

2024 ANNUAL REPORT & ACCOUNTS

Changing Lives and Livelihood







Jaiz Bank
...FOR A BETTER LIFE



NON - INTEREST FINANCE FOR A BETTER FUTURE


Your Bearings, Recalibrated for Growth.
In a world full of choices, direction matters.
Jaiz Bank is the compass guiding your finances toward wealth, value-based growth, and a legacy of excellence.
Chart your course. Grow with Jaiz
www.jaizbankplc.com
Jaiz Bank
...FOR A BETTER LIFE



A financial institution of the future that provides ethical financing to address customers' needs.

Channels



1,052	222	622,822	52	405,970	4,866
POS	ATM	USSD USERS	BRANCHES	MOBILE BANKING USERS	INTERNET BANKING USERS

CONTENT GUIDE

01 OVERVIEW

About the Bank.....06
Awards and Recognition.....09
Directors, Officers & Professional Advisors.....10
Results at a Glance.....11
Chairman's Statement.....13
Chief Executive's Statement.....17

02 BUSINESS REVIEW & STRATEGY

Corporate Banking Report.....21
Macro Small and Medium Enterprise Report.....23
Our People, Culture, and Diversity.....25
Sustainability Banking Report.....27
Risk Management Report.....38
Customer's Complaint and Feedback.....44

03 GOVERNANCE & STEWARDSHIP

Board of Directors..... 47
Advisory Committee of Experts.....55
Directors' Report..... 61
Corporate Governance Report.....69
Report of the External Consultant on Board Performance.....83
Report of the Statutory Audit Committee.....84
Report of Advisory Committee of Experts.....85
Management Report on the effectiveness of internal control over financial reporting 86

04 FINANCIAL STATEMENTS

Independent Auditor's Report.....93
Statement of Financial Position.....96
Statement of Profit or Loss and Other Comprehensive Income.....97
Statement of Changes in Equity.....98
Statement of Cash Flows.....99
Statement of Source and Uses of Qard Funds.....100
Statement of Source and Uses of Charity Funds.....101
Notes to the Financial Statement.....102

05 OTHER NATIONAL DISCLOSURES

Value Added Statement.....168
5 Years Financial Summary.....169

06 CORPORATE INFORMATION

Branch Locations.....172
Jaiz Bank Agents.....175

07 SHAREHOLDERS INFORMATION

Shareholders Engagement.....178
Dividend History Information.....179
Notice of Annual General Meeting..... 180
Explanatory Notes to the Proposed Resolutions.....182
e-Divdend Mandate Form.....183
Proxy Form.....185

01

Overview

- About the Bank
- Awards and Recognition
- Directors, Officers & Professional Advisors
- Results at a Glance
- Chairman's Statement
- Chief Executive's Statement

ABOUT THE BANK

Jaiz Bank Plc, the pioneer non-interest Bank in Nigeria, has been providing ethical services to individuals, corporate, and government entities since 2012 with the mission of making life better through ethical finance. Since it commenced operation in 2012, the Bank has maintained its leadership role by deepening this alternative model of financing. This has laid the foundation for its expansion which provided the much needed ethical funding for infrastructural development in the country.

Over the years, the Bank has won notable international and local accolades among which are the Most Improved Islamic Banking awards in 2020 and 2021, respectively, from the Global Islamic Finance Awards (GIFA).

It maintains a record of being the first Shariah Compliant Bank in the world to break even within the first three years of operations, even when there were no Islamic banking and finance instruments to invest in the country.

Jaiz Bank's core values are built on the acronym 'ETHICAL'— Excellence, Teamwork, Honesty, Integrity, Customer-Centric, Accountability, and Loyalty. These core values underpins what the staff will live by, to achieve the vision of being the clear leader in ethical banking in Africa.

Jaiz Bank is publicly quoted on the Nigerian Exchange Group (NGX), with a balance sheet size of N1,080 Trillion (as of December 31st, 2024), compared to N12billion in 2012. Financing and Investment assets also grew from over N30 Billion in 2012 to N671 billion as of December 31st, 2024. Other critical parameters such as customer deposits, branch network, and profitability have all been growing year-on-year since inception.

About Islamic Banking

Non-interest banking is a growing global phenomenon practiced in nearly 80 countries, including the United Kingdom, Canada, the United States of America, the United Arab Emirates, Malaysia, China, Singapore, South Africa, Kenya, etc. Global Banks like HSBC, Citibank, Barclays Bank, Standard Chartered, are also offering non-interest banking products and services. It is an alternative financial service offering that is open to all, irrespective of race or religion. It is based on the ethical principles of fairness, transparency, and objectivity. Non-interest Banks offer almost all the services of Conventional Banks, the difference is that they are based on the the principles of shariah (Islamic Law)

Islamic Banks do not give or receive interest nor finance anything harmful to society, such as alcohol, tobacco, gambling, etc. They also avoid gharar, extreme uncertainty, and deception. A significant portion of the Nigerian population is desirous of ethical banking services which Non-Interest Banks are poised to deliver. In a nutshell, Non-Interest Banking is link to real economy, where profit and loss sharing arrangement, underpins its modus operandi.

Potential for Non-Interest Bank in Nigeria

There is a huge potential for Islamic Bank in Nigeria due to large number of undeserved and unbanked population who are sensitive to conventional banks for various reasons. Jaiz Bank's strategic business focus is mainly on retail banking; nevertheless, the Bank offers corporate and commercial banking services. The Bank's retail focus enables it to service the majority of Nigerians who wish to avoid Riba (Usury) in their daily activities.

WHAT THE BANK IS

- 100% Shari'ah compliant.
- Highly ethical, with best practice corporate governance and sound risk management framework.
- Proactive and innovative towards customer's needs.
- Best-practice operations and functional framework.
- Customer-Centric.
- Socially responsible.
- Fair to all Stakeholders.
- Ideal business partner.

WHAT THE BANK IS NOT

- Religious bias.
- Offer all things to all people.
- Mediocre performer.
- Imitate other banks.

OUR BUSINESS PHILOSOPHY

Our philosophy is to deliver world-class, Sharia-compliant financial services to our clientele irrespective of class, race, or religious belief and to contribute to the socio-economic development of society.

Our Vision

To be the clear leader in Ethical Banking in Africa

Our Mission

Making life better through Ethical Finance

OUR SUSTAINABILITY VISION STATEMENT

To be the clear leader in Sustainable and Ethical Banking.



OUR CORE VALUES

- Excellence
- Teamwork
- Honesty
- Integrity
- Customer-Centric
- Accountability
- Loyalty

Let us grow your business

with our financing options.



With Jaiz MSME Financing, you get support that nurtures your next big step—without rushing your process.

www.jaizbankplc.com

Jaiz Bank
...FOR A BETTER LIFE

AWARDS & RECOGNITION



Most Promising Islamic Bank in 2024
(Global Islamic Finance Awards - GIFA)



The Strongest Islamic Retail Bank in Nigeria
(Cambridge/Islamic Retail Banking Awards)



The Best in MSME Non-Interest Financing
(Nairametrics)



The Best Islamic Bank in Nigeria
(Capital Finance International)



The Best Islamic Bank in West Africa
(International Investor Magazine)

DIRECTORS, OFFICERS & PROFESSIONAL ADVISERS

Directors

Mohammed Mustapha Bintube	Chairman
Alh. Ibrahim Muhammadu Indimi	Non-Executive Director
Mr. Mohammed Seedy Njie	Non-Executive Director
Alh.Tajudden Aminu Dantata	Non-Executive Director
Sa'adat Hamza Mohammed	Non-Executive Director
Mallam Mustapha Ibrahim Ahmad	Non-Executive Director
Muhammad Hadi Abdul Mutallab	Non-Executive Director
Dr. Aisha Waziri Umar	Independent Non-Executive Director
Dr. Abdullateef Bello	Independent Non-Executive Director
Haruna Musa Ph.D	Managing Director/CEO
Alhassan Abdulkarim	Executive Director

Company Secretary	**Mohammed Shehu** FRC/2017/NBA/00000016416
Registered Office	**Jaiz Bank PLC** Jaiz House Plot 1073 J. S Tarka Street Garki, Area 3, Abuja.
Registrar and Transfer Office	**Africa Prudential Plc.** (Formerly UBA Registrars Plc.) 220B Ikorodu Road, Lagos.
Independent Auditor	**Delloite & Touché** Civic Towers Plot GA1 Ozumba Mbadiwe Avenue, Lagos.
Tax Advisors	**Oladele Konsulting** (Chartered Tax Practitioner & Management Consultants) Suite C11 Othini Plaza, Plot 1528, Nouakchott Street Wuse Zone 1, Abuja.
Investor Relations	Jaiz Bank Plc has a dedicated investors' portal on its corporate website, which is accessible via this link: https://jaizbankplc.com/investors-relations/annual-report-and-accounts/ For further information, please contact: jaiz Bank Plc. Investor Relations team investor.relations@jaizbankplc.com

RESULT AT A GLANCE

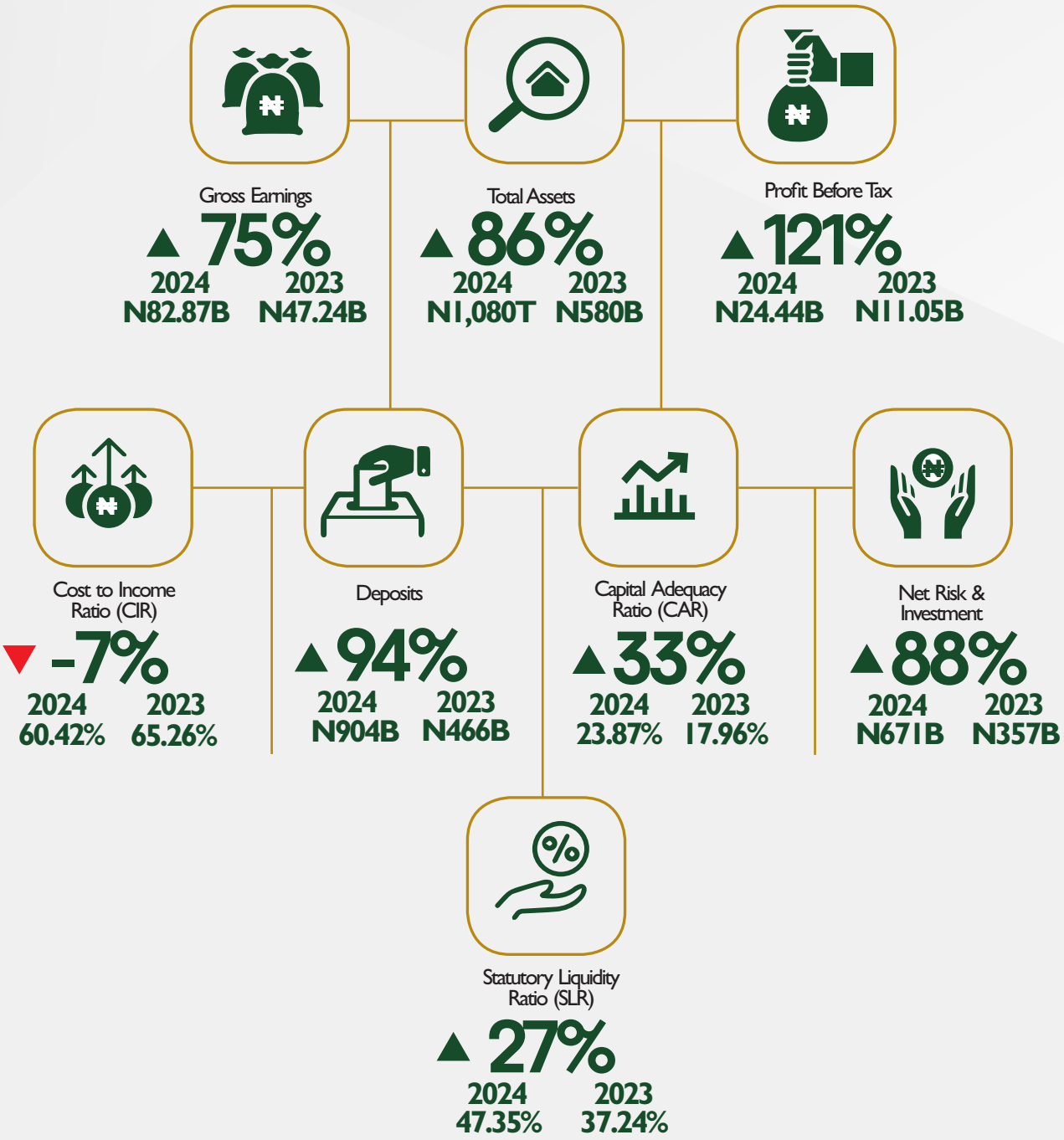

EnerJaiz

Clean Energy, Smart Living

Enjoy uninterrupted energy in your home or place of business with our solar solutions.



*Terms and conditions apply

www.jaizbankplc.com

Jaiz Bank
...FOR A BETTER LIFE

CHAIRMAN'S STATEMENT

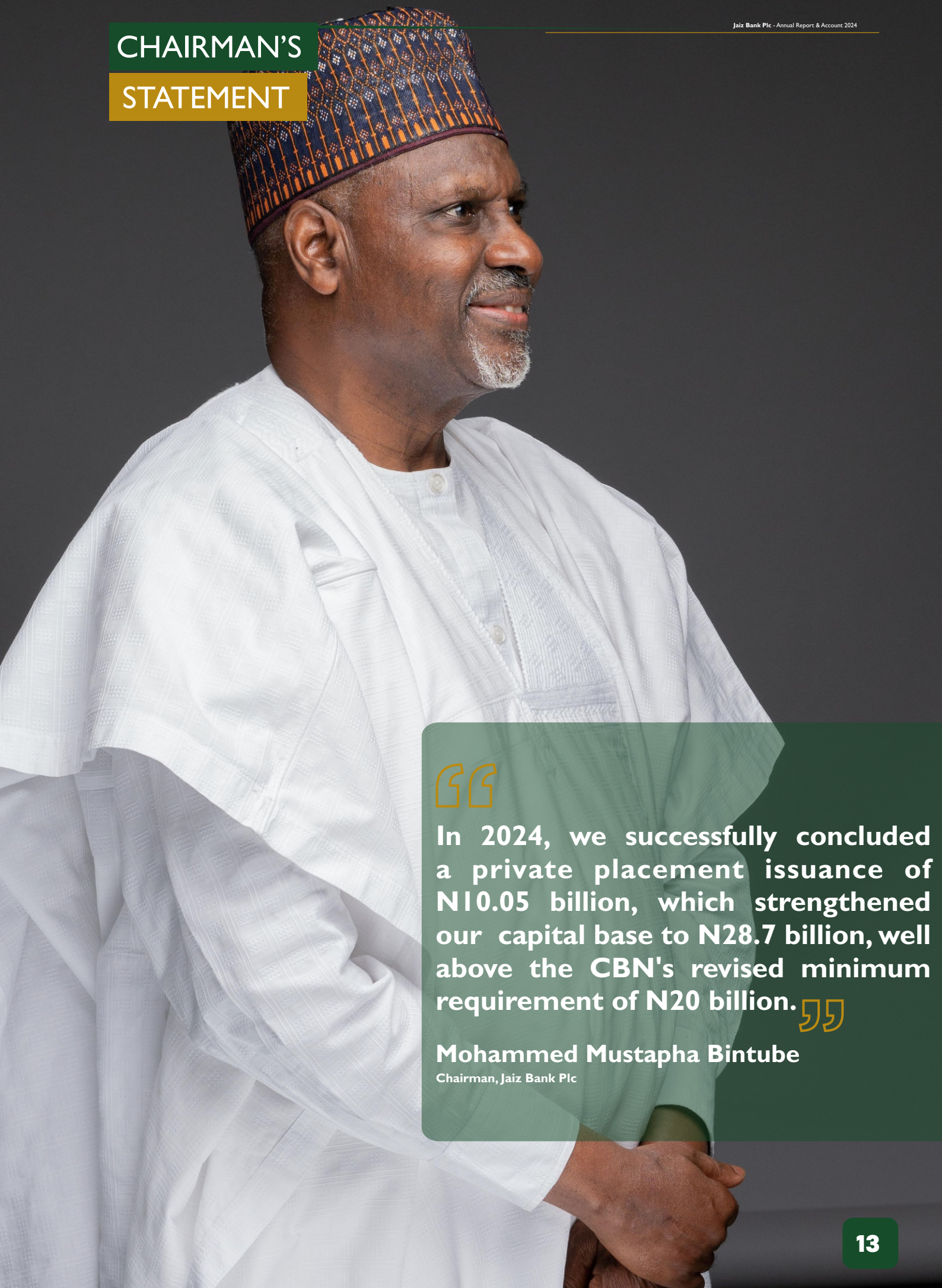

In 2024, we successfully concluded a private placement issuance of N10.05 billion, which strengthened our capital base to N28.7 billion, well above the CBN's revised minimum requirement of N20 billion.

Mohammed Mustapha Bintube
Chairman, Jaiz Bank Plc

CHAIRMAN'S STATEMENT

Distinguished Shareholders, it is with profound gratitude and immense pride that I present the 2024 Annual Report of Jaiz Bank Plc, showing a transformative period in our corporate history, where we combined financial performance with ethical banking principles to deliver exceptional value to all stakeholders. This year's report, themed **'Changing lives and livehood'.**

Navigating the Macroeconomic Landscape

The year 2024 presented a complex tapestry of economic challenges and opportunities. Globally, many economies grappled with the lingering effects of geopolitical tensions, supply chain disruptions, and monetary policy tightening in advanced economies. Domestically, Nigeria's economy demonstrated remarkable resilience, recording a 3.4% GDP growth despite facing inflationary pressures that peaked at 34.8%, persistent currency volatility, and the ongoing implementation of critical structural reforms.

The Central Bank of Nigeria's aggressive monetary policy response, which saw the Monetary Policy Rate rise to 27.5%, created a challenging operating environment for financial institutions. However, it was precisely in these conditions that Jaiz Bank's ethical banking model demonstrated its inherent strength and stability. Our non-interest banking framework, with its emphasis on asset-backed financing and risk-sharing principles, proved particularly resilient in this high-interest rate environment, allowing us to navigate the economic headwinds while continuing to deliver value to our customers and shareholders.

Financial Performance: Breaking Records with Ethical Banking

The 2024 financial year will be remembered as a watershed moment in Jaiz Bank's history, as we delivered performance metrics that not only surpassed our projections but also redefined industry expectations for ethical banking institutions. Our Profit Before Tax soared by an extraordinary 121%, rising from N11.05 billion in 2023 to N24.44 billion in 2024. This remarkable achievement reflects the fundamental strength of our business model and the effectiveness of our strategic initiatives implemented throughout the year.

Revenue generation witnessed unprecedented growth, with gross earnings expanding by 75% from N47.24 billion to N82.87 billion. This performance was underpinned by two key factors: an improvement in the yield on our earning assets from 13.02% to 14.43%, and a spectacular 72% growth in investment income. These metrics demonstrate our ability to optimize our asset portfolio while maintaining strict adherence to Sharia principles, proving that ethical banking can indeed be both principled and profitable.

Perhaps most significantly, 2024 marked the year we crossed the N1 trillion threshold in total assets, recording an 86% growth from N580.13 billion to N1.081 trillion. This milestone achievement reflects the growing acceptance of non-interest banking in Nigeria and the trust customers place in our institution. Our deposit base grew even more dramatically, expanding by 94% to N904.79 billion, indicating strong customer confidence in our brand and services.

Strategic Restructuring and Operational Efficiency

The phenomenal growth in our balance sheet was made possible by the strategic restructuring of our business operations into specialized divisions aligned with distinct customer and market segments. This reorganization, implemented in the first quarter of 2024, has fostered greater specialization, enhanced accountability, and improved our responsiveness to market dynamics. Each division now operates with clearer focus and better-defined performance metrics, creating a more agile and customer-centric organization.

While celebrating our growth, we must acknowledge the associated cost increases. Operating expenses grew by 80% to N39.31 billion, driven primarily by two factors: a 55% surge in expense-bearing funds which led to a 92% increase in profit pay-outs to providers of funds (rising from N11.10 billion to N21.28 billion), and the inflationary pressures that affected all aspects of our operations. However, our cost-to-income ratio remains healthy at 60.42%, and we continue to implement efficiency measures to optimize our operational expenditure.

Industry Recognition and Awards

Our exceptional performance in 2024 attracted significant recognition from prestigious institutions across the global financial landscape. We received the "Most Promising Islamic Bank" award from the Global Islamic Finance Awards (GIFA), a testament to our growing influence in the international Islamic finance community. The dual recognition as the "Best Islamic Bank in West Africa" by International Investor Magazine and "Best Islamic Bank in Nigeria" by Capital Finance International (CFI.co) underscores our leadership position in the regional non-interest banking sector.

Particularly gratifying was our receipt of the "Best MSMEs in Non-Interest Alternative Financing" award from MENA Banking Excellence, which acknowledged our innovative approach to serving small and medium enterprises through Sharia-compliant solutions. These accolades, while humbling, serve as both validations of our current trajectory and motivation to reach even greater heights in the coming years.

Strategic Capital Management and Brand Evolution

In 2024, we successfully concluded a private placement issuance of N10.05 billion, which strengthened our capital base to N28.7 billion, well above the CBN's revised minimum capital requirement of N20 billion. This achievement demonstrates strong investors confidence in our business model and growth prospects. The additional capital provides us with greater capacity to finance large-ticket transactions and expand our operations while maintaining healthy capital adequacy ratios.

Our ongoing rebranding initiative represents more than just a visual refresh; it symbolizes our evolution into a modern, innovative financial institution while maintaining our core ethical values. The new brand identity, to be fully unveiled in 2025, will better reflect our position as Nigeria's premier non-interest bank and our aspirations for continental leadership in ethical banking.

This transformation goes beyond logos and colour schemes rather it encompasses every touchpoint of customer interaction, from our digital platforms to our physical branches, all designed to deliver a more cohesive and superior banking experience.

Our Greatest Asset: The Jaiz Bank Team

To our dedicated employees across all levels of the organization, I extend my deepest appreciation. Your commitment to excellence, teamwork, honesty, integrity, customer-centricity, accountability and loyalty has been the cornerstone of our success. These core values are not merely words in our corporate literature but moral compass that guide our daily operations and decision-making processes. I challenge every member of our team to continue being ambassadors of these core values, knowing that our collective success depends on each individual's commitment to living by these principles every day.

Strategic Outlook: Positioning for Future Growth

As we look to the future, we shall be implementing several strategic initiatives to sustain our growth trajectory and enhance our competitive position. Digital transformation remains a key priority, with significant investments planned to upgrade our technological infrastructure and develop innovative digital banking solutions. We aim to leverage artificial intelligence and data analytics to improve customer experience, risk management, and operational efficiency.

Our expansion plans include increasing our footprint in underserved markets and developing specialized products for key sectors of the economy. We are particularly focused on enhancing our offerings for SMEs, agricultural financing, and infrastructure development - all areas where our ethical banking model can make significant impact.

Recognizing the evolving regulatory landscape, we are strengthening our compliance frameworks and risk management systems to ensure we not only meet but exceed regulatory expectations. Our commitment to corporate governance remains unwavering, as we believe strong governance is essential for sustainable growth.

Gratitude and Acknowledgments

Our achievements in 2024 would not have been possible without the support of numerous stakeholders. I extend our sincere gratitude to our valued customers for their loyalty and trust in our brand. Your continued patronage inspires us to innovate and improve our services. Our dedicated employees will not go un-noticed. Your hard work, professionalism, and commitment to excellence remains the heart and soul of Jaiz Bank.

To our shareholders, your confidence and investment and support, enabled us to pursue growth opportunities and create long-term value. We must sincerely thank you and assure greater value for your sacrifices.

Our regulators, particularly the Central Bank of Nigeria, we thank youfor your guidance and oversight. We appreciate the constructive engagements that help strengthen our industry.

Our partners and correspondents in Nigeria and across the world, your collaboration in expanding the frontiers of ethical banking is duly acknowledged.

Conclusion: The Journey Continues

As we reflect on our achievements in 2024, we do so with humility and gratitude, but also with renewed determination to build on this success. 'Changing lives and livehood continues' is not just a theme for this report, but a declaration of our aspirations of leadership in Africa.

We recognize that the journey is far from complete. The coming years will present new challenges and opportunities as the financial services landscape continues to evolve. However, we face the future with confidence, knowing that our ethical foundation, strong performance, and dedicated team position us well to navigate whatever lies ahead.

Thank you for being part of this remarkable journey. Together, we will continue to demonstrate that ethical banking is not just an alternative, but a superior model for sustainable financial services in Nigeria, Africa, and beyond.



Mohammed Mustapha Bintube
Chairman, Jaiz Bank Plc.


*Terms and conditions apply
Own your Car
the right way
with Jaiz Auto Finance (Murabaha).
Ethical. Interest-free. Designed for you.
www.jaizbankplc.com
Jaiz Bank
...FOR A BETTER LIFE

MANAGING DIRECTOR
CEO'S STATEMENT



We register our heartfelt appreciation to our former directors and executives who contributed immensely to the Bank's legacy and laid the foundation for our current successes.

Haruna Musa Ph.D
Managing Director/CEO, Jaiz Bank Plc

MANAGING DIRECTOR'S/CEO STATEMENT

Distinguished Shareholders, Members of the Board of Directors, Ladies and Gentlemen. It is with great honour and appreciation that I present to you the 2024 Full-Year Report of our Bank.

Reflections on a Transformative Year

The year 2024 was pivotal in our journey of transformation and growth. I begin by expressing my profound gratitude to the Board of Directors for the privilege to lead this pioneering institution—Nigeria's foremost non-interest Islamic bank. Following my appointment as Managing Director/Chief Executive Officer in November 2023, I was tasked with the strategic mandate to restructure, reposition, and reengineer the Bank for greater operational efficiency, market relevance, and robust Shari'ah and corporate governance.

My early engagement with stakeholders—particularly our dedicated employees—was a reaffirmation of the passion and commitment that power our institution. During this engagement, I outlined our three strategic priorities for 2024:

- Growing deposits,
- Acquiring new customers, and
- Enhancing the digital customer experience.

Thanks to the unwavering support of all stakeholders, we have made commendable strides on all fronts.

Strong Financial Performance

Despite a challenging macroeconomic environment and sector-wide reforms, our Bank delivered outstanding results:

- Profit Before Tax rose by 121%, from N11.05 billion in 2023 to N23.48 billion.
- Gross Revenue increased by 75%, from N47.24 billion to N82.87 billion, driven by improved asset yields (13.02% to 14.43%) and a 51% increase in investment income.
- Total Assets expanded by 86%, reaching N1.081 trillion.
- Customer Deposits surged by 94%, from N466.57 billion to N904.79 billion.
- Financing and Investment Assets rose by 88%, from N357.33 billion to N671 billion.

These results reflect the success of our divisional business model, which aligns operational units with market segments, enhances accountability, and enables focused customer engagement.



Cost and Operational Efficiency

Our rapid growth inevitably impacted our cost profile:

- Operating expenses increased by 79%, from N20.76 billion to N37.15 billion. This was largely due to:
- A 70% increase in expense-bearing funds.
- A 92% increase in profit payouts to fund providers (N21.34 billion, up from N11.10 billion).
- Inflation, currency depreciation, and overall cost pressures.

Despite this, our proactive cost containment strategies—including energy efficiency, vendor renegotiations, and automation—enabled a reduction in our cost-to-income ratio from 65.26% to 59.46%. These savings empowered us to increase investments in technology and human capital.

Capital Strengthening

In line with the Central Bank of Nigeria's recapitalization directive to support the nation's $1 trillion GDP target, I am pleased to report that we have surpassed the N20 billion minimum capital requirement.

Through a N10.05 billion private placement from our major existing shareholders, our capital base has been significantly bolstered. However, we will continue to strengthen our capital position to consolidate our leadership in the non- interest banking space in Nigeria.

Recognition and Awards

Our strong performance earned the Bank numerous local and international accolades in 2024, including:

- Most Promising Islamic Bank (Global Islamic Finance Awards – GIFA)
- Best Islamic Bank in West Africa (International Investor Magazine)
- Best Islamic Bank in Nigeria (Capital Finance International)
- Best MSMEs in Non-Interest Alternative Financing (Nairametrics)
- Strongest Islamic Retail Bank in Nigeria (Cambridge/Islamic Retail Banking Awards)

These awards validate our strategic direction and reinforce our brand as a trusted leader in ethical finance.



Commitment to Sustainability

We take our responsibility to society and the environment seriously by undertaking these initiatives:

- Green Financing: Through Enerjaiz, we are driving solar energy adoption and reducing carbon emissions.
- EV Financing: Supporting the transition to electric vehicles among our customers.

CSR: We embrace a holistic approach to sustainability, ensuring our initiatives positively impact the marketplace, environment, and communities.

Empowering Our People

Our people are the foundation of our success. In 2024, we:

- Increased training investment by 484%, averaging 57 hours per employee.
- Revamped performance management systems to promote fairness and excellence.
- Improved staff welfare, policies, and work-life balance.
- Attracted and retained top-tier talent across departments to strengthen innovation and execution.

We register our heartfelt appreciation to our former Directors and Executives who contributed immensely to the Bank's legacy and laid the foundation for our current successes.

Customer-Centric Technology and Innovation

To deliver a superior customer experience, we continued investing in:

- Modernizing core systems,
- Process automation
- Expanding multi-channel digital platforms for seamless banking.

These steps are key to achieving operational excellence and growing customer satisfaction

Rebranding for the Future

We have secured regulatory approval from the Central Bank of Nigeria to rebrand our Bank in 2025.

This initiative will include:

- Remodelling of branches,
- Cultural transformation,
- A refreshed brand identity and strategic engagement with brand ambassadors.

This rebranding will reinforce our market presence and appeal to a broader customer base

Outlook for 2025

As we look ahead, 2025 will focus on scaling our growth and deepening our impact. Key priority areas shall include:

- Growing our retail base exponentially,
- Expanding our footprint in strategic locations,
- Enhancing brand equity and visibility,
- Refreshing our five-year strategic plan to adapt to evolving market conditions,
- Driving innovation through capital mobilization, digital expansion, and internationalization.

Appreciation and Commitment

I extend my deepest gratitude to the Chairman and Board of Directors for their guidance, to our shareholders for their belief, and to our customers, regulators, and partners for their trust.

To our dedicated employees, thank you.

Your commitment fuels our progress and anchors our ambition to become a leading ethical financial institution in Africa.

With our values, vision, and vibrant team, 2025 promises to be even more prosperous.

Haruna Musa Ph.D

Managing Director/CEO Jaiz Bank Plc

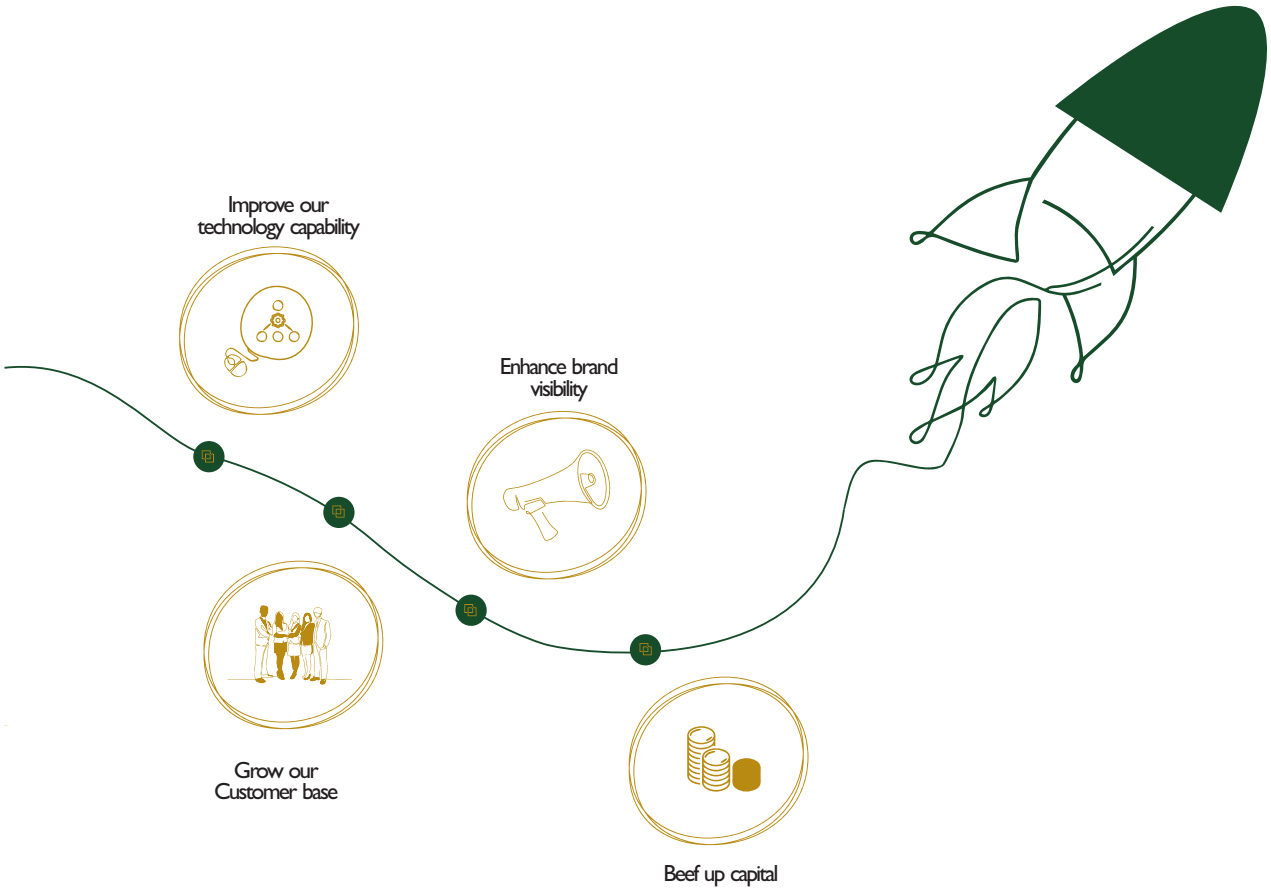

02

Business Review & Strategy

- Corporate Banking Report
- Micro, Small and Medium Enterprise Report
- Our People, Culture, and Diversity
- Sustainability Banking Report
- Risk Management Report
- Customer Complaint and Feedback

CORPORATE BANKING REPORT

Jaiz Bank operates on the principle of ethical and responsible finance, hinged on Islamic Commercial jurisprudence. Our strategies involve a holistic understanding of our stakeholders' needs to build robust relationships with our clients. We have achieved this through improved customer satisfaction, improved risk management, financing impactful investments, and maintaining a good balance sheet. Our growth in all facets over the years, is a reflection of our values and adherence to the strategies of the Bank. We work together as a team to provide solutions to the problems and aspiration of our clientele, build trust, impact the society and support business growth through our financing.

The year 2024 was a challenging year for most corporate business segments, as the full effect of the FX liberalization, coupled with high inflationary pressures created a challenging macro-economic environment. This led to significant deterioration in FX positions of most manufacturing companies, higher working capital financing requirements and operating expenses.

Against this background, the Corporate Banking Division being at the centre of the Bank's Investment and quality asset creation, continues to extend facilities to many customers with good potentials for partnership and business development. The division focused on a diversified clientele with special financing needs. Such clients are spread across individuals with complex financial requests, and corporations in different sectors seeking to acquire assets, finance projects, provide working capital amongst others. In a bid to drive industry specific expertise in its financing activities, the division operated mainly across 4 main conglomerates namely Real Estate & Construction, Energy, Manufacturing & Heavy Industries, and Agribusiness & Commodities.

Real Estate & Construction Industry

Since the inception of the Bank, we have consistently aligned our operations with our vision of making life better. By virtue of our operating model of banking, and as a financial intermediary, we have supported the real sector of the Nigerian economy in numerous ways. Within the non-interest banking space, we have played a pivotal role in the delivery of various projects across the residential and commercial real estates, as well as public sector infrastructure in different regions of the country.
During the year under review, we increased and deepened our portfolio by extending significant financing support to schools and market development projects. As at December 2024, we had a total real estate portfolio of N24Billion. This is in addition to the significant contingent liabilities in excess of N40Billion extended to reputable construction companies within the sector.

So far, the Bank has been directly involved in the delivery of over 2,900 commercial assets in the north central and north-west regions of the country, in addition to over 3,580 houses in the north central and southwest regions of the country. There are also ongoing projects currently being financed, that are estimated to add approximately 2,000 commercial and 800 residential assets before the end of the 2025 financial year.

The Inventory Financing product manned by the division is being leveraged upon by the Bank, to proffer solutions to customers' problem statements. This product is categorically likeable by our partners because of its practicability and minimum financing requirements, posing a manageable risk to the Bank. At the end of the reviewed period, the Bank had an investment portfolio of N29billion under the inventory product, reaping a substantial profit for the Bank with an average ROI of 24%.



Energy & Oil and Gas Industry

The Energy portfolio continues to evolve, driven by our renewed efforts towards diversifying into the Midstream, Downstream and renewable energy segments. With an Energy portfolio of N45Billion, majorly dominated by the downstream energy industry, the bank launched the 'Enerjaiz' initiative with the primary focus of deepening adoption of renewable energy solutions by providing financing to households, small businesses and Corporate organizations. In addition, we pioneered the distribution of Electric Vehicles into the country in conjunction with our long-term strategic partners.

Within the Upstream and Downstream segments, we led and enabled the structuring of several export transactions from some local players & refineries to International Oil traders, as Nigeria became a Net Exporter of petroleum products for the first time in over 50 years, by leveraging our expertise in trade and export financing garnered over the years.



Agribusiness & Commodities Industry

Jaiz Bank has remained at the forefront of Agricultural and Commodity financing since inception of operations. With agriculture contributing approximately 25% of the country's Gross Domestic Product (GDP), and employing a large percentage of our workforce, it has remained a key focus for the Bank in its quest towards enriching and making lives better.

With a portfolio in excess of N56Billion as at December 2024, the sector represents the most impactful segment of the economy, with particular focus on commercial crop production, agro processing, cash crops, commodity export and livestock production.



Manufacturing & Heavy Industries

The manufacturing industry in Nigeria remains a vital component of the economy, but faced significant challenges in the year 2024, contributing approximately 10% of the GDP. The sector has faced sluggish growth primarily due to FX devaluation and volatility, energy supply issues, financing limitations and poor infrastructure.

Our Corporate banking clientele are not aware of these challenges, but showed remarkable resilience towards driving growth and meeting obligations as and when due. As at the end of December 2024, the Bank had a total portfolio of N54Billion with investments in food processing & manufacturing, plastics, cement, steel, beverages, flour and paper products sectors of the industry.



Strategy and Innovation

As a Non-Interest Financial Institution, our strategy is to be the clear leader in ethical banking in Africa. The Corporate Banking division has continually aligned its activities in line with this vision. This has encouraged the division to penetrate new markets and further strengthen the Bank's footing in emerging sectors such as Mining, Transport, Storage & Health industries.



Creation of Diversified Future

Diversification is continually required to achieve exceptional growth in the income of the division and the bank as a whole. By diversification, we refer to new ideas, skills, innovation and processes of doing business across emerging sectors of the economy.

The Corporate Banking Division has been evolving to cater for the new issues and market opportunities emanating from these segments. In addition to the introduction of separate industry specific business teams to cater for the Mining and Transport sectors, the division recently established another Businesse Unit charged with the responsibility of signing-on customers of previously untapped business segments with a view to incubating them into stand alone business units in the future.

As a strategy, the division plans to continually explore other industries with good potentials to tap the profits therein, thereby reducing sectorial financing concentration of the division.

In 2024, we have learned yet again that there are many ways the Bank can be empathetic to its stakeholders and its communities, while still upholding the interest of our shareholders. The strategies set years ago are still relevant today. Hence, in order to transform our business for the future, we are focused on optimizing and closing all possible gaps in the business landscape, and enhance our ability to innovate, make decisions and execute efficiently with speed. Our commitment to support our clients in this unpredictable business environment is well refreshed and true as ever.



MICRO, SMALL AND MEDIUM ENTERPRISES (MSME) BANKING

The Agency Banking & Financial Inclusion Group comprises three dynamic teams—SME, Agency Banking, and Financial Inclusion. Each team plays a distinct yet interconnected role in driving our mission to empower underserved communities and enhance access to financial services.

In 2024, the group achieved significant milestones through its three teams. This report highlights our collective progress in fostering economic growth and empowering SMEs to drive sustainability.

Unique Roles of Each Team

SME Desk

Supporting small and medium-sized enterprises with tailored financial products and capacity-building initiatives while monitoring the performance of the SME portfolio. This desk drives economic growth by empowering businesses to scale and create jobs. The SME team also seeks for partnership with governmental and non-governmental organizations to support SMEs and ease access to finance.

Agency Banking

Extending banking services to underserved and rural areas through agents. This team ensures enhanced financial access for the unbanked, bridging geographic and technological barriers. Jaiz OyaOya is the brand name for Agency Banking Service in the Bank.

Financial Inclusion

Developing strategies to integrate marginalized groups (e.g., women, rural populations) into the financial system, promotes inclusivity and ensures that every individual has access to basic financial services. This team serves as the liaising unit on National financial inclusion drive and also oversees financial literacy programs and the JAFIC Projects of the Bank.

The Synergy Among the Teams

Our agents serve as the frontlines of financial inclusion, onboarding women and rural entrepreneurs into the financial ecosystem, many of whom later benefit from SME facilities, savings, capacity-building programs and other financial products, ensuring business continuity.

Our focus on gender-specific SME financing aligns with our financial inclusion strategy (JAFIC) to empower women-led businesses and reduce the economic gender gap.

Key Achievements of Individual Teams in 2024

SME Desk:

- Monitored the disbursement of funds to SMEs via branches including the JAIZ/SMEDAN matching Fund Program.
- Coordinated the disbursement of USD 3,480,678.50 under the BRAVE Women Project and received a wakala/agency fee of USD 52,210.18 as an implementing partner.
- Hosted four (4) training sessions on financial literacy and business skills impacting 400+ entrepreneurs;
    - Building a Resilient Business in Uncertain Times.
    - Innovation and Creativity in Business
    - Building a Resilient Business Model
    - Sustainability Imperatives for Nigerian MSMEs

Agency Banking:

- Added 1,973 new agents nationwide compared to 569 on-boarded in 2023, increasing coverage by 247%.
- Processed over 200,000 transactions, worth N3 Billion.
- Increased Tier 1 Account Opening by 205%, reaching 51,645 unbanked individuals nationwide.
- 31.11% growth in BVN enrollment.

Financial Inclusion:

- Reached 19,675 previously unbanked individuals, with 47% being women, aligning with Jaiz Bank's commitment to reducing female exclusion in the Nigerian financial system.
- Collaborated with Chanja Datti a-waste-to-wealth (Dumpsite Empowerment) organization to deliver digital & financial literacy programs.
- Partnered with Federal Ministry of Works and Housing (FMWH) on Skill Acquisition programme for Mechanical/Electrical Engineering Schools in Ibara, Kuje, and Ijora impacting over 90 students.

By leveraging the combined strengths of our Agency Banking, SME Desk, and Financial Inclusion teams, we are creating a robust financial ecosystem that uplifts underserved communities, fosters business growth, and promotes national development.

Overview of SMEs in Nigeria and Their Role in Economic Growth

Small and Medium Enterprises (SMEs) are the backbone of Nigeria's economy, accounting for approximately 96% of businesses, 84% of employment, and nearly 50% of the national GDP. These businesses span diverse sectors, including agriculture, trade, manufacturing, and services, and are critical for driving economic diversification, innovation, and poverty alleviation.

Despite their importance, SMEs in Nigeria face significant challenges, including limited access to finance, inadequate infrastructure, regulatory bottlenecks, and a lack of technical expertise. These challenges have hampered their potential to scale operations, increased employment, and contributed meaningfully to the nation's economic growth.

On the other hand, in terms of financial inclusion, women in Nigeria are found to be highly excluded due to correlated factors of income, education, and trust in the financial service providers. Even when all other factors are held equal, women are less likely than men to use formal (regulated) financial services, indicating that the formal sector is not reaching women effectively.

Therefore, there is a need to leverage on other potential channels for providing financial services/products to drive access especially for women who would prefer not to travel far from home to conduct their transactions.

Government Initiatives to Support SMEs

The Nigerian government has implemented several policies and programs to address these challenges and foster SME growth:

1. Development Finance Programs:
- The Central Bank of Nigeria (CBN) provides targeted intervention funds, such as the SME Credit Guarantee Scheme (SMECGS) and the Anchor Borrowers' Programme (ABP) for agro-SMEs.
- The Bank of Industry (BOI) offers subsidized loans tailored to SMEs in various industries – Jaiz Bank was also a beneficiary and an implementing partner in 2019 for the BOI Bottom of Pyramid (BOP) funds.

2. Ease of Doing Business:
- The establishment of the Presidential Enabling Business Environment Council (PEBEC) aims to streamline business registration, improve regulatory frameworks, and simplify tax administration.

3. Digital and Entrepreneurial Training:
- Programs like the National Digital Economy Policy and Strategy (NDEPS) empower SMEs with digital and entrepreneurial skills to enhance competitiveness.

4. Infrastructure Development:
- Investments in road networks, power generation, and ICT aim to reduce operating costs for SMEs.

Private Sector Contributions to SME Development

Private organizations have also played a vital role in fostering SME growth in Nigeria:

1. Access to Funding and Credit:

- Commercial banks, in collaboration with the CBN, provide SME-focused products like the Agri-Business/Small and Medium Enterprises Investment Scheme (AGSMEIS).
- Fintech platforms like Simplified Credit and FlexiSAF enable easier access to Mini Business Plans and Monitoring for SMEs.

2. Capacity Building and Mentorship:

- Organizations like Tony Elumelu Foundation (TEF) and Fate Foundation provide training, mentorship, and seed funding to entrepreneurs.
- Business support hubs and incubators like Co-Creation Hub (CcHub) and Lagos Innovates nurture SMEs, particularly in tech.

3. Market Access and Networking:

- Initiatives like Jumia and Konga enable SMEs to reach wider audiences through e-commerce.
- Corporate organizations, through programs like Dangote Foundation Grants, Ugwumba Leadership Centre Enterprise Challenge and MTN Foundation Youth Entrepreneurship Support Program, enhance SMEs' visibility and support.

4. Technology and Digital Transformation:

- Partnerships between tech companies (e.g., Google and Facebook) and SMEs provide tools and training for digital adoption, enabling businesses to thrive in a competitive market.

Our Bank's Commitment to SME Growth

Recognizing the critical role SMEs play in Nigeria's economy, Jaiz Bank has positioned itself as a key partner in driving growth, innovation, and financial inclusion in the sector. Through targeted initiatives, specialized products, and capacity-building efforts, the bank is bridging the gaps faced by SMEs, enabling them to thrive in a competitive business environment.

The Non-Interest products offered by Jaiz Bank has helped in financially including a large number of the country's population that had hitherto steered away from the conventional financial services, due to their interest-based financial products.

Jaiz Bank Contribution to SME Development

1. Access to Finance:

To address the challenge of limited financing, Jaiz Bank offers tailored financial products such as the SME Facility and partnership financing under the SMEDAN Matching Fund program.

2. Capacity Building:

Our quarterly SME training programs equip entrepreneurs with financial literacy and business management skills, ensuring sustainable growth for our customers.

3. Digital Solutions:

In partnership with fintech platforms like Simplified Credit & FlexiSAF, we empower small business owners to generate their own mini business plan and monitor school fees accordingly. This helps them manage their business operations seamlessly.

In 2024 alone Jaiz Bank disbursed over N10 billion to SMEs across agriculture, education, health, construction, trade, manufacturing sectors and a few others thereby creating jobs for the unemployed masses through the businesses empowered.

Through our gender-focused initiatives, women-led businesses were financed and financially included.

By aligning with the Federal Government's National MSME Policy, Jaiz Bank has expanded financial access to underserved SMEs, particularly in rural areas, through innovative agency banking solutions.

Case Studies and Success Stories

One of our standout success stories is Emerald Services & Resources, a small agribusiness that scaled its operations after securing a N5 million JAIZ/SMEDAN facility through our SME Desk. Today, Emerald Services & Resources employs over 12 people and contributes to the local economy through its value chain.

Jaiz Bank remains dedicated to empowering SMEs as the drivers of economic transformation. By fostering innovation, financial inclusion, and capacity development, we are shaping a future where every small business thrives.

Future Outlook

In 2025, the Agency Banking & Financial Inclusion Group will focus on:

- Expanding the bank's agent network to increase accessibility.
- Growing our customer base through agency banking platforms.
- Enhancing the operations of Jaiz Bank Financial Inclusion Centers (JAFIC) to boost inclusivity in underserved rural areas.
- Partnering with government agencies, NGOs, and other MSME-focused organizations to advance financial inclusion and literacy.
- Promoting sustainable financial inclusion by specifically targeting women, youth, and children.



OUR PEOPLE, CULTURE AND DIVERSITY

At Jaiz Bank PLC, we embrace and celebrate cultural diversity and inclusion as central to our organizational values. Our workforce is a reflection of the dynamic and diverse communities we serve across Nigeria, with representation from all six geopolitical zones, alongside a wide array of nationalities, genders, and age groups. Currently, our workforce consists of 878 permanent employees, with women making up 28% and men accounting for 72% of our workforce.

We understand that diversity drives innovation, strengthens customer relationships, and cultivates a productive and engaging work environment. As such, we are deeply committed to ensuring that our workplace is inclusive, where every employee feels respected, valued, and empowered with equal opportunities for success.

Our dedication to fostering a truly inclusive environment is demonstrated through our focus on:

- Promoting intercultural understanding: We invest in training programs and initiatives designed to enhance communication skills and increase awareness of different cultural perspectives, ensuring all employees appreciate the value of diversity.
- Creating equal opportunities: We are committed to providing fair and equitable treatment to all employees, regardless of their background, and ensuring that every individual has an opportunity to grow and succeed within our organization.
- Developing a culture of respect: At Jaiz Bank PLC, we prioritize creating an environment where every voice is heard, every opinion is valued, and all employees are empowered to contribute meaningfully to our collective success.

By continuing to foster diversity and inclusion, we aim to create a workplace that reflects the values of fairness, respect, and equality, and enhances the overall experience of both our employees and customers.

S/N	GENDER	NO	%
1	FEMALE	246	28
2	MALE	632	72
		878	**100**

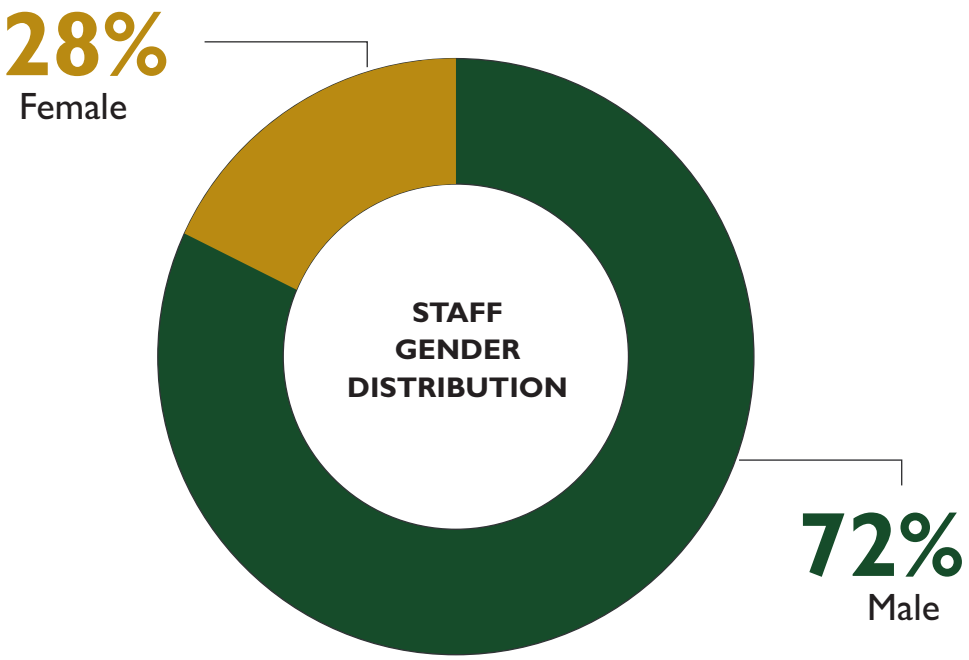

S/N	AGE CATEGORY	NO	%
1	Baby Boomers (51-69yrs)	32	28
2	Generation X (35-50yrs)	402	46
3	Millennials (18-34 Yrs)	444	51
		878	**100**

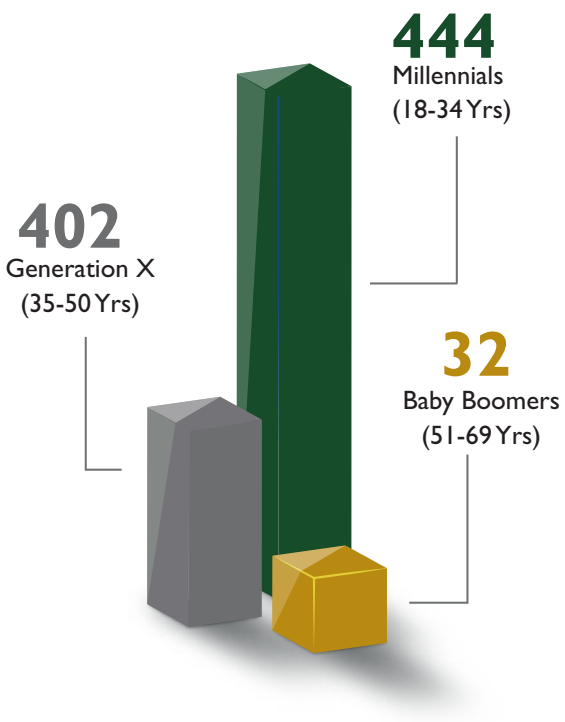

SUSTAINABILITY REPORT

Our Approach to Sustainability

Introduction

In an era where the principles of sustainability are paramount, Jaiz Bank stands out as a pioneer in integrating ethical banking practices with environmental stewardship. As Nigeria's first non-interest bank, Jaiz Bank is committed to promoting financial inclusivity while adhering to the tenets of Islamic finance, which emphasize fairness, transparency, and social responsibility. This report outlines our multifaceted approach to sustainability, highlighting how our operations align with our core values and contribute to the broader goals of sustainable development.

At Jaiz Bank, sustainability is not merely a buzzword; it is embedded in our business model and operational strategies. Our commitment to non-interest banking allows us to support projects that foster economic growth without the burden of interest-based financing, which can often lead to unsustainable debt cycles. By providing ethical financing options, we empower individuals and businesses to invest in sustainable initiatives that benefit both the economy and the environment. Our focus on financing renewable energy projects, green agriculture, and socially responsible enterprises illustrates our dedication to creating a sustainable future for all stakeholders.

Moreover, Jaiz Bank recognizes the importance of corporate social responsibility (CSR) in enhancing community well-being. Through various CSR initiatives, we actively engage in programs that promote education, health, and environmental conservation. Our partnerships with local communities and organizations enable us to address pressing social issues while fostering a culture of sustainability. This report not only reflects our achievements in these areas but also outlines our future commitments to further enhance our sustainability efforts and contribute meaningfully to the global sustainability agenda.

The ESG Strategy

Our commitment to sustainability is encapsulated in our ESG (Environmental, Social, and Governance) approach, which serves as a comprehensive framework guiding our operations and strategic initiatives. This holistic model ensures that we not only focus on financial performance but also on the broader impacts of our activities on society and the environment. By integrating these three pillars into our business practices, we aim to create long-term value for our stakeholders while fostering a sustainable future.

Environmental dimension is a key focus area for Jaiz Bank. We recognize the urgent need to address climate change and environmental degradation. Our financing policies are designed to support initiatives that promote environmental conservation, such as funding for solar energy projects and sustainable agriculture. Additionally, we actively monitor our operational footprint and implement measures to reduce waste and energy consumption within our facilities. By championing green practices, we strive to minimize our impact on the planet and encourage our clients to adopt environmentally friendly practices.

Social dimension underscores our commitment to enhancing the quality of life in the communities we serve. Through various corporate social responsibility (CSR) initiatives, we invest in education, healthcare, and community development programs. Our focus on financial inclusion ensures that underserved populations have access to banking services, empowering them to improve their economic circumstances. By fostering social equity and supporting community well-being, we aim to create a positive social impact that resonates with our core values.

Governance is the foundation of our ESG approach, ensuring that we operate with integrity, transparency, and accountability. We adhere to the highest standards of corporate governance, which include robust risk management practices and ethical decision-making processes. Our commitment to ethical conduct extends to our relationships with clients, employees, and stakeholders, fostering trust and confidence in our operations. By prioritizing good governance, we ensure that our sustainability efforts are not only effective but also aligned with our overarching mission to promote responsible banking practices..

In summary, Jaiz Bank's ESG approach to sustainability reflects our dedication to creating an inclusive and sustainable future. By addressing environmental, social, and governance factors, we are not only fulfilling our obligations as a responsible financial institution but also contributing to the global sustainability agenda.

Materiality Assessment

The materiality assessment is a critical component of Jaiz Bank's sustainability strategy, enabling us to identify and prioritize the environmental, social, and governance (ESG) issues that are most relevant to our stakeholders and business operations. Through a systematic process of stakeholder engagement, including consultations with clients, employees, investors, and community representatives, we gather insights on the key sustainability challenges and opportunities that matter most to them. This assessment allows us to align our sustainability initiatives with stakeholder expectations and industry standards, ensuring that our efforts are focused on areas that drive meaningful impact. By continuously evaluating and updating our materiality assessment, we remain responsive to emerging trends and challenges, reinforcing our commitment to transparency and accountability in our sustainability journey.

To hone into making the areas of materiality focused, a revision to the material elements was made, including:

- Addition of Technological Transformation, Reporting & Transparency, Process Automation, Market Share & Positioning, Data Security & Privacy Compliance, Business Conduct & Ethical Standards, Shareholder Relations & Value and Business Continuity.
- Collapsing of Electrical Consumption into Green Buildings
- Collapsing of Women's Financial Empowerment into Women's Empowerment
- Collapsing of Employee Gender Equality and Diversity at the Workplace into Diversity, Equity & Inclusion

Materiality Matrix

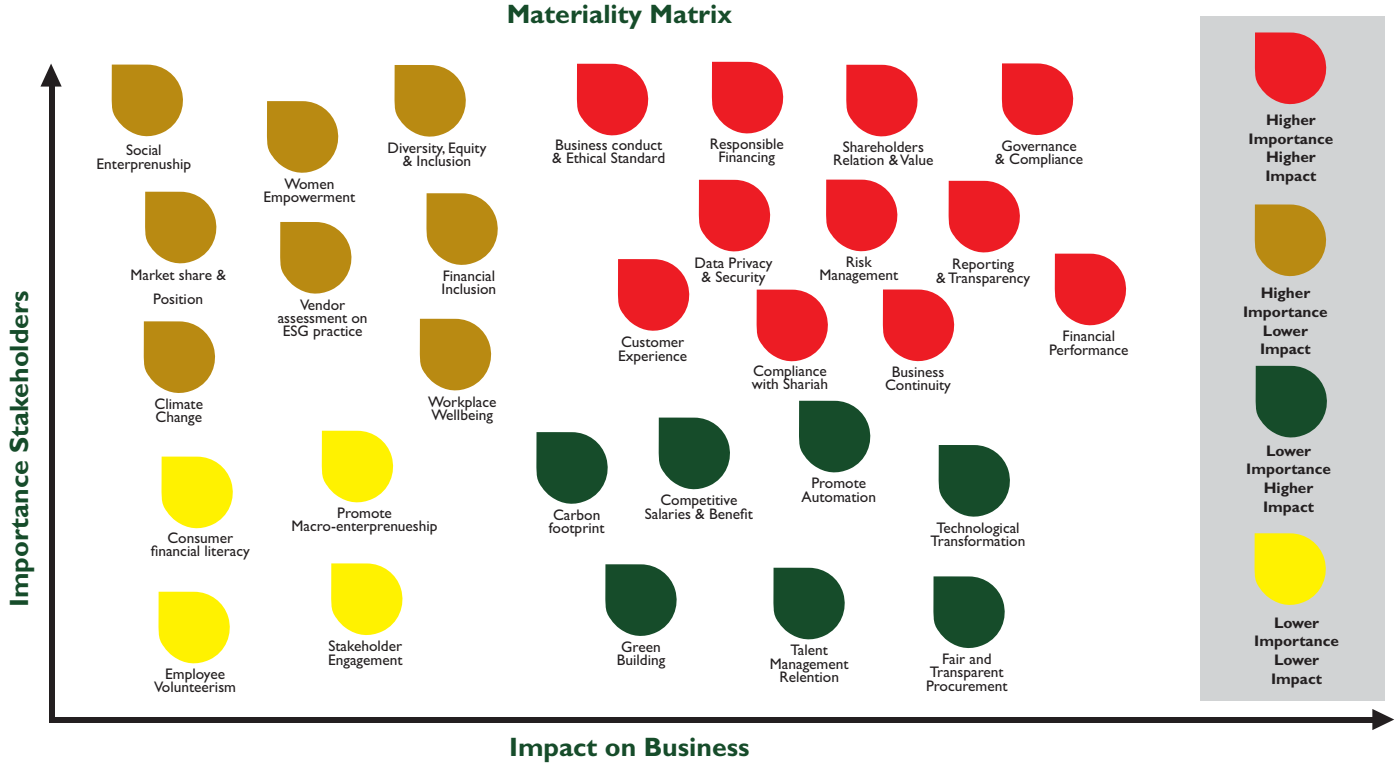

PILLARS	MATERIAL AREAS	UN SDGs
Environment	Carbon Footprint Green Buildings Climate Change	
Social	Fair & Transparent Procurement Vendor Assessment on ESG Practices Women's Empowerment Workplace well being Consumer Financial Literacy Employee Volunteerism Diversity, Equity & Inclusion Talent Management & Retention Customer Experience Responsible Financing Social Entrepreneurship Financial Inclusion	

PILLARS	MATERIAL AREAS	UN SDGs
Governance	Risk Management Governance and Compliance Compliance with Shariah Reporting & Transparency Data Security and Privacy Compliance Business Conduct and ethical Standards Business Continuity Technological Transformation Process Automation Shareholder Relations & Value Competitive Salaries & Benefits Market Share & Position Stakeholder Engagement	

Collaboration for Sustainability

In line with SDG 17, our bank is committed to advancing sustainability through strategic collaborations with various entities, recognizing that collective efforts are essential in addressing the pressing environmental challenges of our time.As signatory members of the Central Bank's Nigerian Sustainable Banking Principles (NSBP), we align our operations with a framework that promotes responsible banking practices, ensuring that environmental, social, and governance (ESG) considerations are integral to our decision-making processes. This commitment not only enhances our risk management but also supports the broader goal of fostering sustainable economic growth in Nigeria.

In addition to our partnership with the NSBP, we adhere to the United Nations Environment Programme Financial Initiative's Principles for Responsible Banking (UNEP FI - PRB). This global initiative encourages banks to align their strategies with the UN Sustainable Development Goals (SDGs) and the Paris Agreement on climate change. By integrating these principles into our business model, we are actively working to reduce our carbon footprint, promote financial inclusion, and support projects that contribute to sustainable development. Our involvement in UNEP FI underscores our dedication to creating positive social and environmental impacts through responsible banking practices.

Furthermore, our participation in the Steering Committee for Partnership for Activation of Climate Actions in Nigeria (PACAN) of the National Council on Climate Change (NCCC) exemplifies our proactive approach to engaging with governmental and non-governmental stakeholders. By collaborating with the NCCC, we contribute to the formulation of national policies and strategies aimed at mitigating climate change and enhancing resilience. This partnership enables us to stay at the forefront of sustainability initiatives, ensuring that our banking practices not only comply with regulatory standards but also lead to meaningful progress in combating climate change.

Through these collaborations and others, our bank is not only enhancing its sustainability framework but also playing a vital role in promoting a culture of responsibility and stewardship within the financial sector.

Responsible Governance

We recognize that responsible governance is fundamental to our commitment to sustainability and ethical banking practices. Our governance framework is designed to ensure transparency, accountability, and integrity in all our operations.We adhere to the highest standards of corporate governance, which are essential for fostering stakeholder trust and enhancing our long-term value. Our board of directors is composed of experienced professionals who guide our strategic direction while ensuring compliance with regulatory requirements and ethical standards.

Actively, we promote a culture of ethical behaviour and decision-making across all levels of the organization. This is achieved through comprehensive training programs that emphasize the importance of sustainability and responsible governance. Our employees are encouraged to uphold our values of integrity and respect, which are integral to our identity as an Islamic bank and our core values. By embedding these principles into our corporate culture, we aim to create an environment where ethical considerations are at the forefront of our business practices.

Furthermore, Jaiz Bank engages with various stakeholders, including customers, employees, investors, and the communities we serve, to gather feedback and ensure that our governance practices align with their expectations. We prioritize stakeholder engagement as a means to enhance our decision-making processes and address any concerns promptly. Our commitment to responsible governance is reflected in our robust risk management framework, which includes the assessment of environmental and social risks associated with our financing activities.

Through these efforts, Jaiz Bank aims to contribute positively to sustainable development while maintaining the trust and confidence of our stakeholders. Areas we are committed to include:

1. Ethical Leadership
- Board Diversity: Ensuring a diverse board that reflects different perspectives and expertise.
- Code of Conduct: Implementing a robust code of ethics that guides decision-making and behaviour.

2. Transparency and Accountability
- Regular Reporting: Publishing sustainability reports to keep stakeholders informed.
- Stakeholder Engagement: Actively engaging with stakeholders to gather feedback and address concerns.

3. Risk Management
- Environmental and Social Risk Assessment: Integrating E&S risk assessments into the lending and investment processes.
- Crisis Management Plans: Establishing protocols for addressing potential E&S incidents.

4. Regulatory Compliance
- Adherence to Regulations: Complying with local and international laws related to banking and sustainability.
- Internal Audits: Conducting regular audits to ensure compliance with governance policies.

5. Sustainable Financing
- Green Financing Initiatives: Offering products that support environmentally sustainable projects.
- Socially Responsible Investments: Financing projects that have positive social impacts.

6. Employee Engagement and Training
- Sustainability Training Programs: Providing training to employees on sustainable practices and ethical governance.
- Employee Feedback Mechanisms: Encouraging input from employees on governance practices.

7. Community Involvement
- Corporate Social Responsibility (CSR): Engaging in community development initiatives that promote social well-being.
- Partnerships with NGOs: Collaborating with non-governmental organizations to support sustainable development goals.

8. Performance Monitoring
- Sustainability Metrics: Establishing key performance indicators (KPIs) to measure the effectiveness of governance practices.
- Impact Assessments: Regularly assessing the social and environmental impacts of the Bank's operations and investments.and social risks associated with our financing activities.

Leadership Structure

Our Board of Directors comprises Executive Directors, Non-Executive Directors, and Independent Non-Executive Directors who advocate for the interests of minority shareholders.

The Board fulfills its responsibilities in accordance with relevant regulations, including the Companies and Allied Matters Act (CAMA), applicable Codes, Rules, and Regulations, as well as the Company's Memorandum and Articles of Association. Our procedures for nominating and selecting members for the Board and its committees are outlined in the Policy for the Selection,Appointment & Re-election of Directors.

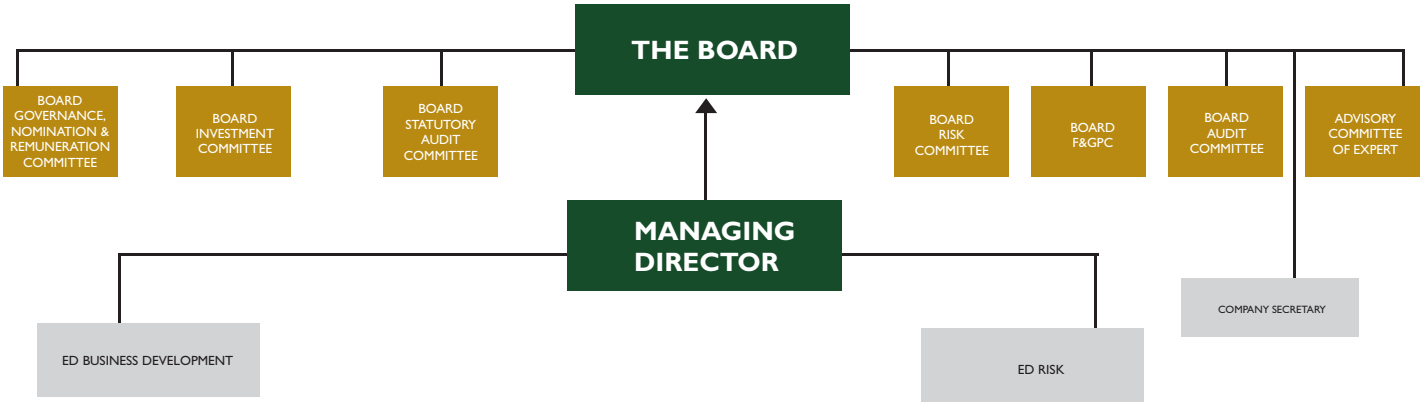

Board Composition Growth by Gender

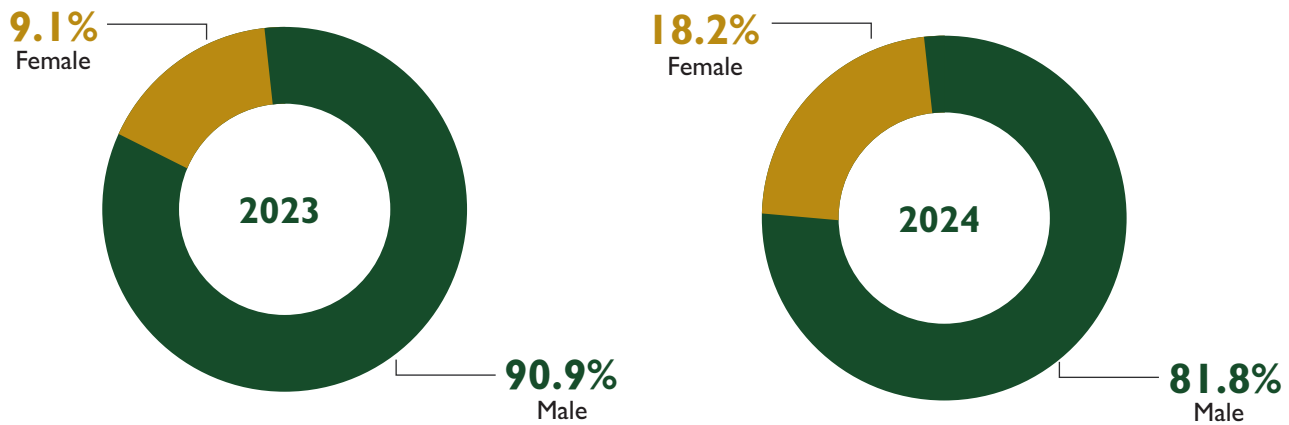

	2023	2023	2024	2024
MALE	10	90.9	9	81.8
FEMALE	1	9.1	2	18.2
TOTAL	11	100	11	100

Board Composition by Age

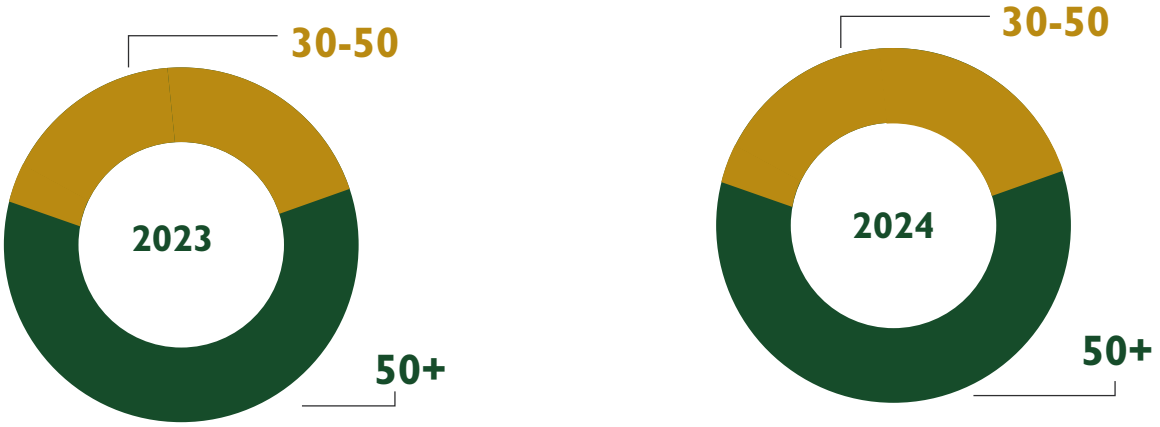

	2023	2023	2024	2023
30-50 Years	3	27.3	3	27.3
Over 50 Years	8	72.7	8	72.7
TOTAL	11	100	11	100

Greener Steps: Our Path to Lower Carbon Emissions

As we navigate the challenges of climate change, the Bank is committed to making a meaningful impact through sustainable practices. Recognizing the urgent need to reduce our carbon footprint, we have embarked on a comprehensive strategy that incorporates innovative initiatives across all facets of our operations.

One of our flagship initiatives is the installation of solar panels at our head office, branches and offsite ATMs. By harnessing the power of renewable energy, we significantly decrease our reliance on fossil fuels and reduce greenhouse gas emissions. The cost of nationwide increment of grid power by over 300% was mitigated by an increment in power costs by only 160%. Using renewable power and conscious power consumption conservation initiatives, the branch average consumption from grid dropped to 85%. This transition not only supports our sustainability goals but also contributes to long-term cost savings, allowing us to reinvest in further environmental initiatives.

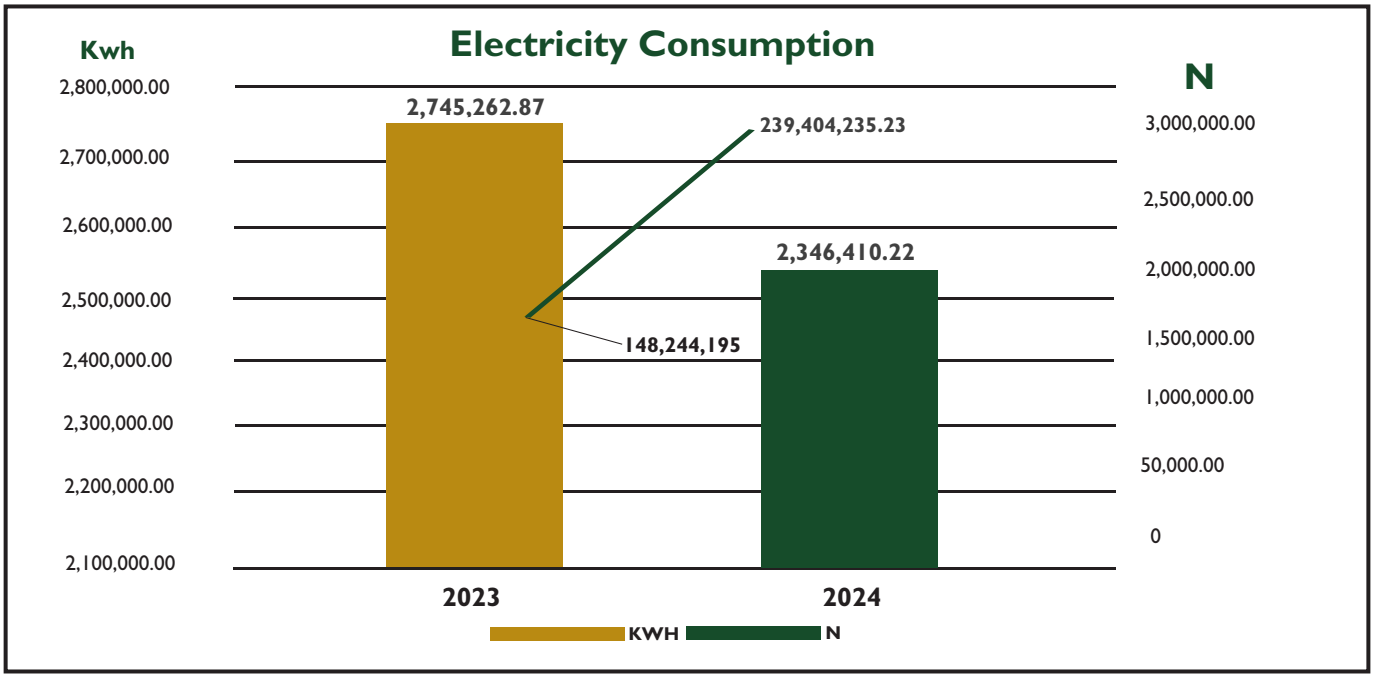

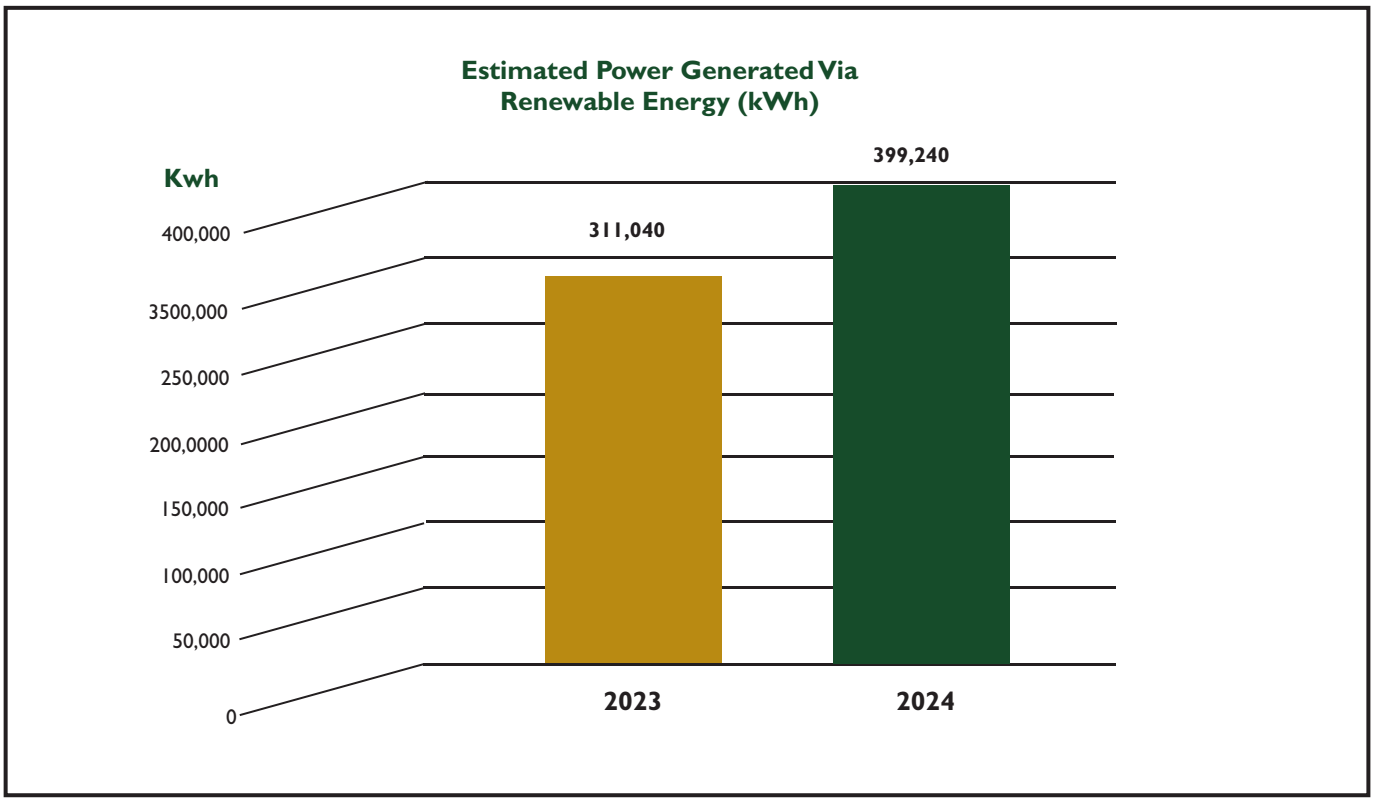

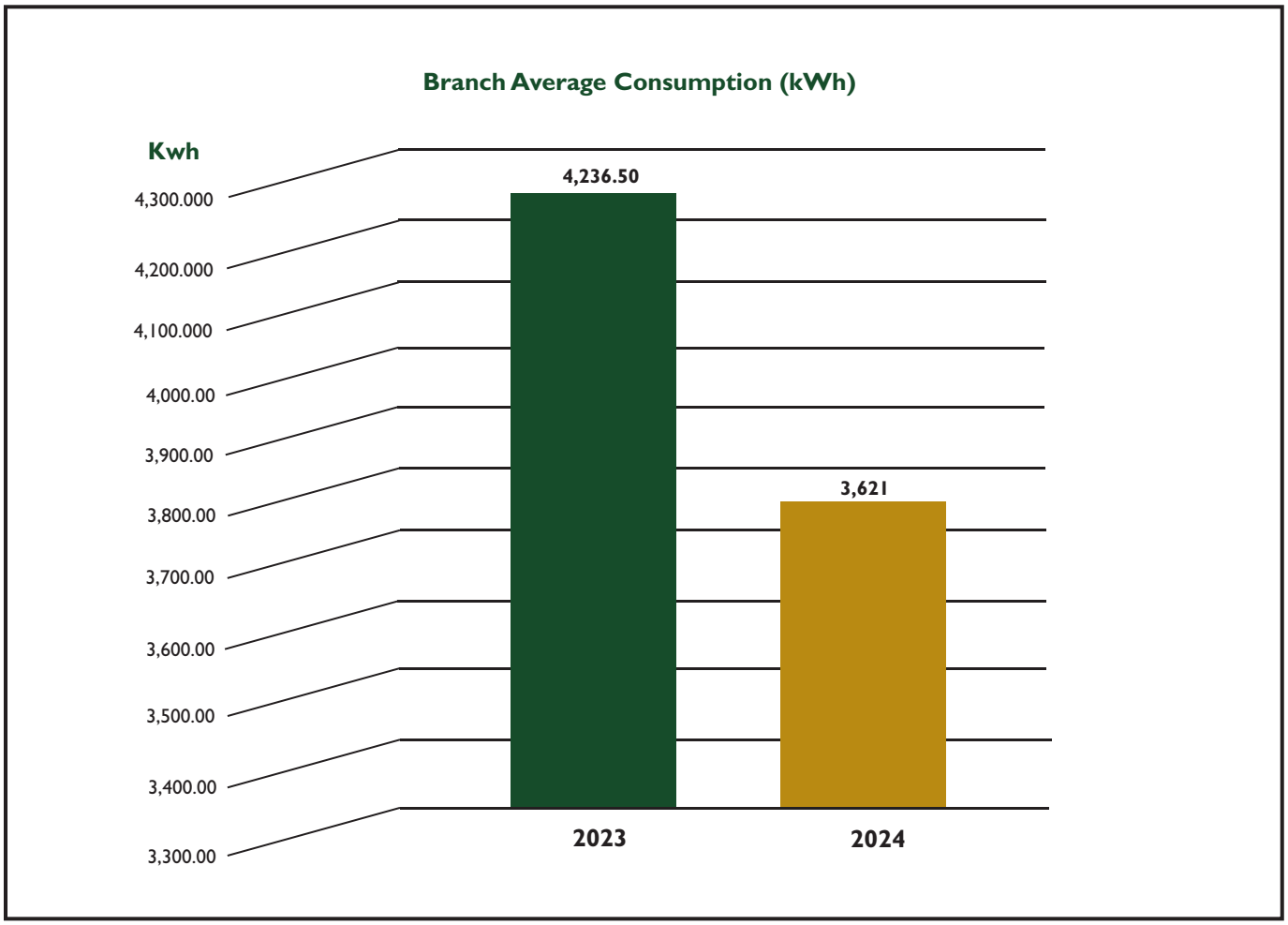

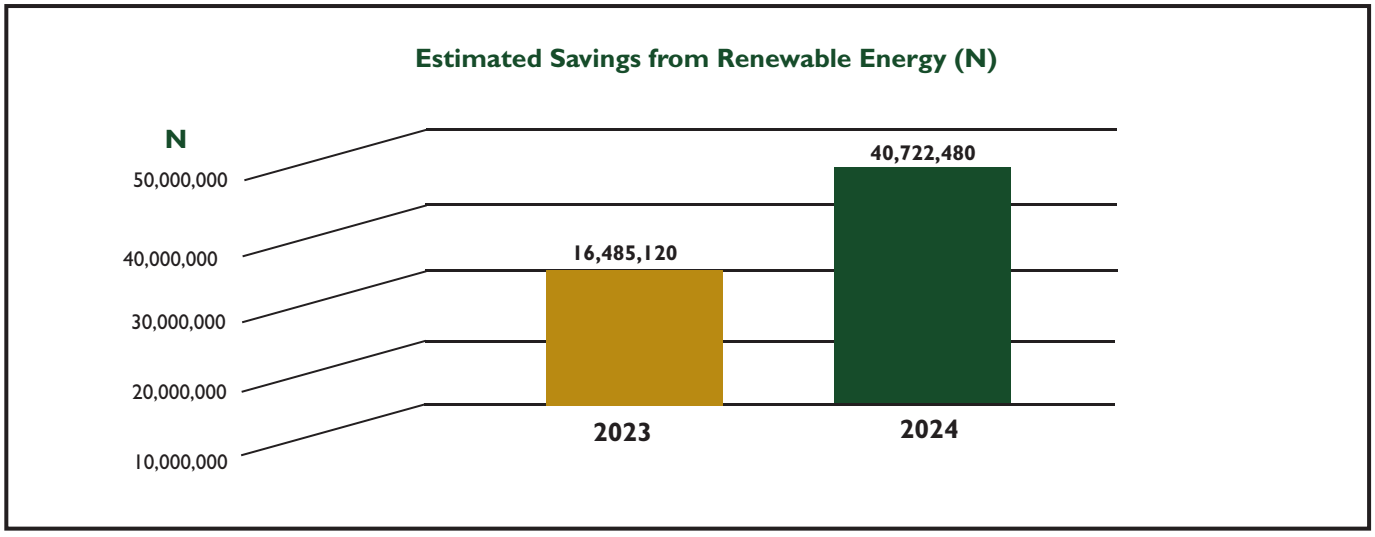

In addition to our solar energy projects, we have introduced recycling and waste separation programs. These initiatives encourage our employees and customers to participate actively in reducing waste, ensuring that recyclable materials are diverted from landfills. Coupled with our paper reduction initiatives, which promote digital documentation and minimize paper usage, we are taking significant strides toward a more sustainable operational model.

Together, these efforts represent our commitment to environmental stewardship and our determination to lead by example. By adopting these practices, we are not only addressing our carbon emissions but also inspiring others in our community to join us on the journey toward a greener, more sustainable future.

Green Products and Services

At our bank, we are dedicated to producing green products and services that contribute to a sustainable future. With new projects developed like the Ener-Jaiz solar installation facility, which harnesses renewable energy to reduce our carbon footprint and promote clean energy solutions. Additionally, we are actively financing electric vehicles (EVs), making it easier for our customers to transition to eco-friendly transportation options.

Looking ahead, we aim to expand our green initiatives by introducing a wider range of sustainable products and services. This includes developing financing options for energy-efficient home improvements, supporting green technology startups, and offering incentives for businesses that adopt environmentally friendly practices. By prioritizing sustainability in our offerings, we not only align with global environmental goals but also create value for our customers and communities. Our commitment to green products and services reflects our belief that financial institutions can play a pivotal role in driving the transition to a more sustainable economy.



Enhancing Human Capacity for Sustainable Growth

We recognize that our most valuable asset is our people. Building human capacity is not just a goal; it is an integral part of our sustainability strategy. By investing in the development of our employees, we aim to cultivate a workforce that is not only skilled but also motivated to drive the Bank's vision forward. Our commitment to human capacity building ensures that we are equipped to meet the evolving needs of our customers and the broader community, fostering a culture of continuous learning and improvement.

To achieve this, Jaiz Bank implements a comprehensive training and development program tailored to enhance the skills and competencies of our employees. This includes workshops, mentorship programs, and access to online learning platforms that empower staff to pursue professional growth. We believe that by equipping our team with the necessary tools and knowledge, we can enhance their performance and, in turn, improve our service delivery. Our focus on capacity building also aligns with our core values of integrity, excellence, and innovation, ensuring that we remain competitive in the ever-changing banking landscape.

Moreover, we understand that building human capacity extends beyond individual development; it also involves fostering a collaborative and inclusive workplace culture. At Jaiz Bank, we promote teamwork and open communication, encouraging employees to share ideas and best practices. This collaborative environment not only enhances problem-solving capabilities but also drives creativity and innovation. By valuing diverse perspectives and experiences, we create a more dynamic workforce that can adapt to challenges and seize opportunities for growth.

Our commitment to building human capacity is a cornerstone of our sustainability efforts. By investing in our people, we are not only enhancing their individual capabilities but also contributing to the overall resilience and success of the organization. As we move forward, we remain dedicated to fostering a culture of continuous learning and development, ensuring that our employees are well-prepared to navigate the future of banking and make a positive impact on our communities.

In our bank, we are committed to enhancing gender diversity as a key component of our organizational culture. We recognize that a diverse workforce leads to improved decision-making and innovation. To this end, we have implemented various initiatives aimed at attracting and retaining female talent. These include targeted recruitment efforts, mentorship programs that connect women with leadership opportunities, and flexible work arrangements that support work-life balance. Additionally, we regularly assess our diversity metrics and set clear goals to ensure accountability in our progress. In 2024, we had an up tick in our female staffing from 26.6% to 28%. By fostering an inclusive environment, we aim to empower all employees and reflect the diverse communities we serve, ultimately driving our bank's success.



2023						
	20-29	30-39	40-49	50-59	TOTAL	&
FEMALE	46	127	45	7	225	26%
MALE	86	338	164	33	621	73%
	132	465	209	40	846	

2024						
	20-29	30-39	40-49	50-59	TOTAL	&
FEMALE	46	142	51	7	246	28.02%
MALE	60	359	177	36	632	71.98%
	106	501	228	43	878	

		2023	2024
EXCO			
	FEMALE	-	-
	MALE	3	4
Senior Management			
	FEMALE	3	1
	MALE	5	6

Training Programme

We are committed to investing in the continuous training and development of our staff as a cornerstone of our sustainable growth strategy. By equipping our employees with the skills and knowledge necessary to navigate the evolving financial landscape, we empower them to contribute effectively to our mission of responsible banking. In 2024, and consequritly, the training expense was increased by 484% with an even spread of an average of 57 training hours per staff. This commitment not only fosters a culture of innovation and accountability within our organization but also ensures that our team is well-prepared to implement sustainable practices that align with our corporate values. By prioritizing staff development, we create a workforce that is not only knowledgeable but also passionate about driving positive change in the communities we serve.

2023 Training Expense

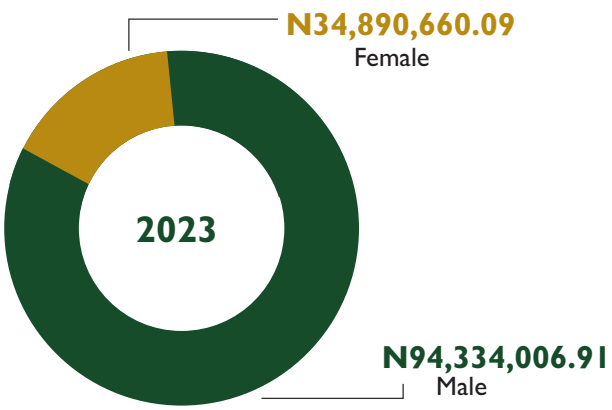

2024 Training Expense

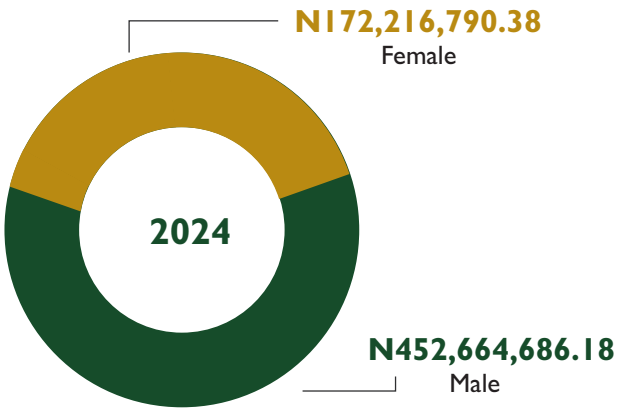

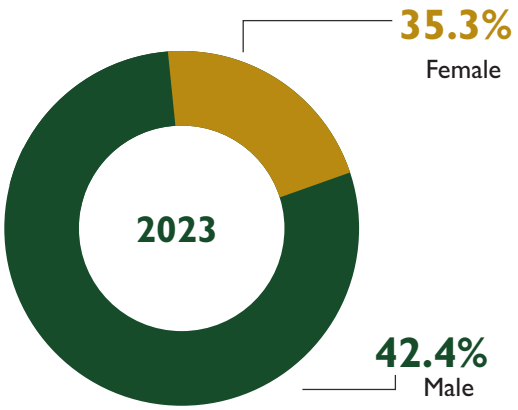

2023 Average Hours of Training

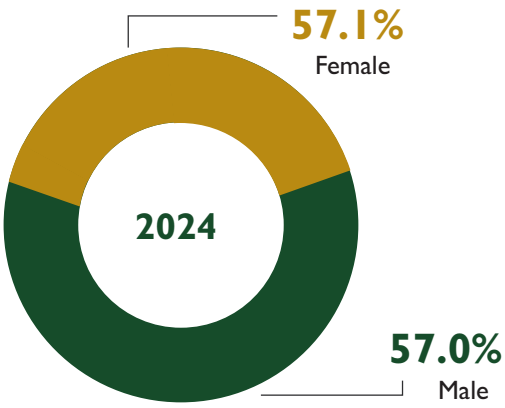

2024 Average Hours of Training

GENDER	STAFF COUNT	% REP	TOTAL HOURS	AVERAGE HOURS	TRAINING HOURS
FEMALE	228	27%	8,053	35	34,890,660
MALE	622	73%	26,387	42	94,334,006
	850	**100%**	**34,440**	**40**	**129,224,667**

GENDER	STAFF COUNT	% REP	TOTAL HOURS	AVERAGE HOURS	TRAINING HOURS
FEMALE	253	28%	14,43	57	172,216,790.38
MALE	665	72%	37,89	57	452,664,686.18
	918	**100%**	**52,331**		**624,881,476.56**

Annual Medical Checkup

A healthy workforce is essential for sustainable growth, and at our bank, we prioritize this by conducting Annual Medical Checkups for our employees. This initiative reflects our commitment to employee well-being and health, recognizing that a healthy workforce is vital for productivity and job satisfaction. By providing comprehensive medical checkups, we empower our employees to take charge of their health, identify potential health issues early, and access necessary medical resources. This proactive approach not only fosters a culture of wellness but also reduces absenteeism and enhances overall morale.

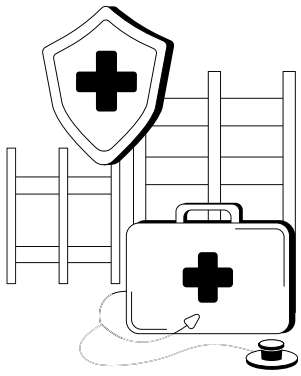

Beyond Business: Driving Impact, Inspiring Change

Our Commitment to CSR

We are deeply committed to Corporate Social Responsibility (CSR), recognizing the profound impact our operations have on the environment, marketplace, and society at large. We adopt a holistic approach to CSR, ensuring that our initiatives not only comply with regulatory requirements but also reflect a genuine concern for sustainable development. In the last 5 years, we have donated and sponsored programmes to the tune of over N500,000,000.00. By prioritizing ethical practices and environmental stewardship, we aim to minimize our ecological footprint while fostering a culture of responsibility within the financial sector.

In the marketplace, we emphasize transparency and fairness, striving to create an equitable environment for all stakeholders. This commitment extends to promoting ethical business practices, ensuring that customers and partners are treated with respect and integrity. By championing responsible finance, we contribute to a stable economic landscape that benefits both our clients and the wider community.

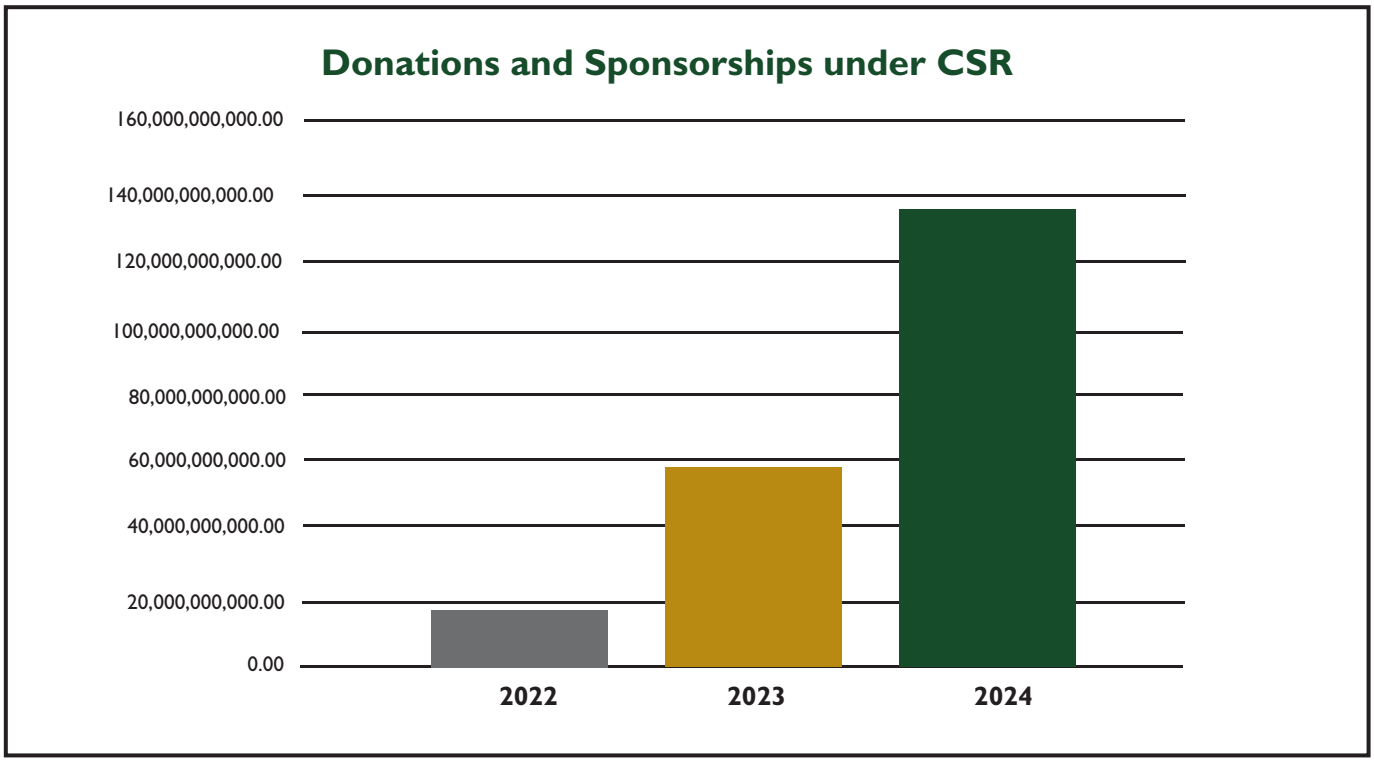

Alignment of CSR with Key Sectors

We strategically align our CSR initiatives with critical sectors such as education, health, agriculture, and the environment. In education, we invest in programs that enhance access to quality learning opportunities, supporting initiatives that empower the youth and foster innovation. By providing scholarships and funding educational institutions, we help cultivate a skilled workforce that can contribute positively to society.

In the health sector, we collaborate with organizations to improve healthcare access and promote wellness. This includes funding health awareness campaigns and supporting medical facilities, ensuring that communities have the resources they need to lead healthy lives. Furthermore, our commitment to agriculture is evident through our support for sustainable farming practices and initiatives aimed at boosting food security. By providing financing and resources to farmers, we play a crucial role in enhancing agricultural productivity and sustainability.

Our dedication to environmental sustainability is reflected in our green initiatives, which aim to protect natural resources and promote eco-friendly practices. Through these multifaceted efforts, we not only fulfill our CSR obligations but also champion a vision of sustainable development that benefits all stakeholders



RISK MANAGEMENT REPORT

The economic environment was marked by steady increase in inflation from the previous year's closing figure of 28% to 35% in the last month of the year 2024. This index was largely driven by high cost of food items, removal of fuel subsidies and currency devaluation. The local currency lost over 70% of its value by the year end counting from its January position. Led by the implementation of the floating exchange rate policy of the Government, surge in demand for dollars by financial institutions, operators in the currency exchange market, retail and other non-financial users, pushed the currency to close at an average exchange rate of about $1/N1600 against $1/N1000 at the end of the year.

The weakening of the Naira was largely responsible for high cost of agrochemicals and other inputs for agricultural production. Additionally, this situation gave the fertile ground for large scale export of our agricultural produce to neighboring countries with more stable currency. The attendant implication of these changes on the personal income of households is severe with considerable share of disposable incomes of individuals and households spent on food items. Despite the salary increase in the federal civil service and some private sector organizations, the living condition has not improved remarkably to withstand the economic hardship caused by the macroeconomic changes.

In continuation of fiscal reforms, the second quarter of 2024 witnessed cut in electricity subsidy and tariff hike for consumers. Even though the hike targeted 15% of consumers accounting for 40% of consumption, businesses were also affected. Manufacturing companies under these industrial clusters affected by soaring electricity bills had surging operating costs which are passed on to their consumers through higher prices. On the monetary policy front, monetary policy rate closed the year at 27.50%. The combined effects of inflation and other operating costs on financial institutions resulted in higher rates charged for financing individuals, households and companies.

Despite the numerous macroeconomic challenges, the economic outlook is positive with economic output projected to maintain continuous growth. The country is expected to reach significant level of self-sufficiency in the refining of petroleum and petrochemical products with enhanced capacity utilization at the Dangote Refinery and resuscitation of other refineries by the NNPC. Additionally, the planned rebasing of the Gross Domestic Product (GDP) and Consumer Price Index (CPI) to accurately reflect the economy will enable policy makers to make more informed macroeconomic and structural policy decisions for stable economic outlook.

Foreign currency supplies to the market is expected to grow on deliberate action to unify the exchange rate and steps taken to attract liquidity into the market. Another major development in this direction is the launch of the Nigerian Foreign Exchange (FX) Code with the objective of strengthening ethical standards in the foreign exchange market. This initiative is also expected to curtail high volatility and speculative trading activities which have negatively impacted the market.

As we anticipate an engaging year ahead, we recognized the macroeconomic fluctuations and structural challenges facing both our economy and the global environment. To this end, we have proactively assessed the risks in our operating environment using different scenarios and have taken note of the impact on our growth and strategic objectives. We are confident that our investment in human resources and technology will provide the required leverage to exceed the expectation of all our stakeholders.

ENTERPRISE RISK MANAGEMENT

Our Enterprise Risk Management Policy defines the risk governance structure, monitoring and reporting that promotes risk accountability and responsibility anchored on shared goal of achieving the Bank's financial objectives and meeting other stakeholder expectations in quality service delivery.

At the core of the Bank's Enterprise Risk Management, is the pre-eminence of compliance with Shariah Principles in our operations which is involve identification, assessment and analysis, mitigation, monitoring, inter-divisional co-ordination and reporting of inherent and residual risks affecting the whole enterprise. Other major risks facing Jaiz Bank are: Credit risk, Operational risk, Market & Liquidity risks, Legal risk, Information Security & Cyber risk, Displaced Commercial risk, Reputational risk, and Strategic risk.

The framework of the Bank's risk management consists of structure, policies, strategy, processes, and techniques for the management of risks. The risk governance structure is modelled according to the three lines of defense. The Board and its committees perform oversight roles and approve the policies and strategy for the management of risk. Senior management provides oversight across the Bank to ensure that all material risks are properly identified, measured, monitored, and controlled. The Chief Risk Officer coordinates the process of monitoring and reporting these risks. The Risk Management division is complemented by Financial Control, Compliance, and Corporate Communication departments in the management of strategic, regulatory compliance and reputational risks accordingly. Internal audit reviews the risk management process and ensures that all units charged with the responsibilities for managing risks perform their roles effectively.

The Enterprise Risk Management Policy is guided by the Central Bank of Nigeria (CBN), the Nigeria Deposit Insurance Corporation (NDIC), the Bank's Advisory Committee of Experts, the Islamic Financial Services Board (IFSB), the Accounting and Auditing Organization of Islamic Financial Institutions (AAOIFI) as well as leading Industry practice. The policy adopts a thorough approach to all enterprise activities highlighting the importance of knowledge, industry experience, historical events, and proven processes. The Bank focuses on building capacity and consulting with experts to align risk management with market dynamics and its operational model. This includes implementing processes to identify potential deviations from expected outcomes and developing appropriate responses to fully maximize opportunities and achieve strategic objectives.

The ERM framework and other operational policies of Jaiz Bank are structured to address the above highlighted risks using the 'Three Lines of Defence' model and includes the definition of risk ownership between the applicable layers in the organogram. The Bank ensures the relevance of the framework and other operational policies to the risk environment by undertaking comprehensive revisions as the environment requires.

The risk management framework of the Bank incorporates a holistic view of the enterprise in all its activities and recognizes the importance of knowledge and process by investing resources in the training of its human capital, as well as the retention of skills/experties to review and recommend the best adoption of risk and its management that is suited to its business model. This entails the implementation of risk management processes to determine the potential for divergence from expected outcomes, while formulating the right responses to ensure the full exploitation of opportunities and strategic objectives.

Risk Management Philosophy

Our risk management process has continuously improved in keeping pace with changes in the risk environment. This is attested by our improved risk ratios and independent risk ratings. The Board and Management drive the Bank's measured risk appetite built on a three lines of defense model and ensuring accountability and responsibility across all functions and processes.

Jaiz Bank identifies the following attributes as our guiding risk management principles:

- The Bank has a robust, ethical, and Shari'ah-compliant risk management system, adhering to regulatory guidelines to create a strong financial institution centered on ethical banking and sound corporate governance.
- The Bank employs a comprehensive and unified risk management strategy, aligning with the nature of Shari'ah-based financial contracts, and consolidates all risks under one or a few oversight functions.
- Risk Management is an integral part of decision making across the Bank. It is embedded in job roles and performance appraisal process.
- The integrated, enterprise wide risk management approach is guided by clearly defined standard operating procedures, guidelines, policies, limits and governance structures.
- Risk review, appraisal and oversight officers are empowered to discharge their duties in a professional, ethical and independent manner free of interference or undue influence.
- There is a distinct separation of duties and responsibilities in form of risk controls between the units that take on risks and the functions that manage those risks.
- Risk Management is a collective responsibility, and the Bank stives to develop a unified perspective on risk in a way that do not hinder the achievement of strategic objectives.
- Enterprise-wide business decisions are taken with due consideration to inherent risks and controls without sacrificing the Bank's revenue targets and stakeholder value.
- Appropriate documentation and reporting of all significant risks and any deficiencies in enterprise-wide risk management to appropriate authorities

- The overall risk culture in the Bank is based on the elimination of potential risks that can affect its fiduciary responsibility as a Non-Interest-Financial-Institution (NIFI). The Advisory Committee of Experts provides Shariah guidance while the Board of Directors is fully responsible for risk management and the framework.

Risk culture as a critical and fundamental part of the Bank's decision making process recognizes the role and responsibilities of staff in creating a risk conscious organization that promotes the growth of stakeholder value through shared beliefs, values, attitudes and practices that enhances responsible risk behavior in the design and development of products, choice of market focus, business relationships and interaction with internal and external stakeholders. Our business model is assessed objectively on these criteria before all others.

a. Minimization of potential risks that can jeopardize its fiduciary responsibility as a Non-Interest Financial Institution (NIFI) operating under Islamic financial principles while expanding the Bank's market share.

b. The responsibility for risk management in the Bank is fully vested in the Board of Directors, which in turn delegates such to its sub-committees and Executive Management.

c. The Bank pays attention to both quantifiable and unquantifiable risks with pre-eminence for Shari'ah non-compliance risks.

d. The Bank's management promotes awareness of risk and risk management across the Bank.

e. The Bank avoids products, markets, and businesses where it cannot objectively assess and manage the associated risks in line with both the Shari'ah and environment perspectives.

JAIZ RISK APPETITE

Our risk appetite defines the levels and types of risk we are willing to engage with, accept, or avoid to meet our strategic objectives. The Bank will utilize the risk appetite statement to establish the tone, scope, and direction of its risk-taking activities. This risk appetite will be integral to fostering a risk-aware culture in business decision-making, daily risk management, and risk reporting.

Management is required to outline and propose to the Board a process for determining the risk appetite and distributing it among the business units for approval.

The Board of Directors sets the Bank's risk appetite to minimize the erosion of earnings or capital from avoidable transactional losses, including income loss due to non-compliance with our operating model, regulatory standards, or operational inefficiencies. This applies to the Bank's asset and liability portfolio in both banking and trading books.

The Bank aims to be a leader in asset quality and reducing the cost of risk, while strictly maintaining zero tolerance for income loss from compliance violations. It ensures adequate provisions for all non-performing assets based on their classification status. Facility processing follows diligent procedure in line with standard conditions governing financing operations. The documentation screening begins with contract between the parties and ends with post-disbursement review and documentation to ensure full compliance with operating model, regulation and industry best practice.

The risk appetite is defined both qualitatively and quantitatively with specific trigger points and thresholds to aid in monitoring and reporting. The Bank maintains a conservative risk profile, managed through an integrated risk management framework that identifies all types of risks to provide a unified view of the Bank's overall risk profile.

The risk appetite statement is reviewed annually to enable the Board and Executive Management to exercise appropriate oversight and governance, serves as expression of the bank's attitude to risk taking, it influences the organizational culture, provides framework for risk evaluation and escalation. This helps to define the limits of risk taking, measures the risk and reward of a course of action and serves as the standard risk reporting template.

JAIZ RISK GOVERNANCE STRUCTURE

Board of Directors

The Board of Directors (BOD) is ultimately responsible for overall risk management of the Bank and for establishing and monitoring the effectiveness of its Risk Management and Corporate Governance frameworks.

(Shari'ah) Advisory Committee of Experts (ACE)

This independent committee of scholars meets quarterly and it endorses risk management processes and reviews accounts, validates products and services in line with Shari'ah principles, and their decision is final, subject to the final authority of the Financial and Regulatory Advisory Committee of Experts (FRACE) of the CBN.

Board Risk Committee (BRC)

The Board Risk Committee (BRC) is responsible for all material risks, including the control and oversight of credit risk. The purpose of the committee is to assist the BoD in formulating strategies for enterprise-wide risk management, evaluating overall risks faced by the Bank, aligning risk policies with business strategies, and determining the level of risk which will be in the best interest of the bank.

Board Investment Committee (BIC)

The Board Investment Committee (BIC) is responsible for the creation of credit and investment risks. It is established as a standing committee with the primary role to effectively review and approve credit risks to be faced by the Bank, and report to the BoD at regular intervals while effectively implementing the BoD's strategy for credit risk creation.

In addition to the above committees, the following Board committees are also directly or indirectly responsible for reviewing and guiding risk management functions.

I. Statutory Board Audit Committee (BAC)
II. Board Governance Nomination, and Remunerations Committee

The following executive and senior management committees are also directly or indirectly responsible for examining and recommending risk management functions:

I. Executive Committee (EXCO)
II. Asset & Liability Committee (ALCO)
III. Management Investment Committee (MIC)
IV. Criticized Assets Committee (CAC)
V. IT Steering Committee (ITSC)

Risk Management Division

The Chief Risk Officer (CRO) is the Head of the Risk Management Division and reports directly to the Board Risk Committee, with a dotted line to the MD/CEO. The CRO is responsible for the establishment and maintenance of a framework geared towards the enhancement of capacity to provide greater value to stakeholders while effectively dealing with the risks and uncertainties associated with the business to protect the Bank from losses, thereby enhancing its competitive advantage.

The Risk Management Division of the Bank is broadly arranged into the following;

I. Investment (Credit) Monitoring unit.
II. Investment (Credit) Risk unit.
III. Market and Liquidity Risk unit
IV. Operational and cybersecurity risk unit.

Credit Risk

Credit Risk is the risk of economic loss from default or changes in ratings or other credit events. In a typical NIFI, it is defined as 'the potential that a counterparty fails to meet its obligations in accordance with agreed terms under a financial contract'. It arises principally from;

I. Financing in Bai' (sale) e.g., Murabaha, promising to buy, or deliver in Istisna' and Salam.
II. Leasing in Ijarah for rentals and lease-to-own in Ijarah Muntahiya Bittamleek'.
III. Investing in business performance on profit & loss sharing (PLS) in the Musharakah and Mudarabah contracts.
IV. Credit risk can also arise because of the crystallization of any off-balance sheet transaction such as Kafalah and Wakalah contracts.

Peculiarities of credit risk in a Non-Interest Financial Institution are as follows;

The role of the Bank can be that of financier, supplier, Mudarib (fund manager to Investment Account Holders) and Musharakah partner. The Bank principally concerns itself with the risk of counterparties' failure to meet their obligations in terms of receiving a deferred payment and making or taking delivery of an asset. A failure could relate to a delay or default in payment, or in delivery of the goods/assets of Salam or Parallel Istisna, entailing a potential loss of income and even capital.

I. Due to the unique characteristics of each financing instrument, such as the non-binding nature of some contracts, the commencement stage involving credit risk varies. Therefore, credit risk is assessed separately for each financing instrument to facilitate appropriate internal controls and risk management systems.
II. The Bank also considers other types of risks that give rise to credit risk. For example, during the contract's life, the risk inherent in a Murabaha contract is transformed from market risk to credit risk; the invested capital in a Mudarabah or Musharakah contract will be transformed to debt in case of proven negligence or misconduct of the Mudarib or the Musharakah's managing partner.
III. To moderate the Bank's exposure, a down payment for Bai' (sale) contracts and equity participation for Ijara (lease) contracts are required based on the Bank's risk appetite.
IV. Adequate collateral with a minimum coverage requirement is taken in line with the peculiarities of each transaction, as well as adequate covenants and protections embedded in the applicable and transaction-specific agreements.
V. Appropriate risk transfer mechanisms and contracts are embedded in all contracts using Takaful and conventional insurance contracts.
VI. In case of default in certain instances, the Bank does not impose a penalty except in the case of deliberate procrastination, thus increasing the probability of default. However, the Bank is prohibited from using the amount of any penalty for its own benefit or taking it into income; it must donate any such amount to charity. This increases the cost of default and discourages bad behaviour.
VII. The Bank's credit risk and monitoring units manage the credit process from origination to collection and recovery; monitoring and controlling all such risks by adhering to sound policies and processes that have been laid down to guard against risk manifestation in compliance with the Shari'ah contracts' specific risk per best practice.

An integrated risk rating methodology has been instituted to aid investment and credit decisions, and the methodology scores both the obligor and the facility based on set parameters. The objective is to eliminate subjectivity in the appraisal process while promoting transparency and predictability to investment decisions.

Collateral Policy to Mitigate Credit Risk

To mitigate all credit risks associated with our investment activities, Jaiz Bank employs policies to cushion those risks. One of the most common of these policies that is also Shari'ah compliant, is accepting collateral in respect of financing to our customers.

As part of its overall risk management, the Bank uses various methods to manage exposures resulting from changes in credit risks, liquidity risks, market risks (including profit rate risk, foreign exchange risk, and equity price risk), and operational risks. The Bank seeks to manage its credit risk exposures through diversification of financing and investing activities to avoid undue concentration of risk with individuals and group of customers in specific locations or businesses.
The portfolio allocation plan, and the minimum risk asset acceptance criteria are reviewed annually as part of the budgeting process, which are influenced by the budgeting and strategic goals of the Bank.

To guard against liquidity risk, management has diversified funding sources and assets are managed with a view to improve overall liquidity in consideration of maintaining a healthy balance of liquid assets (cash and cash equivalents). The market risks are managed based on predetermined asset allocations across various asset categories and continuous appraisal of market conditions for movement and expectation of foreign currency rates, benchmark profit rates and equity exposures. To manage all other risks, the Bank has implemented a detailed risk management framework to identify and apply resources to mitigate the risks.

We have carefully selected and accredited some professional valuers that assist us in determining values of the collateral we accept. We take into consideration the Open Market Value (OMV), Forced Sales Value (FSV) and Rental Value. A minimum collateral coverage ratio is in place for the locations that the Bank conducts its business. The collateral register is automated to allow easy update and retrieval of collateral information.

Due to the nature of the Bank's business model which entails actual ownership of real goods before sale to customers, financed assets may also be warehoused under the control of 3rd-party, prequalified, collateral managers.

In general, collateral types for our consideration are as shown below.

I. Cash-backed transactions
II. Guarantees from other Financial Institutions.
III. Legal Mortgage over properties and Mortgage Debentures
IV. Equitable Mortgage
V. Inventory warehousing/Stock Hypothecation
VI. Corporate Guarantees/Negative Pledge
VII. Domiciliation of Receivables (at the Bank's discretion)

IFRS 9 METHODOLOGY

Jaiz Bank has automated its IFRS 9 model for the computation of Expected Credit Loss (ECL) on its financial instruments. The model is compliant with the Accounting and Auditing Organization for Islamic Financial Institutions' Financial Accounting Standards 30 which deals with the accounting rules and principles for impairment and credit losses, covering current and expected losses, in line with global best practices, considering the dynamic requirements of the Islamic finance industry across the globe. It also sets out classification of assets and exposures in view of the credit risk and other risks involved. The credit models and financial policies in use have been further refined. In developing the ECL models, we adopted the following steps:

Data Preparation
The first step is to prepare the provided data based on IFRS 9 requirements. Activities in this step include but not limited to the exclusion of bank charges from the facility book and allocation of shared collateral values for the same obligor based on exposure amounts.

Portfolio Segmentation
Based on shared credit risk characteristics, exposures in the Bank's credit portfolio are grouped into 3 segments for which separate models are developed: Corporate, Retail and Off-balance sheet.

Stage transfer criteria
Assumptions for assessing Significant Increase in Credit Risk are developed and utilized in classifying different exposures into Stage 1, Stage 2, and Stage 3 buckets.

Estimation of Probability of Default (PD)
A robust model for the estimation of Lifetime PDs was developed by assessing ratings transition using historical data of five (5) years per investment product type. Forward looking information was incorporated using a regression model that simulates the expected PD term structure under three distinct macroeconomic scenarios.

Estimation of Exposure at Default (EAD)
The EAD model estimates the expected outstanding balance at each point in time based on the outstanding balance as at the reporting date, nature of the products, contractual repayment structures, foreign currency, prepayment rates, and moratorium concessions. For revolving facilities such as Murabahah products and similar products, the undrawn portion is treated under the off-balance sheet portfolio.

Estimation of Recoverable Amount
The recoverable amount per exposure was obtained at each point in time by segmenting the collaterals by type (with mortgages further segmented based on location) and projecting future values per collateral type based on historical growth rates, forced sale haircuts, perfection status, expected time to recovery and direct costs of recovery (including additional cost for unperfected collaterals). The model also includes unsecured recoveries based on estimated historical recovery rates.

Estimation of Loss Given Default (LGD)
The LGD at each point was estimated as a function of the EAD and the recoverable amount. Assumptions were made for the LGD for unsecured exposures based on the BASEL convention and peculiarities of the Nigerian operating environment.

Estimation of ECL Probability-Weights
The probability weights of each macroeconomic scenario were determined by analysing the NSE All-Share Index volume over a select period. The probability of the upturn and downturn scenarios were determined by considering periods of outlying index values outside of a specified base threshold.

Final ECL Computation
The resultant ECL is a product of the EAD, LGD and PD calculated based on the probability weights of each macroeconomic scenario. The ECL was also discounted to present value using the Effective Rate of Return of each exposure.

Portfolio Segmentation
In measuring impairment under the IFRS 9 Standard, facilities with shared credit characteristics may be grouped and assessed in distinct portfolios. To achieve this, all the Bank's financial assets under the scope of IFRS 9 have been segmented into three categories namely:

I. Corporate: This segment of the portfolio contains facilities to Corporate, Commercial and Public Sector entities grouped based on internally defined thresholds for turnover and balance sheet size.
II. Retail: This segment of the portfolio contains facilities and advances to individuals and entities classified by the Bank as non-corporate.
III. Off-balance sheet: This segment of the portfolio contains investments resulting from Guarantees, Letters of Credits and Undrawn Commitments under Murabahah facilities.

Default Definition
In accordance with the IFRS9 standard, the Bank considers default for the purpose of stage classification. Facilities that are more than 90 days past due are classified as being in default. The implication of this is that, if there is at least one default event for a client on one of their exposures, all other exposures to the client are in default.

Development of staging criteria
In applying the IFRS 9 standard, it is critical to ascertain whether the credit risk of a facility or receivable has increased significantly relative to the credit risk at the date of initial recognition. This is the basis with which an entity may change its calculation of impairment from 12-month ECLs to Lifetime ECLs. To determine whether such an increase has occurred, an entity must consider reasonable and supportable information that is available without undue cost or effort, including information about the past and forward-looking information.
Additionally, the CBN Guidance Note on IFRS 9 implementation advises banks to consider quantitative, qualitative and 'backstop' indicators in assessing significant increase in credit risk. Three different indicators are implemented in this model, and they are based on:

a) Days past due.
b) Prudential classification.
c) Forbearance (Restructured) Credit rating migration.

While IFRS 9 allows the assessment of significant increase in credit risk to be carried out individually or collectively for financial assets with homogeneous risk characteristics, this model adopts an individual assessment method to enable a granular view of the loss allowance across the portfolio. Each indicator is explained in detail below.

Days Past Due (DPD):
This classification is based on the number of days from a contractual repayment date after which the obligor has not paid the contractual repayment amount. In deriving this classification, the following thresholds were applied:

Stage Classification	Days Past Due
Stage 1	Less than 30 days
Stage 2	Between 30 – 90 days
Stage 3	Above 90 days

The Bank has put in place adequate systems to accurately compute days past due of investments.

a) Prudential Classification: In staging its financial assets, the Bank also considers CBN prudential classifications as shown below:

Stage Classification	Prudential Classification
Stage 1	Performing
Stage 2	Watchlist
Stage 3	Substandard, Doubtful, Lost

b) Forbearance Flag: The stage classification is also defined based on whether a facility has been restructured due to forbearance at any point since initial recognition. In deriving this classification, the following was applied:

Stage Classification	Forbearance Flag
Stage 1	No Forbearance
Stage 2	Forbearance granted.

c. Credit Rating: This classification indicates the obligor's credit rating, and it takes into consideration the initial credit rating and the credit rating as at the reporting date.

Stage Classification	Credit Rating Migration
Stage 1	Rating downgrade of not more than 2 notches since initial recognition
Stage 2	Rating downgrade of more than 2 notches since initial recognition
Stage 3	Default

d. Model Classification: The model classification is the resultant stage classification based on the three indicators outlined above (a, b, and c). The maximum stage classification value is determined to be the model classification of each obligor.

e. Classification override: There are specific instances where the Bank may possess alternate information that defines an exposure's stage classification, despite the resultant model classification. For such instances, an option has been provided in the model to provide a stage classification based on the Bank's expert judgement that will be assigned to the exposure irrespective of the classification based on the model's indicators.

f. Final Stage Classification: In instances where the Bank provides a classification override, that becomes the final stage classification. Otherwise, the model classification is the final stage classification.

CAPITAL MANAGEMENT

The Bank maintains sufficient capital resources to support its investment credit business and general business growth. Capital adequacy is reviewed periodically alongside the monitoring and reporting of changes to the capital forecasts. The Board will consider the need to change its capital forecasts and capital plans based on these reviews. The Bank is guided by its capital management and allocation framework which encompasses the optimization of risk, return, and capital.

The Bank holds capital at a level that the Board considers necessary and the assessment of minimum capital requirements is a combination of regulatory requirement and sound judgment exercised by the Board. In assessing the adequacy of its capital, the Bank considers its risk appetite, the material risks to which the Bank is exposed, and the appropriate management strategies for each of the material risks, including whether capital provides an appropriate buffer.

The Bank calculates the adequacy of its capital on an annual basis through the Internal Capital Adequacy Assessment Process (ICAAP) which is reviewed by the Board and reported to the CBN.

Market and Liquidity Risks

The Market & Liquidity Risk unit monitors disciplined risk taking within a framework of the well-defined risk appetite that enables the Bank to enhance shareholders' fund while retaining its competitive advantage.

As a NIFI, the Bank is exposed to the rate of return risk in the context of its overall balance sheet exposures. An increase in industry benchmark rates may result in Investment Account Holders' (IAHs) having expectations of a higher rate of return on their deposits, failure of which can turn to a Displaced Commercial Risk (DCR). In consideration, the Bank analyses the Rate of Return Risk and has developed a reporting format to the Asset-Liability Committee (ALCO) to identify, measure and mitigate the risk of DCR to protect the interest of Investment Account Holders.

Liquidity Risk is the risk that the Bank does not have sufficient financial resources to meet its obligations as they fall due or will have to meet the obligations at excessive cost. This risk arises from mismatches in the timing of cash flows. Funding risk (a form of liquidity risk) arises when the liquidity needed to fund illiquid asset positions cannot be obtained at the expected terms and when required.

As a protective measure against liquidity risk, the Bank solicits and attracts various sources of funds to channel to its financing and investment activities in Shari'ah-compliant instruments from the money and capital markets. The Bank, in conjunction with other NIFIs, conventional banks, and the CBN, has developed additional Shari'ah-compliant liquidity instruments to manage liquidity risk.

The Bank calculates the adequacy of its liquidity quarterly through the Internal Liquidity Adequacy Assessment Process (ILAAP), which is reviewed by the Board and reported to the CBN.

Operational Risk

Operational Risk is defined as a risk of loss arising from failure in internal processes, people, systems, or external events. This includes legal risk but excludes reputational and strategic risks.
The responsibility of the Operational risk and cyber security unit in Jaiz Bank is to prevent the occurrence and /or crystallization of such losses and/or to reduce the impact and severity when they occur. The unit achieves this by creating appropriate policies and platforms to reduce the occurrence of such incidences. Some of the objectives of operational risk are attained by ensuring that trained and competent people – and appropriate infrastructure, controls, and systems – are in place to ensure the identification, assessment, and management of all substantial risks.

An operational risk framework is in place to guide the governance and implementation of operational risk. The objectives of the framework are.

I. Minimize or eliminate losses attributable to operational risk.
II. Ensure operational risk awareness and effective control of operations.
III. Improve performance measurement and feedback.
IV. Embed early warning signals when exceptions occur.

The basic tools of operational risk management i.e. standard operating procedures, process maps, the Risk Register; Risk Control Self-Assessment (RCSA); Key Risk Indicators (KRI), Issues & Action Plan reporting, risk identification seminars, and Loss Trend reporting have been incorporated to lead to seamless reporting, analysis, mitigation and eventual prevention of operational risk losses that may be inherent in the system.

The Bank also monitors cybersecurity risks as provided for in the CBN Risk-based Cybersecurity framework for banks which provides a risk-based approach to managing cybersecurity risk.

The Bank is ISO-certified for business continuity; for information security; and payment card security as follows.

- Ø ISO27001
- Ø ISO22301
- Ø ISO20000
- Ø Payment Card Industry Data Security Standard – (PCIDSS)

STRESS TESTING

Stress testing is a comprehensive and forward-looking analysis designed to support the risk management processes of the Bank. To enhance resilience and anticipate potential shocks, the Bank conducts quarterly stress test on its capital adequacy and liquidity position under a range of scenarios. These scenarios are approved by the ALCO and reviewed by the Executive Committee (EXCO), with regular updates to reflect the Bank's risk profile and external risks, including risks associated with the economic cycle.

Once the scenarios have been created and categorized by their severity, the bank evaluates their impact across various areas. This assessment covers the following portfolio concentrations:

- Overall Bank position
- Individual business units
- Sector-specific breakdowns

At Jaiz Bank, stress testing is viewed as an important risk management tool for managing the Bank's risk profile. Where relevant, the stress tests encompass all significant risks to which the Bank is exposed, for instance capital adequacy stress tests based on macro-economic scenarios is geared towards analyzing the impact on both credit and market risk exposures. Other uses for which the stress test result is applied include:

I. Identification of hidden risk which would not otherwise have been seen in the normal risk reporting process.
II. Monitoring of periodic changes in the risk profile as a result of changes in market conditions and the Bank's portfolio.
III. Provision of guidance to executive decision making especially in reviewing and setting of risk appetite and tolerance limits.
IV. Facilitation of the development of risk and contingency plans across a range of stressed conditions.
V. Provision of complementary risk perspective to other risk management tools, improves capital and liquidity management.

Detailed results of stress tests are presented to the Asset-Liability Committee (ALCO), including the impact of the stress scenarios on the Bank's capital requirement, its capital resources, and its profitability and; summary results are presented to the ExCo. Stress testing is used to determine the Bank's capital adequacy, the sustainability of returns, the adequacy of its liquidity position, and to influence strategy and medium-term planning. The Bank prepares and presents to the CBN the Internal Capital Adequacy Assessment Process on an annual basis, based on the preceding year's financial information as approved by the CBN.

WRITE - OFF AND RECOVERIES

Jaiz Bank has in place a policy for cancelling the record of a bad debt and acknowledging the loss of or failure to recover an asset. After full evaluation of a non-performing exposure, and if either one or all the following conditions apply, such exposure shall be recommended for write off.

I. Where contact with obligor continues to be very difficult.
II. The recovery cost is expected to be higher than the outstanding debt.
III. The amount obtained from realization of the collateral leaves a balance of the debt.
IV. If it is reasonably determined that no further recovery on the facility is possible.

All investment facility writes-off require endorsement at the appropriate level as defined by the Board. Similarly, investment writes-off approval shall be documented in writing and properly signed by the approving authority. Whenever amounts are recovered on previously written off investment exposures, such amount recovered is recognized as income on a cash basis only.

CUSTOMER COMPLAINT FEEDBACK

Jaiz Bank Plc's journey through 2024 has been defined by transformation, innovation, and an unwavering dedication to ethical finance. As a leading institution in this dynamic landscape, our mission of "Making Life Better through Ethical Finance" continues to shape every aspect of our operations, ensuring that customer satisfaction remains at the heart of all we do.

This year, our strategy has revolved around embedding customer-centric practices across all touchpoints. Recognizing that exceptional service stems from a well-equipped workforce, we launched targeted training programs aimed at developing empathy-driven, solution-oriented service professionals. Also, in tandem with capacity building, we introduced comprehensive upgrades to our complaints and feedback management systems. These enhancements incorporate advanced digital technologies designed to streamline processes, enabling real-time issue resolution and fostering stronger customer connections. By shifting our focus from reactive problem-solving to proactive engagement, we have transformed feedback into a powerful tool for growth and innovation.

Our Complaints Channels

The following complaint and feedback channels are available to ensure a seamless and effective complaint management process:

These channels include:

(a) Online Enquiry and Complaints form on the Bank's website - www.jaizbankplc.com

(b) Live Chat via the Bank's Website www.jaizbankplc.com

(c) 24/7 Call Centre (07007730000)

(d) Customer Support email - customercare@jaizbankplc.com

Social Media

- Facebook: @jaizbankplc
- Twitter: @jaizbankNG
- Instagram: @jaizbankplc
- LinkedIn: @jaizbankplc
- Tiktok: @jaizbankng
- Thread: @jaizbankplc
-

Jaiz Bank Branches

- Feedback QR Codes
- Dedicated Feedback / Complaint Phone Lines
- Suggestion / Complaint Boxes
- Customer Service Desks

Complaints

At Jaiz Bank, resolving customer complaints swiftly and effectively is a core priority. Our frontline staff, trained and empowered to address issues efficiently, handle complaints as a first point of contact. Each complaint is assigned a unique identifier for tracking and monitoring. For cases requiring escalation, the issue is directed to the relevant desk, and the customer is kept informed throughout the resolution process. If the customer is not satisfied with the resolution provided, alternative dispute resolution options are clearly communicated.

We remain dedicated to enhancing customer experiences and continuously improving our complaints management system. By adopting a proactive, customer-focused approach, Jaiz Bank strives to deliver exceptional service while fostering trust and satisfaction among our valued customers.

Transparent Tracking and Reporting

We employ a systematic approach to track and record complaints, ensuring timely and effective resolution. Through root cause analysis, recurring issues are identified and addressed in collaboration with relevant business units to implement lasting solutions. Regular reports on complaints are compiled and submitted to regulatory authorities on a daily and monthly basis.

Customer Feedback Mechanisms

Jaiz Bank actively seeks and values feedback to better understand customer needs and improve our services. Following every transaction, customers receive surveys via email to evaluate their experiences with our products, services, and channels. Additional feedback channels include:

- Online Surveys
- Plaques
- Feedback QR Codes
- Staff forums
- Customer Engagement Programs
- Regular Business Review Meetings
- Social Media Platforms' Interactions

These comprehensive feedback mechanisms enable us to gather insights and respond to customer preferences effectively, ensuring a seamless banking experience tailored to their needs.

S/N	DESCRIPTION	NUMBER		AMOUNT CLAIMED (NAIRA)		AMOUNT REFUNDED (NAIRA)		AMOUNT REFUNDED (USD)		AMOUNT REFUNDED (USD)	
		2023	2024	2023	2024	2023	2024	2023	2024	2023	2024
1	Pending Complaints B/F	1,239	207	36,307,180	57,734,820	-	-	-	20,000	-	-
2	Review Complaints	129,901	113,014	2,388,673,000	4,978,789,000	-	-	40,000	-	-	-
3	Resolved Complaints	130,933	113,159	2,294,631,000	4,960,651,954	-	-	20,000	(20,000)	-	-
4	Unresolved Complaints Escalated to CBN for Intervation	-	-	-	-	-	-	-	-	-	-
5	Unresolved Complaints Pending with the Bank C/F	207	62	57,734,820	75,871,866	-	-	20,000	-	-	-

What's in Your Wallet?



Go cashless, stay in control, with Jaiz Verve.

Simplify your daily transactions with the **Jaiz Verve Card.** From bills to groceries, it's the reliable way to go cashless—securely and stress-free.

www.jaizbankplc.com

Jaiz Bank
...FOR A BETTER LIFE

03

Governance Stewardship

- Board of Directors
- Advisory Committee of Expert
- Director's Report
- Corporate Governance Report
- Report of External Consultants on the Board Appraisal
- Statement of Corporate Responsibility For Financial Statements
- Statement of Directors' Responsibilities In Relation To The Financial Statements
- Report of the Statutory Audit Committee
- Report of the Advisory Committee of Experts
- Management's Report On The Effectiveness Of Internal Control Over Financial Reporting

BOARD OF DIRECTORS



MOHAMMED MUSTAPHA BINTUBE
Chairman, Board of Directors
With Effect From - *3rd March, 2023*

A consummate Banker, Bintube holds a Bachelor of Science, Business Administration, Ahmadu Bello University, Zaria (1981) and Advanced Diploma in Banking and Finance from Fin-Africa- Milan, Italy (1989). He was the pioneer MD/CEO Jaiz Bank Plc and the current Chairman/CEO, Buraq Capital Limited from 2014 till date. Bintube is also the current Chairman, Board of Directors of Emerging Africa Trustees Limited from 2022 till date. He is equally the Chairman, Board of Directors of Neelds Realty from 2021 till date; and also, the Chairman, Qalam Travels and Tours from 2021 till date.

He was appointed Chairman, Board Credit & Governance Committee of the Bank of Industry (2017-2022); Chairman, Board Licensing and Regulatory Committee of the Nigeria Communications Commission (2010- 2015); Chairman, Board Finance and General Purpose Committee of the Nigerian Reinsurance Corporation (1991 -1993).

Bintube's almost three decades of banking career commenced as Principal Manager, Commercial Bank Credit Lyonnaise (1989 – 1995); Asst. General Manager, Commercial Bank Credit lyonnaise (1995–1997); Deputy General Manager, FSB International Bank (1997 – 1999); General Manager,FSB International Bank (1999- 2001).As he continued to build his career in the banking industry, Bintube was promoted to the rank of Executive Director, FSB International Bank (2001-2004) and later between 2004 – 2011, the MD/CEO, Jaiz International Plc (the SPV that set up Jaiz Bank)



HARUNA MUSA Ph.D
Managing Director/CEO
With Effect From - *21st November, 2023*

Haruna Musa Ph.D was appointed Managing Director/CEO of Jaiz Bank Plc on the 21st of November 2023. He is a seasoned banker with over 28 years of cognate experience in banking across Nigeria and Africa. He is an alumnus of Ahmadu Bello University, Zaria, Bayero University, Kano, and Cranfield University, United Kingdom. He earned his Ph.D in Islamic Banking and Finance at the Universiti Utara in Malaysia.

At the Cranfield University, Haruna obtained an MSc. in Finance and Management (2008 – 2009). He received a Master's Degree in Business Administration from Bayero University, Kano (1997 – 1998); a Post Graduate Diploma in Management earlier from the same University (1994 – 1995), while he holds a Bachelor of Agriculture from Ahmadu Bello University, Zaria, (1987 – 1991).

Haruna undertook extensive executive-level courses including Advanced Management Program from Wharton Business School, University of Pennsylvania, USA (2023); Making Corporate Boards More Effective – Harvard Business School, Harvard University, USA (2015); Positive Leadership Program – Michigan Ross Executive Education, USA (2014); General Management Program – Cranfield University, UK (2012). He is also an honourary member of the Chartered Institute of Bankers of Nigeria (CIBN).

Until his appointment as the substantive MD/CEO of Jaiz Bank Plc, he served as Executive Director with GT Bank for eight years, and garnered 22 years out of his 27 years' wealth of banking experience working for Guaranty Trust Bank Holding Company (GTCO) from March 2001– October 2023.

He commenced his banking profession as Banking Officer at United Bank for Africa Plc from June 1997 – December 1998 and served as a Senior Banking Officer at the FSB International Bank Plc between December 1998 and March 2001. Earlier, he worked at the Federal Ministry of Agriculture, Abuja, as Agricultural officer II from January 1993 – June.

In October 2015, Haruna assumed the role of Executive Director and Head, Northeast & Public Sector, Abuja Divisions on the Board of GT Bank, a testament to his professionalism and exemplary competence.

He was also appointed as a Non- Executive Director with GT Bank (Cote D'Ivoire Ltd) and Chairman of the Board Audit Committee from March 2015 to October 2023, where he contributed to the turn-around of the Bank from a loss position to consistent profitability.

Jaiz Bank's MD/CEO's robust achievements include several commendation letters for selflessness and meritorious service from his previous and current employers.



ALHASSAN ABDULKARIM
ED-Business Development
With Effect From - ***24th February, 2023***

Alhassan Abdulkarim is an Honorary Member of the Chartered Institute of Bankers in Nigeria (CIBN), a member of the Institute of Credit Administrators (ICA), Nigerian Institute of Management (NIM), Commodity Brokers Association of Nigeria (CBAN) as well as an Alumnus of Bayero University, Kano. He has 23 Years of cognate Banking experience which started as a Clearing Officer of Access Bank Plc. He has worked with Former Continental Trust Bank Ltd, Former Citizens International Bank Ltd and Guaranty Trust Bank Plc. His banking experience covers Operations, Relationship Management, Marketing, International Trade Finance, Structured Finance, Risk Management and Product Development.

Alhassan Abdulkarim has attended various local & foreign courses and workshops. He joined Jaiz Bank Plc. in 2012 as the Head of Corporate and Retail Banking before his deployment as Regional Manager Lagos & Southern Region in 2019. He left Jaiz Bank Plc in 2021 following his appointment as Executive Director Marketing at Lotus Bank Ltd.



Dr. AISHA WAZIRI UMAR
Independent Non-Executive Director
With Effect From - ***15th July, 2020***

Mrs. Umar is a Legal Practitioner & Notary Public. She was called to the Nigerian Bar in 1988 and has acquired vast experience in the public sector, private sector, and academia.
She possesses a doctorate degree in trade law from the University of West Scotland -Centre for Africa Research and Enterprise and Economic Development (CAREED)- where her thesis focused on leveraging the WTO Dispute Settlement Framework to address trade barriers faced by agricultural exports from African countries. In addition to her doctorate degree, she obtained a postgraduate diploma in global business from Oxford University in 2017 and a Postgraduate Diploma in Advanced Trade Studies from the World Trade Institute, University of Bern, Switzerland in 2021.

In 2011, she worked in the State House Abuja as Senior Special Assistant to the President of the Federal Republic of Nigeria. In this capacity she rendered policy advice and technical support to the Government on matters relating to social development, political development, and political risk management.

Aisha also has several years of banking experience having worked at FSB International Bank PLC, a commercial bank (now Fidelity Bank), as the Special Assistant to the Chief Executive Officer & Head of Corporate Affairs in charge of the bank's communication strategy and managing its corporate brand.



DR. ABDULLATEEF BELLO
Independent Non-Executive Director
With Effect From - *15th July, 2020*

Dr. Abdullateef Bello obtained his Master's and Doctor of Philosophy (D.Phil.) degrees in Applied Statistics from the University of Oxford, UK. He was awarded the prestigious international Rhodes Scholarship for exceptional ability, academic excellence, and performance, which enabled him to complete his studies at Oxford and became the 10th Rhodes Scholar from Nigeria. He also attended the Management Development Programme of the Centre for Management Development, London Business School, UK.

As an international development banker, Dr. Bello served in various capacities—including treasury (dealing room), operations, and research at the Islamic Development Bank (IDB), where he worked for over 24 years on various initiatives and themes, including Islamic finance, data analytics, capacity development, strategies, policies, and emerging development issues facing IDB member countries. At IDB, he occupied three senior managerial positions simultaneously: Director of Economic Research and Policy; Director of Data Resources and Statistics; and the IDB Group Chief Librarian. He also attained the highest professional and technical position at the Bank. He began his career as a lecturer at the Federal University of Technology, Akure (Nigeria), and later became a software developer with the Numerical Algorithms Group (NAG), Oxford, UK.

In 2003, he won the highest and most coveted "IDB Award for Excellence in Performance" and authored, among other things, "The role of Islamic finance in achieving Sustainable Development Goals (SDGs)."
As an international scholar, he served as a board member of several international bodies and initiatives, including the boards of the Global Strategy to improve Agricultural and Rural Statistics (FAO) and Partnership in Statistics for Development in the 21st Century (PARIS21), as well as a member of IFSB's Task force on Prudential Islamic Finance Database.

Dr. Bello has travelled extensively to more than 40 countries, representing IDB at various conferences and initiatives.



MR. SEEDY MOHAMMED NJIE
Non-Executive Director
With Effect From - *24th January, 2020*

He is a representative of the Islamic Development Bank. Mr. Seedy Mohammed Njie holds a Masters' degree in Business Administration from the School of Oriental & African Studies, University of London. He is a fellow of the Association of Chartered Certified Accountant - UK as well as an Associate Professional Risk Manager amongst other professional certifications.

Mr. Njie started his career in 1999 as an Assistant Audit Manager at Deloitte & Touche, the Gambia. He continued his career with Islamic Development Bank, Jeddah, Saudi Arabia in 2005, where he had served in different capacities of the Bank till date.

He has had 20 years work experience in Audit & Advisory services as well as Banking services. He also had versed knowledge of Islamic Finance having worked with the Islamic Development Bank for a period not less than 15 years.



ALH. MUHAMMAD HADI ABDUL MUTALLAB
Non-Executive Director
With Effect From - *3rd May, 2023*

An economist at heart, Hadi is a dynamic businessman with an undying entrepreneurial spirit. Having concluded his undergraduate in Economics and Logistics, he capped his studies with a comprehensive MBA program with specialization in Islamic Finance.

He has 10 years meritorious working experience in banking, finance, maritime and technology firms have given him a deep and diverse perspective of the Nigerian business environment with a unique insight to identifying winning strategies, opportunities and spearheading their execution.

He currently manages a diverse portfolio with assets ranging from offshore support vessels, real estate, fintech and ecommerce companies and sits on the board of several blue chip companies including Barade Holdings Ltd and Jaiz Bank.

His experience emanates from his participation on the board in several blue chip companies in the maritime, real estate and fledgeling start ups in the tech world wherein high-level and difficult, far reaching and strategic decisions are taken on a regular basis.



ALH. IBRAHIM MOHAMMED INDIMI
Non-Executive Director
With Effect From - *9th December, 2023*

Ibrahim Indimi received a BSc in Communications and Information Technology from the Arab Academy for Science, Technology, and Maritime Transport in Egypt. Afterward, he pursued a BSc in Petroleum Engineering at the University of Tulsa in the USA. He holds an MBA from Lynn University in Boca Raton, Florida. He annually attends leadership and management executive courses at Harvard University to keep up with the ever expanding international business landscape.

Ibrahim Indimi is a Non-Executive Director on the Board of Oriental Energy Resources LTD. He is also the founder and Chairman of Farinciki Group, which operates in construction, export/Import, and manufacturing. He is MD of OER farms which owns 40,000 hectares of farmland spread across Kwara state, Edo State and Kogi State.

On the philanthropic side, Ibrahim Indimi is a board member of the Muhammadu Indimi Foundation, which focuses on women's and children's health, food security, and internally displaced persons in the Northeast of Nigeria. Foreign relations remain his strength and passion, leading to his ever-growing international network and acquaintances from Washington DC to Riyadh, Istanbul to Geneva, the Middle East, The Arabian Gulf to Korea, and China.



ALH. TAJUDDEN AMINU DANTATA
Non-Executive Director
With Effect From - *19th July, 2024*

Alhaji Tajuddeen Aminu Dantata, a renowned business personality with over 2 decades of multi-sectorial experience, has been appointed a Non-Executive Director on the Board of Jaiz Bank Plc.

Alhaji Tajuddeen Aminu Dantata holds an Associate of Business Executive Certificate from West London College, United Kingdom, and is an alumnus of Manaret College, Jeddah, Saudi Arabia. His experience spreads across diverse fields of endeavors inclusive of Banking and Finance, Petroleum, Oil and Gas, Real Estate, Power, Aviation and Sales.

He has attended strategic training programs including: Petroleum Technology & Operations Overview, Houston Texas, USA; Risk Management in Islamic Finance Institutions, Jeddah Saudi Arabia; Leadership in Islamic Finance, Jeddah Saudi Arabia; Board effectiveness in Islamic Financial Institution, Madinah, Saudi Arabia.

Prior to this appointment, Alhaji Tajudeen Aminu Dantata was the Group Managing Director/CEO of Dantata Organization Limited. He also sits on the Board of some eminent Nigerian companies in the capacity of Chairman or Director.

These include, Kano Electricity Distribution Company (KEDCO), Cement Company of Northern Nigeria (CCNN), Electric Meter Company of Nigeria (EMCON) and MTN among others. He is widely travelled and has presented various papers with specialty in providing business solutions.

For leisure, Alhaji Tajuddeen enjoys his time off by playing Polo – a sport for which he is very passionate and has won numerous honours.



SA'ADAT HAMZA MOHAMMED
Non-Executive Director
With Effect From - *16th August, 2024*

Sa'adat Hamza Mohammed is an alumnus of Ahmadu Bello University, Zaria and the Nigerian Law School where she bagged her LL.B degree and B.L qualifications respectively.

She possesses 30 years' cognate experience spanning legal practice, banking operations and business development.

She began her banking career in 1995 as an Operations Officer in the defunct Habib Bank and rose to the position of Regional Manager with the same bank which later became Bank PHB and now Keystone Bank Limited. Sa'adatu has extensive exposure in marketing, relationship management, branch & regional management, credit risk and foreign operations.

She is a member of the Nigerian Bar Association and Institute of Chartered Economists of Nigeria and has attended several strategic training programs including Fundamentals of Islamic Banking and Finance. Prior to her appointment, she was a General Manager at Althani Group of Companies Limited.



MALL. MUSTAPHA IBRAHIM AHMAD
Non-Executive Director
With Effect From - *3rd October, 2024*

Mallam Mustapha is a Chartered Accountant and an accomplished finance leader with experience in the Banking and Manufacturing industries. He has more than 35 years of experience in accounting and financial reporting, financial analysis and reporting, treasury and cash management, global trade services, corporate finance and investor relations, tax planning and compliance, risk management, internal audit, and control, as well as ERP implementation and change management. He possesses strong Analytical, Negotiation and Communication skills and has driven strategic initiatives that enhanced business performance and stakeholders' value. He is always committed to institutionalization of sound Corporate Governance and motivated in Mentoring and Development of High-performance Teams.

He joined Dangote Group in 2006 and has since provided leadership within the finance functions. He is currently the Group Chief Treasurer and previously functioned as the acting Group Chief Finance Officer for years. Before joining Dangote Group, he worked at First Bank of Nigeria Limited as Chief Dealer and later as Deputy Group Treasurer.

His exceptional performance earned him the Overall Best Relationship Manager award at the bank's inaugural 2005 Chief Executive Annual Merit Award. Additionally, Mustapha has occupied key leadership roles in both merchant and commercial banking institutions including those of Chief Finance Officer and Treasurer.

He obtained a Bachelor of Science Degree in Accounting from the Ahmadu Bello University (ABU), Zaria, Nigeria in 1989. He is a Fellow of the Institute of Chartered Accountants of Nigeria (FCA), Chartered Institute of Taxation of Nigeria (FCIT), Corporate Treasurers Association of Nigeria (FCTN), and a member of the Nigerian Institute of Management (Chartered) (MNIM). Additionally, he holds since 2005, the Treasury Dealership Certificate (TDC) jointly issued by the Chartered Institute of Bankers of Nigeria (CIBN) and Financial Markets Dealers Association (FMDA).

He served on the Governing Council of the Financial Markets Dealers Association (FMDA), chaired its membership committee, and other committees. He was also a member of the ICAN Finance and General Purposes Committee. In addition, he cofounded the Association of Corporate Treasurers of Nigeria (ACTN) and held roles on the Governing Council, Executive Management Committee, and as Chair of the Membership Committee.

Mallam Mustapha serves as a Non-Executive Director on the Board of Dangote Packaging Limited. He is a member of the Finance, Audit and Risks Committee, as well as the Governance and General-Purpose Committee. Additionally, he sits as a Non-Executive Director on the Board of Jaiz Bank Plc. There, he chairs the Board Investment Committee and is a member of the Governance, Nomination and Remuneration Committee, as well as the Finance and General Purposes Committee.

COMPANY SECRETARY/LEGAL ADVISER



MOHAMMED SHEHU
Company Secretary/Legal Adviser

Mr. Shehu Mohammed is a Legal Practitioner with over 25 years' experience in the Legal profession with sound knowledge of Litigation Management, Company Secretariat functions, Corporate Governance, and good communication skills. He is an Alumnus of the prestigious Ahmadu Bello University, Zaria, Bayero University Kano and the Nigerian Law School.
He is a member of the Nigerian Bar Association (NBA), the Institute of Chartered Economists of Nigeria (ICEN), the Institute of Chartered Secretaries and Administrators of Nigeria (ICSAN), Chartered Institute of Directors, Nigeria, Chartered Institute of Bankers (CIBN) and Alumnus of Lagos Business School (LBS).

He started his Banking Career in 2001 with NUB International Bank Ltd as Legal Officer and later became Assistant Company Secretary/Legal Adviser. Upon consolidation of Banks in 2006, He worked in FinBank Plc and subsequently, FCMB and Fin Insurance Ltd where he held positions of Acting Group Head Legal and Substantive Company Secretary/Legal Adviser respectively. In February 2017, he was appointed Company Secretary of Unity Bank Plc, which position he held until end of the year 2019. He later joined Al-Fiil Legal Consult as the Managing Partner.

He has attended many trainings including Anti-Money Laundering, Drug Abuse/Combatting Financing of Terrorism, Securities and Credit Documentation in Banks, Board Leadership Development Programme for Independent Directors; Responsibilities of Independent Directors on the Board, Responsibilities of the Board in relation to Information Technology and Cyber Security, Company Secretaries Forum – Dubai, Companies and Allied Matters for Judges, National Workshop on Arbitration, Self-Management Training, just to list a few.

ADVISORY COMMITTEE OF EXPERTS (ACE)



PROF. ABDULAZEEM ABOZAID
Chairman

Prof. Abdulazeem Abozaid is the current Chairman of the Advisory Committee of Experts (ACE) of Jaiz Bank. He assumed this role in September 2023. Prof. Abozaid is a Syrian national and presently works as a Professor of Islamic Finance at the College of Islamic Studies, Hamad Bin Khalifa University, Doha, Qatar. He holds a PhD and a Master's in Islamic Financial Law from Damascus University, a BA in Arabic Literature, English Literature, and Islamic Law, and a Higher Diploma in Islamic Law and Human Sciences.

Prof. Abozaid serves as a Shariah advisor to Five Pillars and Methaq Takaful Insurance and has previously been a member of various Boards, including Oman Arab Bank and RHB Islamic Bank. His research interests lie in the fields of Islamic Law, Islamic Finance and Islamic Banking.

He has also taught at the International Islamic University in Malaysia and authored many books, articles, and journal entries on Shariah and Islamic finance. Moreover, Prof. Abozaid is an active participant in conferences around the world and leads seminars and workshops on Shariah and Islamic finance.



PROF. AHMAD BELLO DOGARAWA
Member

Prof. Ahmad Bello Dogarawa is a Professor at the Department of Accounting, Ahmadu Bello University (ABU) Zaria, Nigeria. He obtained a Bachelor in Business Administration, Masters in Banking & Finance, Master of Science and Doctorate in Accounting & Finance.

In addition to the academic degrees he obtained, he holds a Certificate in Islamic Religious Sciences, Da'awah and Islamic Economics from Al-Azhar University, Cairo. He was a former Head of Department of Accounting and Deputy Dean of ABU Business School. He is a founding member of League of Scholars, Imams and Preachers in the Sahel.

Dogarawa has published more than 50 articles in refereed academic journals (local and international), presented over 100 papers at local and international conferences/symposia, and supervised to completion 27 M.Sc. dissertations and 18 PhD theses. He has authored six Islamic books and is the lead author of "Introduction to Islamic Finance" book.

He has travelled throughout Nigeria and some countries to present papers, give sensitization lectures and conduct workshops on various topical issues that include various aspects of Islamic banking and finance; Islamic epistemology and integration of knowledge; institutions of Zakah and Waqf; Islamic perspective of economic empowerment, investment and poverty eradication; and Maqaasid Ash-Shari'ah. He has also participated in the training of members of various religious and social groups in Nigeria and beyond.



SHEIKH ABDULWAHAB ABDALLAH MUHAMMAD
Member

Sheikh Abdulwahab is a renowned Islamic Scholar and preacher who has spent major part of his life in teaching and preaching of Islam. Together with Late Sheikh Ja'afar Mahmud Adam, they have contributed immensely in creating Islamic awareness within and outside the country.

He is a graduate of Darul Hadith in Makkah and Islamic University of Madinah, Kulliyatul Hadith Wa Darasat al Islamiyya (Faculty of Hadith and Islamic Knowledge). He is the Chairman of Bin Baz Foundation, member, Shari'ah Commission of Zamfara State and member, National Supreme Council for Islamic Affairs (NSCIA).

As part of his efforts towards propagation and development of Islam, Shaik Abdulwahab has written several books on various topics including but not limited to Fatwa on Marriage and Divorce, Fatwa on Bid'a (innovation), issues of Hisba, Fatwa on Hajj (pilgrimage), Fatwa on Fasting among others.

Some of his activities include weekly preaching at Usman Bin Affan Mosque Gadon Kaya, Weekly preaching for women and Sahihul Bukhari at Sharada, Fatwa with Radio Kano and a weekly program with the popular Sunnah TV. The Sheikh is married with children.



DR. WARSHU TIJJANI RABI'U
Member

Dr Warshu Tijjani Rabi'u joined the Advisory Committee of Experts of the Bank in 2023. He holds a Bachelor's degree in Islamic Law from the International University of Africa (IUA) in Sudan and a Master's and PhD in Islamic Law from the Institute of Islamic Sciences and Research at Sudan University of Science and Technology. He currently serves as a Senior Lecturer in the Department of Islamic Studies and Shari'ah at Bayero University in Kano, where he teaches courses such as Islamic Law of Mu'amalat, Comparative Fiqh, Reasons for Juristic Differences, and Islamic Laws of Wasiyyah and Waqf.

From 2016 to 2022, Warshu worked as the Deputy Director of Research and Publications at the International Institute of Islamic Banking and Finance (IIIBF) at Bayero University. He currently serves as the Lead Consultant for the Palladium Lafiya Programme on Ethical Health Financing (EHF).

Dr Warshu has established connections with international Islamic finance players and key stakeholders, enabling him exposure to the industry's latest developments as he fulfils his role as Deputy Director.

He is a certified Financial Literacy Trainer by the Central Bank of Nigeria (CBN). He is also a Certified Shari'ah Advisor and Auditor (CSAA) by the Accounting and Auditing Organization for Islamic Financial Institutions (AAOIFI). He is a member of the Association of Zakat and Waqf Operators in Nigeria (AZAWON). Dr Warshu serves as a member of the Advisory Council of Experts (ACE) for Noor Takaful Insurance Ltd. Additionally, he is the founder and CEO of S&P Universal Investment Limited and the founder and chairman of Yusfa Consult.

His research interest is in the areas of Islamic Jurisprudence, Islamic Finance, and Islamic Social Finance.

MANAGEMENT TEAM



HARUNA MUSA Ph.D
Managing Director/CEO

Haruna Musa was appointed Managing Director/CEO of Jaiz Bank Plc on the 21st of November 2023. He is a seasoned banker with over 27 years of cognate experience in banking across Nigeria and Africa. He is an alumnus of Ahmadu Bello University, Zaria, Bayero University, Kano, and Cranfield University, United Kingdom. He holds a Ph.D. in Islamic Banking At the Cranfield University, Haruna obtained an MSc. in Finance and Management (2008 – 2009). He received a Master's Degree in Business Administration from Bayero University, Kano (1997 – 1998); a Post Graduate Diploma in Management earlier from the same University (1994 – 1995), while he holds a Bachelor of Agriculture from Ahmadu.

Haruna undertook extensive executive-level courses including Advanced Management Program from Wharton Business School, University of Pennsylvania, USA (2023); Making Corporate Boards More Effective – Harvard Business School, Harvard University, USA (2015); Positive Leadership Program – Michigan Ross Executive Education, USA (2014); General Management Program – Cranfield University, UK (2012). He is also an honorary member of the Chartered Institute of Bankers of Nigeria (CIBN).

Until his appointment as the substantive MD/CEO of Jaiz Bank Plc, he served as Executive Director with GT Bank for eight years, and garnered 22 years out of his 27 years' wealth of banking experience working for Guaranty Trust Bank Holding Company (GTCO) from March 2001– October 2023.

He commenced his banking profession as Banking Officer at United Bank for Africa Plc from June 1997 – December 1998 and served as a Senior Banking Officer at the FSB International Bank Plc between December 1998 and March 2001. Earlier, he worked at the Federal Ministry of Agriculture, Abuja, as Agricultural officer II from January 1993 – June 1997.

In October 2015, Haruna assumed the role of Executive Director and Head, Northeast & Public Sector, Abuja Divisions on the Board of GT Bank, a testament to his professionalism and exemplary competence.

He was also appointed as a Non- Executive Director with GT Bank (Cote D'Ivoire Ltd) and Chairman of the Board Audit Committee from March 2015 to October 2023, where he contributed to the turn-around of the Bank from a loss position to consistent profitability.

Jaiz Bank's new MD/CEO's robust achievements include several commendation letters for selflessness and meritorious service from his previous and current employers.



ALHASSAN ABDULKARIM
Executive Director Business Development

Alhassan Abdulkarim is a bona fide member of four reputable organisations including the Chartered Institute of Bankers of Nigeria (CIBN), Institute of Credit Administrators (ICA), Nigeria Institute of Management (NIM), Commodity Brokers Association of Nigeria (CBAN), was employed following his trajectory of protracted service in the banking industry. Alhassan holds a Master's Degree in Islamic Banking and Finance; a Master's Degree in Business Administration with specialization in Finance and Investment; a Postgraduate Diploma in Management from Bayero University Kano.

He also possesses personal and excellent skills in products and services management, advanced credit skills, business evaluation and investment packaging, budgeting, team and general leadership skills.

Alhassan's 23 years of cognate experience in Executive and Senior positions in different Banks across Nigeria, accorded him the leadership and team management skills in Islamic Banking, Product Development and Structured Finance. He was appointed into the Board of Jaiz Bank on March 1st, 2023. Prior to joining Jaiz Bank plc in 2012, He worked with Infectious Disease Hospital Kano 1997 – 1998, Access Bank Plc 1999 – 2001 and 2011 - 2012, Continental Trust Bank 2001 2003, Citizens Bank International limited 2003 – 2005 and Guaranty Trust Bank 2005 – 2011.

The ED North had also acquired broad experience in Banking Operations; Commercial and Corporate Banking; Credit Packaging and Financial Analysis; International Trade Finance; Customer Service and Relationship Management.



IBRAHIM B. BELLO
Chief Compliance Officer

As Chief Compliance Officer at Jaiz Bank Plc, Mr. Bello's responsibilities include the provision of operational and advisory support in the development and implementation of compliance strategies and processes and establishing strong compliance culture and standards in accordance with industry and global best practices and acting as a liaison between the Bank and all regulatory bodies.

He has gained two decade's experience in financial control, fund management, relationship management, compliance and risk management. He commenced his career at Saro Agro Sciences Limited in 2004 as an Accountant, and then progressed to the role of Financial Controller at Stanbic IBTC Pension Managers Ltd, gaining a mass of expertise in risk and compliance, stockbroking, and fund management, in a variety of positions. In 2009, he became the Head of the Relationship Management Desk for Foreign Stockbroking clients. He left Stanbic IBTC Group to join CitiBank Nigeria as a Compliance Manager focusing on Citi's International Personal Bank's compliance in Nigeria and EMEA. Before joining Jaiz Bank Plc, he served as the Chief Compliance Officer for Coronation Merchant Bank for 8 years.

He holds a Bsc in Accounting from Ahmadu Bello University Zaria, an MBA from Warwick Business School and is a Fellow of the Institute of Chartered Accountants of Nigeria (ICAN), Fellow of Compliance Institute Nigeria, as well as an Associate Certified Anti-Money Laundering Specialist (ACAMS).



MOHAMMED H. WANKA
Chief Information Officer

Mr. Mohammed Haruna Wanka has over 23 years working experience in Multinational Organizations. He possesses a strong understanding and knowledge of Information Technology. Prior to Jaiz Bank Plc in 2024, He worked at First Bank 2004 - 2007, Guaranty Trust Bank 2008- 2009, Aso Savings 2009 - 2017 and Premium pensions 2017 - 2024.

He holds B.Tech. Mathematics with Computer Science and a Master's in Business Administration with specialization in Accounts & Finance. Mr. Wanka is a Fellow Certified Institute of Pension (FCIP), Chartered IT Professional (CITP), Fellow British Computer Society (FBCS), Fellow Institute of Credit Administration (FICA), IT Business Manager Certification (ITBMC) awarded by Belmont University USA, MDE Enterprises Inc USA, Oracle 10g Certified Professional Database Administrator (OCP), IBM Certified Specialist eServer P-Series Administration and Support for AIX 5LV5.3 and Oracle 9i.



MOHAMMED SHEHU
Company Secretary/Legal Adviser

Mr. Shehu Mohammed is a Legal Practitioner with over 25 years' experience in the Legal profession with sound knowledge of Litigation Management, Company Secretariat functions, Corporate Governance, and good communication skills. He is an Alumnus of the prestigious Ahmadu Bello University, Zaria, Bayero University Kano and the Nigerian Law School.

He is a member of the Nigerian Bar Association (NBA), the Institute of Chartered Economists of Nigeria (ICEN), the Institute of Chartered Secretaries and Administrators of Nigeria (ICSAN), Chartered Institute of Directors, Nigeria ,Chartered Institute of Bankers (CIBN) and Alumnus of Lagos Business School (LBS).

He started his Banking Career in 2001 with NUB International Bank Ltd as Legal Officer and later became Assistant Company Secretary/Legal Adviser. Upon consolidation of Banks in 2006, He worked in FinBank Plc and subsequently, FCMB and Fin Insurance Ltd where he held positions of Acting Group Head Legal and Substantive Company Secretary/Legal Adviser respectively. In February 2017, he was appointed Company Secretary of Unity Bank Plc, which position he held until end of the year 2019. He later joined Al-Fiil Legal Consult as the Managing Partner.

He has attended many trainings including Anti-Money Laundering, Drug Abuse/Combatting Financing of Terrorism, Securities and Credit Documentation in Banks, Board Leadership Development Programme for Independent Directors; Responsibilities of Independent Directors on the Board, Responsibilities of the Board in relation to Information Technology and Cyber Security, Company Secretaries Forum – Dubai, Companies and Allied Matters for Judges, National Workshop on Arbitration, Self-Management Training, just to list a few.



OSENI K. BELLO
Chief Financial Officer

Oseni Kehinde Bello is a dynamic and results-oriented finance professional and Fellow of the Institute of Chartered Accountants of Nigeria (FCA) with over 27 years of experience which span across professional consulting, banking, finance, and accounting. Proven expertise in Treasury Operations, Tax Management, Performance Analysis, and Financial Reporting. Adept in Nigerian Tax laws and International Financial Reporting Standards (IFRS), with strong analytical skills and advanced proficiency in Microsoft Excel and SQL for data extraction and analysis.

Prior to joining Jaiz Bank, Kehinde built a diverse career across leading financial institutions. He started his career at Crusader Insurance (Nig) Plc as Actuarial Service Officer developing rate tables used in underwriting function between March 1997 and August 1997, before moving to PricewaterhouseCoopers, where he gained invaluable auditing and consulting experience. His banking career spans Oceanic Bank August 1999 – Sept 2000, NNB International Bank Plc Oct 2000 – Dec 2005, which merged into Unity Bank Plc where he worked till Dec 2017.

Kehinde graduated from the University of Lagos with B.Sc in Actuarial Science Second Class Upper, a Fellow of the Institute of Chartered Accountants of Nigeria and Alumnus of Lagos Business School (LBS).



NA'IMATU ABDULLAHI
Divisional Head, Kano West

Mrs. Abdullahi has over 23 years of banking experience in Operations and Business Development. Prior to joining Jaiz Bank Plc in 2011, Guaranty Trust Bank 2000 – 2011, Government Technical College, Kano 1995 – 1999.

Mrs. Abdullahi has a B.A in Mass Communication, M.Sc in Mass Communication and Professional Masters in Islamic Banking and Finance. Mrs. Abdullahi has a plethora of certifications including; the CIBAFAFI Certified Islamic Banker, Kingdom of Bahrain; the CIMC Chartered Management Consultant, USA; the Institute of Financial Consultants, Certified Financial Consultant in Islamic Finance Canada; The Institute of Management Specialists- Fellow United Kingdom, she is Alumna of Lagos Business School (LBS).

DIRECTOR'S REPORT

The Directors present their report on the affairs of Jaiz Bank Plc ('the Bank"), together with the audited financial statements and independent auditors' report for the year ended 31 December 2024

1. LEGAL FORM AND PRINCIPAL ACTIVITY

In 2003, the Bank was established as a public limited liability company and was granted a regional license to function as a non-interest commercial bank on November 10, 2011. Operations officially commenced on January 6, 2012. The Central Bank of Nigeria later issued a National Banking license to the Bank in May 2016. Subsequently, on February 10, 2017, the Bank's shares were officially listed on the Nigerian Stock Exchange Group.

2. OPERATING RESULTS

DETAILS	2024	2023
Gross Earnings	82,874,820	44,431,968
Profit Before Tax	**24,444,874**	**11,053,595**
Income Tax Credit/(Expense)	(960,624)	183,543
Profit for the year	**23,484,250**	**11,237,138**
Basic & Diluted Earnings per share(kobo)	66.38 kobo	32.53 kobo

3. BUSINESS REVIEW AND FUTURE DEVELOPMENT

The Company carried on as a non-interest commercial bank in the year under review in accordance with its Memorandum and Articles of Association. A comprehensive review of the business for the year and prospects for the ensuing year is contained in the Managing Director's Report.

4. DIRECTORS

a. Directors' Remuneration

The Bank ensures that remuneration paid to its Directors and Managers complies with the provisions of the Code of Corporate Governance issued by its regulators. In compliance with Section 34(5) of the Code of Corporate Governance for Public Companies as issued by the Securities and Exchange Commission, the Bank makes disclosure of the remuneration paid to its directors as follows:

Type of package Fixed	Description	Timing
Basic Salary	Part of gross salary package for Executive Directors only. This reflects the banking industry competitive salary package and the extent to which the Bank's objectives have been met for the financial year.	Paid monthly during the financial year.
Other allowances	Part of gross salary package for Executive Directors only. This reflects the banking industry competitive salary package and the extent to which the Bank's objectives have been met for the financial year.	Paid at periodic intervals during the financial year.
Performance Based Pay	Paid to Executive Directors/other staff and tied to performance of the line report. It is also a function of the extent to which the Bank's objectives have been met for the financial year.	Paid annually in arrears.
Director fees	Paid annually to Non - Executive Directors only.	Paid quarterly in arrears.
Sitting allowances	Allowances paid to Non-Executive Directors only, for attending Board and Board Committee Meetings.	Paid after each Meeting.

b. Changes on the Board -Year 2024/2025

Resignations from the Board

Abdulfattah Amoo resigned as the Executive Director of the Bank on June 6, 2024.

Retirements from the Board

Alh. (Dr.) Musbahu M. Bashir (effective May 2024), Alh. Mukhtar Sani Danladi Hanga (effective May 2024) and Alh. (Dr.) Muhammadu Indimi (effective October 2024) retired from the Board after completing their tenure as Non-Executive Directors.

Appointments to the Board

The Board appointed Alh. Tajuddeen Aminu Dantata as Non-Executive Director effective from July 19, 2024. His appointment has been approved by the Central Bank of Nigeria and would be presented to shareholders for approval at the Annual General Meeting. The Board also appointed Sa'adat Hamza Mohammed as a Non-Executive Director of the Bank effective from August 16th, 2024. Her appointment has been approved by the Central Bank of Nigeria and would be presented to shareholders for approval at the Annual General Meeting.

The Board also appointed Mallam Mustapha Ahmad Ibrahim as a Non-Executive Director of the Bank effective from October 3, 2024. His appointment has been approved by the Central Bank of Nigeria and would be presented to shareholders for approval at the Annual General Meeting.

Profile of Tajuddeen Aminu Dantata

Alhaji Tajuddeen Aminu Dantata, a renowned business personality with over 2 decades of multi-sectorial experience, has been appointed a Non-Executive Director on the Board of Jaiz Bank Plc. He holds an Associate of Business Executive Certificate from West London College, United Kingdom, and is an alumnus of Manaret College, Jeddah, Saudi Arabia. His experience spreads across diverse fields of endeavors inclusive of Banking and Finance, Petroleum, Oil and Gas, Real Estate, Power, Aviation and Sales.

He has attended strategic training programs including: Petroleum Technology & Operations Overview, Houston Texas, USA; Risk Management in Islamic Finance Institutions, Jeddah Saudi Arabia; Leadership in Islamic Finance, Jeddah Saudi Arabia; Board effectiveness in Islamic Financial Institution, Madinah, Saudi Arabia.

Prior to this appointment, Alhaji Tajudeen Aminu Dantata was the Group Managing Director/CEO of Dantata Organization Limited. He also sits on the Board of some eminent Nigerian companies in the capacity of Chairman or Director. These include, Kano Electricity Distribution Company (KEDCO), Cement Company of Northern Nigeria (CCNN), Electric Meter Company of Nigeria (EMCON) and MTN among others. He is widely travelled and has presented various papers with specialty in providing business solutions.

For leisure, Alhaji Tajuddeen enjoys his time off by playing Polo – a sport for which he is very passionate and has won numerous honours.

Profile of Sa'adat Hamza Mohammed

Sa'adat Hamza Mohammed is an alumnus of Ahmadu Bello University, Zaria and the Nigerian Law School where she bagged her LL.B degree and B.L qualifications respectively. She possesses 30 years' cognate experience spanning legal practice, banking operations and business development. She began her banking career in 1995 as an Operations Officer in the defunct Habib Bank and rose to the position of Regional Manager with the same bank which later became Bank PHB and now Keystone Bank Limited.

Sa'adat has extensive exposure in marketing, relationship management, branch & regional management, credit risk and foreign operations. She is a member of the Nigerian Bar Association and Institute of Chartered Economists of Nigeria and has attended several strategic training programs including Fundamentals of Islamic Banking and Finance.

Prior to her appointment, she was a General Manager at Althani Group of Companies Limited.

Profile of Mallam Mustapha Ibrahim Ahmad

Mallam Mustapha is a Chartered Accountant and an accomplished finance leader with experience in the Banking and Manufacturing industries. He has more than 35 years of experience in accounting and financial reporting, financial analysis and reporting, treasury and cash management, global trade services, corporate finance and investor relations, tax planning and compliance, risk management, internal audit, and control, as well as ERP implementation and change management. He possesses strong Analytical, Negotiation and Communication skills and has driven strategic initiatives that enhanced business performance and stakeholders' value. He is always committed to institutionalization of sound Corporate Governance and motivated in Mentoring and Development of High-performance Teams. He joined Dangote Group in 2006 and has since provided leadership within the finance functions. He is currently the Group Chief Treasurer and previously functioned as the acting Group Chief Finance Officer for years. Before joining Dangote Group, he worked at First Bank of Nigeria Limited as Chief Dealer and later as Deputy Group Treasurer.

His exceptional performance earned him the Overall Best Relationship Manager award at the bank's inaugural 2005 Chief Executive Annual Merit Award. Additionally, Mustapha has occupied key leadership roles in both merchant and commercial banking institutions including those of Chief Finance Officer and Treasurer. He obtained a Bachelor of Science Degree in Accounting from the Ahmadu Bello University (ABU), Zaria, Nigeria in 1989. He is a Fellow of the Institute of Chartered Accountants of Nigeria (FCA), Chartered Institute of Taxation of Nigeria (FCIT), Corporate Treasurers Association of Nigeria (FCTN), and a member of the Nigerian Institute of Management (Chartered) (MNIM). Additionally, he holds since 2005, the Treasury Dealership Certificate (TDC) jointly issued by the Chartered Institute of Bankers of Nigeria (CIBN) and Financial Markets Dealers Association (FMDA).

He served on the Governing Council of the Financial Markets Dealers Association (FMDA), chaired its membership committee, and other committees. He was also a member of the ICAN Finance and General Purposes Committee. In addition, he co-founded the Association of Corporate Treasurers of Nigeria (ACTN) and held roles on the Governing Council, Executive Management Committee, and as Chair of the Membership Committee. Mallam Mustapha serves as a Non-Executive Director on the Board of Dangote Packaging Limited. He is a member of the Finance, Audit and Risks Committee, as well as the Governance and General-Purpose Committee. Additionally, he sits as a NonExecutive Director on the Board of Jaiz Bank Plc. There, he chairs the Board Investment Committee and is a member of the Governance, Nomination and Remuneration Committee, as well as the Finance and General Purpose Committee.

Profile of Ahmed Mohammed Indimi

Ahmed Indimi, a respected entrepreneur and business executive in Nigeria's energy sector, currently serves as the Director and Head of Crude Marketing at Oriental Energy Resources, where he leads commercial operations; oversees crude sales strategy; negotiates pricing frameworks; and fosters client relationships. His leadership in the sector reflects a strong blend of technical understanding, commercial insight, and stakeholder engagement.

He holds a Bachelor's degree in Information Technology (Internet Security) and an MBA from the American Inter Continental University, Atlanta, after completing his foundational studies at Global International College, Lagos.

Ahmed brings on the Board of Jaiz Bank a unique perspective shaped by hands-on experience in one of Nigeria's most strategic sectors. His appointment supports the Bank's ambition to deepen industry expertise on the Board and broaden its vision of ethical banking in alignment with national development objectives.

Profile of Nike Kolawole

Kolawole's appointment, duly approved by the Central Bank of Nigeria (CBN) reflects the Bank's continued commitment to strengthening its governance, enhancing expertise in ethical finance, and accelerating its growth trajectory.

Her experience includes successful tenures at leading international institutions such as Merrill Lynch, Citibank, Goldman Sachs, and Credit Suisse, where she served as Vice President, overseeing asset management, credit risk, and Eurobond issuances across global markets.

In 2007, she joined the Nigerian National Petroleum Corporation (NNPC), where she rose through key finance roles to become Group General Manager, LNG Investment Management Services. Over her tenure, she led critical project financing efforts and helped reposition Nigeria in the global LNG market, including landmark transactions such as the award-winning 2012 RDP Funding deal.

Kolawole holds a Bachelor's degree in Economics from Suffolk University, Boston, and an MBA from Durham University Business School, UK. She is also a registered member of the UK's Securities and Futures Authority (now FCA).

Her appointment brings to Jaiz Bank a rare combination of investment banking acumen, deep sectoral knowledge in project and infrastructure finance, and a proven track record of capital mobilization and stakeholder engagement at the highest levels of industry.

d. Notification of Attainment of Seventy (70) Years of Age

Pursuant to Section 285 of the Companies and Allied Matters Act 2020, special notice is hereby given that Mohammed Mustapha Bintube has attained the age of Seventy (70) years in the month of August 2025 and has indicated his willingness to continue in office,

e. Directors Fees

The remuneration is N48 million per annum for the Chairman and N40 million per annum for every other Non-Executive Director.

	DECEMBER 2024		DECEMBER 2023	
DIRECTORS	DIRECT	INDIRECT	DIRECT	INDIRECT
Mohammed Mustapha Bintube	20,000,000	4,023,971,327 (Dantata Invest. & Sec. Co. Ltd)	20,000,000	4,023,971,327 (Dantata Invest. & Sec. Co. Ltd)
Hajiya Saádat Hamza	N/A	4,096,154,4893 (Althani Invest. Ltd)	N/A	2,600,000,000 (Althani Invest. Ltd)
Mallam Mustapha Ibrahim Ahmad	N/A	2,500,000,000 (Dangote Industries Ltd)	N/A	2,500,000,000 (Dangote Industries Ltd)
Alhaji (Dr.) Muhammadu Indimi, OFR	13,093,099,650	N/A	8,310,736,121	N/A
Mr. Seedy Mohammed Njie	N/A	2,506,666,588 (Islamic Development Bank)	N/A	2,506,666,588 (Islamic Development Bank)
Alh. Muhammad Hadi Abdulmutallab	-	4,461,382,066 (Alh. (Dr.) Umaru Abdulmutallab)	-	3,500,000,000 (Alh. (Dr.) Umaru Abdulmutallab)
Alh. Ibrahim Mohammed Indimi	-	-	-	-
Dr. Abdulateef Bello	4000	N/A	4000	N/A
Dr Aisha Waziri Umar	-	-	-	-
Haruna Musa Ph.D	11,000,000	-	10,000,000	-
Alhassan Abdulkarim	11,475,000	-	10,475,000	N/A
Alh. (Dr.) Aminu Alhassan Dantata, CON	1,567,390,516	4,023,971,327 (Dantata Invest. & Sec. Co. Ltd)	1,567,390,516	4,023,971,327 (Dantata Invest. & Sec. Co. Ltd)
Alh. (Dr.) Aminu Alhassan Dantata, CON	12,500,000	N/A	12,500,000	N/A

5. ACQUISITION OF OWN SHARES

The shares of the Bank are held in accordance with the Articles of Association of the Bank. The Bank has no beneficial interest in any of its shares.

6. PROPERTY AND EQUIPMENT

Information relating to changes in property and equipment is given in the Notes to the financial statements. In the opinion of the directors, the market value of the Bank's property and equipment is not less than the value shown in the financial statements.

7. EMPLOYMENT AND EMPLOYEES

a. Employee Involvement and Training

Management, professional and technical expertise are the Bank's major assets and investment in their training, both locally and overseas, continued during the period under review.
Formal and informal channels of communication are employed in keeping staff abreast of various factors affecting the Bank as a going concern.

b. Employment Policy

The Company's recruitment policy is based solely on merit and does not discriminate against any person based on religion, tribe, or physical disability.

c. Health Safety and Welfare at Work

Health and safety regulations are in force within the Bank's premises, and employees are aware of existing regulations. The Bank provides subsidies to all employees for medical, transportation, lunch, and access to recreational facilities to enhance their welfare and productivity.

The Bank operates a crèche facility for its staff at its Head Office and plans to extend it to other locations in due course. We actively promote the wellness of our employees and have provided a gymnasium at our Head Office for use by all staff. Fire prevention and fire-fighting equipment are installed in strategic locations within the Bank's premises. The Bank operates a contributory pension plan in line with the Pension Reform Act for its employees.

d. Gender Analysis

The average number and percentage of male and female employees during the year ended 31 December

	MALE	FEMALE	TOTAL	MALE	FEMALE
EMPLOYEES	Number			Percentage	
	632	246	878	72%	28%

	MALE	FEMALE	TOTAL	MALE	FEMALE
	Number			Percentage	
Board	9	2	11	82%	18%
Senior Management	6	1	7	86%	14%
Total	15	3	18	83%	17%

Gender analysis of the Board and Top Management for the year ended 31st December, 2024 is as follows:

8. POST - BALANCE SHEET EVENTS

There were no post-balance sheet events that could have a material effect on the company's state of affairs as of 31 December, 2024, or the profit for the year ended on that date that has not been adequately provided for or disclosed.

9. EQUITY RANGE ANALYSIS

The shareholding pattern of the Bank as of 31 December, 2024 is as follows:

HOLDINGS		NO. OF SHAREHOLDERS	PERCENTAGE OF SHAREHOLDERS (%)	NUMBER OF HOLDINGS	PERCENTAGE HOLDINGS (%)
100	1,000.00	3645	10.34	1,151,118	0.00
1,001.00	5,000.00	12474	35.39	34,431,386	0.08
5,001.00	100,000.00	5762	16.35	51,402,981	0.12
100,001.00	500,000.00	5944	16.86	152,085,898	0.34
500,001.00	1,000,000.00	2940	8.34	270,447,137	0.61
1,000,001.00	5,000,000.00	3147	8.93	776,038,508	1.74
5,000,001.00	10,000,000.00	592	1.68	471,364,719	1.06
10,000,001.00	50,000,000.00	570	1.62	1,288,135,714	2.89
50,000,001.00	100,000,000.00	93	0.26	718,394,122	1.61
100,000,001.00	50,000,000.00	62	0.18	1,279,098,921	2.87
50,000,001.00	100,000,000.00	6	0.02	433,599,747	0.97
100,000,001.00	1,000,000,000.00	9	0.03	2,165,065,622	4.86
1,000,000,001.00	Above	8	0.02	36,948,194,459	82.86
GRAND TOTAL		**35,252**	**100**	**44,589.410,332**	**100**

10. SUBSTANTIAL SHAREHOLDERS

According to the register of members at 31 December, 2024, the following shareholders held more than 5.0% of the issued share capital of the Bank:

S/N	NAME	Holdings	%
1	**Alhaji (Dr.) Muhammadu Indimi**	13,093,099,656.00	29.36
2	**Dantata Aminu Alhassan**	5,102,981,843.00	11.44
3	**Dantata Inv. & Sec Ltd**	3,554,663,358.00	7.97
4	**Alh. (Dr.) Umaru Abdul Mutallab**	4,461,382,066.00	10.01
5	**Althani Investment Ltd**	4,096,154,493.00	9.19
6	**Dangote Industries Ltd**	3,053,458,570.00	6.85
7	**Islamic Development Bank**	2,506,666,588.00	5.62

We wish to declare that the Bank has diverse shareholding structure and that no other individual(s) or entity(ies) holds above 5% of the Bank's issued and fully paid shares except as disclosed above.

9. SHAREHOLDING HISTORY

Authorized Share Capital Increase				Issued & Fully Paid Capital Increase			
Year	Unit	From	To	Unit	From	To	Consideration
2003	2,500,000,000	-	2,500,000,000	2,500,000,000	-	2,500,000,000	Cash
2004	-	-	-	-	-	-	-
2005	-	-	-	-	-	-	-
2006	13,000,000,000	2,500,000,000	13,000,000,000	-	13,000,000,000	-	Cash
2007	-	-	-	-	-	-	-
2008	-	-	-	1,514,429,720	2,500,000,000	4,014,429,720	Cash
2012	-	-	-	7,732,867,330	4,014,429,720	11,829,699,720	Cash
2014	15,000,000,000	13,000,000,000	15,000,000,000	-	-	-	-
2016	-	-	-	2,902,424,930	11,829,699,720	14,732,124,650	Cash
2017	25,000,000,000	15,000,000,000	25,000,000,000	2,464,249,300	-	14,732,124,650	-
2018	25,000,000,000	-	25,000,000,000	2,464,249,300	-	14,732,124,650	-
2019	25,000,000,000	-	25,000,000,000	2,464,249,300	-	14,732,124,650	-
2020	25,000,000,000	-	25,000,000,000	29,464,249,330	-	14,732,124,650	-
2021	25,000,000,000	-	25,000,000,000	34,541,172,377	-	17,270,586,188 50	-
2022	25,000,000,000	-	25,000,000,000	34,541,172,377	14,732,124,650	17,270,586,188 50	Cash
2023	25,000,000,000	-	25,000,000,000	34,541,172,377	-	17,270,586,188 50	-
2023	25,000,000,000	-	25,000,000,000	44,589,410,332	-	22,294,705,166	Cash

Share split from N1.00 per Share to N0.50K Per Share

10. DONATIONS AND SPONSORSHIP

S/N	DESCRIPTION	AMOUNT
1	THE SPONSORSHIP OF THE 17TH ANNUAL BANKING & FINANCE CONFERENCE	8,000,000
2	CONTRIBUTION TO BORNO DISASTER RELIEF TO SUPPORT VICTIMS OF BORNO FLOOD	100,000,000
3	CONTRIBUTION TO SUPPORT VICTIMS OF BORNO FLOOD DISASTER	10,000,000
4	CONTRIBUTION TO FINANCE CORRESPONDENTS ASSOCIATION OF NIGERIA	500,000
5	SPONSORSHIP AND PARTICIPATION IN HALAL ECONOMY STAKEHOLDER	2,000,000
6	DONATION OF N5MILLION TO FLOOD VICTIMS IN BORNO AND OT	5,000,000
7	DONATION TO JIGAWA STATE FOR FLOOD VICTIMS	10,000,000
8	DONATION TO GREAT HEIGHTS ACADEMY	500,000
9	THE SPONSORSHIP ANNUAL BANKING CONFERENCE	4,800,000

10	CONTRIBUTION TO TAFSIR PROGRAM DURING RAMADAN	1,500,000
11	PAYMENT FOR SPONSORSHIP OF KANO AGENCY BANKING WORKSHOP	300,000
12	JAIZ BANK SPONSORSHIP IRO ACAMB CONFERENCE.	250,000
13	PAYMENT IRO DONATION TO SUPPORT BEACH SOCCER LEAGUE	1,000,000
14	NAIRAMETRICS FOR AWARD EVENT SPONSOR	3,062,500
15	PAYMENT IRO SPONSORSHIP KANO TRADE FAIR	5,000,000
16	PAYMENT TO NATIONAL TROUPE FOR SPONSORSHIP OF STAGE PLAY	1,000,000
17	SPONSORSHIP OF GUARDS POLO	30,000,000
18	SPONSORSHIP OF MARYAM BABANGIDA WOMEN DEVELOPMENT CENTRE	250,000
19	PLEDGE PAYMENT IFO SHAMSUDDEEN USMAN FOUNDATION	2,000,000
20	RAMADAN PROGRAM INITIATIVE: NIGERIAN SUPREME COUNCIL OF ISLAMIC AFFAIRS (NSCIA)	2,992,000
		188,154,500

11. Asset Values

Information relating to the Company's Assets is detailed in the Notes to the Financial Statements.

12. Audit Committee

Pursuant to Section 404 (7) of the Companies and Allied Matters Act, (CAMA) 2020, the Company has in place an Audit Committee comprising three shareholders and two directors as follows:

Alhaji Shehu Mohammed, FCA	Shareholder Representative - Chairman
Alhaji Ibrahim Lawal Ozomata	Shareholder Representative
Alhaji Mohammed Gulani Shuaibu	Shareholder Representative
Dr Aisha Waziri Umar	Non-Executive Director
Alhaji Ibrahim Indimi	Non-Executive Director

The functions of the Audit Committee are as laid down in Section 404 (7) of CAMA 2020.

13. Auditors

Messrs. Deloitte have indicated their willingness to continue in office and will do so in accordance with Section 401 (2) of the Companies and Allied Matters Act (CAMA) 2020 and Section 20.2 of the Nigerian Code of Corporate Governance 2018.

A resolution will be proposed at the Annual General Meeting to authorise the Directors to determine their remuneration.

BY ORDER OF THE BOARD



MOHAMMED SHEHU
FRC/2017/NBA/00000016416
Company Secretary/Legal Adviser
Jaiz Bank Plc.
Jaiz Bank House
Plot 1073 J.S.Tarka Street
Area 3, Garki, Abuja
Federal Capital Territory

CORPORATE GOVERNANCE REPORT

The Board of Jaiz Bank Plc ('the Bank') is pleased to present the Corporate Governance Report for the Year Ended December 31, 2024. The report provides insight into the Bank's governance framework and key activities of the Board during the reporting year.

Introduction

The Board underscores the paramount importance of Corporate Governance in fostering the development of a resilient and enduring organization. We firmly believe that the attainment of effective governance hinges on cultivating a culture steeped in transparency and openness, both within the dynamic interplay of Management and the Board and in the interactions with our esteemed shareholders.

To uphold the highest standards, the Board is dedicated to perpetual adherence to the stipulations outlined in the Code of Corporate Governance for Banks and Discount Houses in Nigeria, as promulgated by the Central Bank of Nigeria ("the CBN Code"), the Code of Corporate Governance for Public Companies articulated by the Securities and Exchange Commission (SEC), and the rigorous Post-Listing Requirements mandated by the Nigeria Stock Exchange.

As part of our commitment to continuous improvement, the Bank undergoes an exhaustive Annual Board Appraisal, meticulously evaluating the Board's duties, procedural frameworks, interrelationships, structural aspects, and composition. This thorough assessment is conducted with the invaluable insights of an independent consultant, Messrs Muregi Associates. Their comprehensive review and insightful recommendations are encapsulated in the Annual Report, ensuring transparency and accountability. Shareholders will have the opportunity to deliberate on these findings during the Annual General Meeting, thereby reinforcing our unwavering dedication to robust corporate governance practices.

Board Structure

The Bank's Board is a distinguished assembly of seasoned professionals, each equipped with the requisite skills, knowledge, and experience necessary to contribute independent judgment to the deliberations and decisions of the Board. At the helm of the Board is the Chairman, leading a contingent of 12 members, comprising 9 Non-Executive Directors and 3 Executive Directors. Within this framework, two Non-Executive Directors assume the crucial role of Independent Directors, their appointments meticulously aligned with the criteria stipulated by the Central Bank of Nigeria's Guideline on Independent Directors of Banks in Nigeria. The Board experienced changes throughout the year, with 6 Directors retiring or resigning from their positions.

Notably, the positions of Managing Director and Chairman are distinct, each held by separate individuals with clearly defined roles. This organizational structure underscores the Board's commitment to governance principles that foster accountability, transparency, and effective decision-making.

S/N	NAMES	DESIGNATION
1	Mohammed Mustapha Bintube	Chairman
2	Alh. Mukhtar Sani Danladi Hanga	Non-Executive Director
3	Alh. (Dr.) Musbahu M. Bashir	Non-Executive Director
4	Alh. (Dr.) Muhammadu Indimi	Non-Executive Director
5	Mr. Seedy Mohammed Njie	Non-Executive Director
6	Alh. Muhammad Hadi Abdulmutallab	Non-Executive Director
7	Alh. Ibrahim Mohammed Indimi	Non-Executive Director
8	Alh. Tajuddeen Aminu Dantata	Non-Executive Director
9	Mustapha Ibrahim Ahmad	Non-Executive Director
10	Sa'adat Hamza Mohammed	Non-Executive Director
11	Dr. Abdullateef Bello	Independent Non-Executive Director
12	Dr. Aisha Waziri Umar	Independent Non-Executive Director
13	Haruna Musa Ph.D	Managing Director/CEO
14	Alhassan Abdulkarim	Executive Director
15	Mr. AbdulFattah Olanrewaju Amoo	Executive Director

- Alh. (Dr.) Musbahu Bashir retired as Non-Executive Director on May 8, 2024
- Alh Mukhtar Sani Danladi Hanga retired as Non-Executive Director on May 8, 2024
- Alh. (Dr.) Muhammadu Indimi retired as Non-Executive Director on October 24, 2024
- Alh. Tajuddeen Aminu Dantata was appointed as Non-Executive Director effective July 19, 2024
- Sa'adat Hamza Mohammed was appointed as Non-Executive Director effective August 16, 2024
- Mal. Mustapha Ibrahim Ahmad was appointed as Non-Executive Director effective October 3, 2024
- Mr. Abdulfattah Amoo resigned as Executive Director effective June 6, 2024

Board Changes

*Resignation on the Board

Mr. Abdulfattah Amoo resigned as Executive Director effective June 6, 2024

Retirements on the Board

Alh. (Dr.) Musbahu M. Bashir (effective May 2024), Alh. Mukhtar Sani Danladi Hanga (effective May 2024) and Alh. (Dr.) Muhammadu Indimi (effective October 2024) retired from the Board after completing their tenure as Non-Executive Directors of the Bank.

Appointments on the Board

The Board appointed Alh. Tajuddeen Aminu Dantata as Non-Executive Director effective from July 19, 2024. His appointment has been approved by the Central Bank of Nigeria and would be presented to shareholders for approval at the Annual General Meeting.

The Board appointed Sa'adat Hamza Mohammed as a Non-Executive Director of the Bank effective from August 16, 2024. Her appointment has been approved by the Central Bank of Nigeria and would be presented to shareholders for approval at the Annual General Meeting.

The Board also appointed Mustapha Ahmad Ibrahim as a Non-Executive Director of the Bank effective from October 3, 2024. His appointment has been approved by the Central Bank of Nigeria and would be presented to shareholders for approval at the Annual General Meeting.

Profile of Tajuddeen Aminu Dantata

Alhaji Tajuddeen Aminu Dantata, a renowned business personality with over 2 decades of multi-sectorial experience, has been appointed a Non-Executive Director on the Board of Jaiz Bank Plc. He holds an Associate of Business Executive Certificate from West London College, United Kingdom, and is an alumnus of Manaret College, Jeddah, Saudi Arabia. His experience spreads across diverse fields of endeavors inclusive of Banking and Finance, Petroleum, Oil and Gas, Real Estate, Power, Aviation and Sales.

He has attended strategic training programs including: Petroleum Technology & Operations Overview, Houston Texas, USA; Risk Management in Islamic Finance Institutions, Jeddah Saudi Arabia; Leadership in Islamic Finance, Jeddah Saudi Arabia; Board effectiveness in Islamic Financial Institution, Madinah, Saudi Arabia.

Prior to this appointment, Alhaji Tajudeen Aminu Dantata was the Group Managing Director/CEO of Dantata Organization Limited. He also sits on the Board of some eminent Nigerian companies in the capacity of Chairman or Director. These include, Kano Electricity Distribution Company (KEDCO), Cement Company of Northern Nigeria (CCNN), Electric Meter Company of Nigeria (EMCON) and MTN among others. He is widely travelled and has presented various papers with specialty in providing business solutions.
For leisure, Alhaji Tajuddeen enjoys his time off by playing Polo – a sport for which he is very passionate and has won numerous honours.

Profile of Sa'adat Hamza Mohammed

Sa'adat Hamza Mohammed is an alumnus of Ahmadu Bello University, Zaria and the Nigerian Law School where she bagged her LL.B degree and B.L qualifications respectively. She possesses 30 years' cognate experience spanning legal practice, banking operations and business development. She began her banking career in 1995 as an Operations Officer in the defunct Habib Bank and rose to the position of Regional Manager with the same bank which later became Bank PHB and now Keystone Bank Limited.

Sa'adat has extensive exposure in marketing, relationship management, branch & regional management, credit risk and foreign operations. She is a member of the Nigerian Bar Association and Institute of Chartered Economists of Nigeria and has attended several strategic training programs including Fundamentals of Islamic Banking and Finance.

Profile of Mustapha Ibrahim Ahmad

Mallam Mustapha Ibrahim Ahmad, a Chartered Accountant, is a 1989 Honours Degree Accounting graduate from the Ahmadu Bello University (ABU), Zaria. He is a Fellow of the Institute of Chartered Accountants of Nigeria (FCA), Chartered Institute of Taxation of Nigeria (FCIT), Corporate Treasurers Association of Nigeria (FCTN) and Member of the Nigerian Institute of Management (Chartered) (MNIM).

He began his career in Continental Marchant Bank in 1989 and moved to Afribank International Limited in 1993 where he rose to the rank of Chief Finance Officer. In 1997, he joined International Trust Bank Limited as Chief Finance Officer and thereafter worked with First Bank of Nigeria between 2002 and 2006 as Deputy Treasurer. He possesses over 34 years' cognate work experience spanning Internal Control; Financial Reporting & Compliance; Planning, Budgeting & Performance Management; Procurement; Global Markets; Treasury Management & Corporate Finance; Global Trade Services; Risk Management; Corporate Strategy; HR; and ERP implementation for both Banking and Manufacturing domains. He has attended several local and foreign professional training courses

Matters Reserved for the Board

The Board assumes a pivotal role in guiding and steering the management, shaping the strategic objectives, and formulating policies that govern the Bank. Through decisive leadership, the Board not only establishes the overarching vision but also ensures the effective execution of these strategies. To streamline operations, the Board has judiciously delegated specific powers pertaining to the day-to-day operational aspects of the Bank to the Managing Director. This delegation facilitates a focused and efficient approach to the operational running of the institution, allowing the Board to maintain its strategic oversight and governance responsibilities

Specific matters have been reserved for approval by the Board and include but are not limited to the following:

- Defining the Bank's Strategic Plans and Objectives.
- Ensuring the integrity of financial reports.
- Approval of significant changes to the Bank's accounting policies.
- Appointment and removal of Directors and the Company Secretary.
- Approval of charter and membership of Board Committees.
- Establishing effective internal control systems.
- Instilling a culture of compliance with rules and regulations.
- Formulating risk policies.
- Approval of quarterly, half-yearly and full-year financial statements.
- Ensuring planned Management succession.
- Effective communication with shareholders.

Director's Appointment Process, Induction and Training

The Board, through its Governance, Nominations and Remuneration Committee, has crafted a comprehensive policy on Board appointments, entrusting the committee with the responsibility of identifying and recommending qualified candidates for approval by the Board. In the selection process, the Board carefully considers attributes such as knowledge, skills, experience, and other qualities deemed essential for the roles in question. Approval for Director appointments is contingent upon the endorsement of both shareholders and the Central Bank of Nigeria.

In adherence to best practices, the Board conducts a tailored induction program for new Board members, providing insights into the Bank's operational processes and outlining expected duties and responsibilities. Each new member receives an induction pack, comprising the Board's charter, various Board Committees' charters, significant reports, the memorandum and articles of association of the Bank, Board/Board Committee resolutions, important legislations/policies, and a calendar of Board activities.

To enhance the effectiveness of its members, the Board places strong emphasis on ongoing training related to their oversight functions. Directors are obligated to participate in periodic and relevant continuing professional development programs, ensuring their knowledge and skills remain current and aligned with the evolving industry and operating environment. This commitment underscores the Board's dedication to maintaining a high standard of governance and ensuring that its members are well-equipped to navigate the complexities of their roles. The table below provides the details of continuous education training programs undertaken by directors in 2024.

S/N	NAMES	FACILITATOR	TRANINING ATTENDED	PERIOD
1	Mohammed Mustapha Bintube	London Business School	Private Equity Negotiation	5th -7th June 2024
2	Alh. Mukhtar Sani Danladi Hanga	GLOMACS	Governance Risk & Compliance	10th -14th June 2024
3	Alh. (Dr.) Musbahu M. Bashir	Harvard Business School	Making Corporate Board More Effective	10th - 13th July 2024
4	Alh. Ibrahim Mohammed Indimi	Harvard Business School	Preparing to be a Corporate Director	13th - 16th March 2024
5	Alh. Muhammad Hadi Abdulmutallab	Imperial College, London	Imperial Risk Management	29th April - 5th May 2024
6	Dr. Abdullateef Bello	Henley Business School	Strategy Programme	20th-22nd May 2024
7	Dr Aisha Waziri Umar	Harvard Business	Managing Turbulence	9th -12th October 2024
8	Haruna Musa Ph.D	Harvard Business	Managing Turbulence	9th -12th October 2024
9	Alhassan Abdulkarim	Global Performance Mangt. Academy	Cambridge Islamic Financial Leadership Training	11th - 16th August 2024
10	All Directors	NITDA –National Information Technology Development Agency	Cybersecurity Awareness Training	13th November 2024

Tenure of Directors

To ensure both continuity and injection of fresh ideas, the tenure for Non-Executive Directors is limited to a maximum of three (3) terms of Four (4) years each, i.e. Twelve (12) years while the maximum tenure for Executive Directors is limited to a maximum of Two (2) terms of five (5) years each, i.e. Ten (10) years.

This is in compliance with the provisions of the CBN Code.

Board Meetings

The Board meets quarterly, and additional meettings are convened as the need arises. The Board has the authority to delegate matters to Board Committees and Executive Management.

Attendance at Meetings

With a steadfast commitment to advancing corporate governance practices and optimizing Board meeting attendance, the Company Secretary takes proactive measures. An annual calendar of meetings is meticulously crafted, serving as a strategic tool for planning and scheduling. This calendar undergoes thorough scrutiny, with the Board engaging in a comprehensive review and subsequent adoption before the commencement of each new financial year. This deliberate approach ensures transparency, planning, and efficient utilization of Board members' valuable time, aligning with the company's dedication to continual improvement in governance processes.

The table below is the record of attendance at the Board of Directors meetings for the 2024 financial year.

S/N	Names of Directors	FEBRUARY 29	MARCH 6	MARCH 28	MAY 8	JULY 15	JULY 29	AUGUST 13	NOVEMBER 13	DECEMBER 30
1	Mohammed Mustapha Bintube	√	√	√	√	√	√	√	√	√
2	Alh. Mukhtar Sani Danladi Hanga	√	√	√	√	-	-	-	-	-
3	Alh. (Dr.) Musbahu M. Bashir	√	√	√	√	-	-	-	-	-
4	Alh. (Dr.) Muhammadu Indimi	√	√	√	√	√	√	√	-	-
5	Mr. Seedy Mohammed Njie	√	√	√	√	√	√	√	√	√
6	Alh. Muhammad Hadi Abdulmutallab	√	√	√	√	√	√	√	√	√
7	Alh. Ibrahim Mohammed Indimi	√	√	√	√	√	√	√	√	√
8	Alh. Tajuddeen Aminu Dantata	-	-	-	-	-	-	-	√	√
9	Mustapha Ibrahim Ahmad	-	-	-	-	-	-	-	√	√
10	Sa'adat Hamza Mohammed	-	-	-	-	-	-	-	√	√
11	Dr. Abdullateef Bello	√	√	√	√	√	√	√	√	√
12	Dr Aisha Waziri Umar	√	√	√	√	√	√	√	√	√
13	Haruna Musa Ph.D	√	√	√	√	√	√	√	√	√
14	Alhassan Abdulkarim	√	√	√	√	√	√	√	√	√
15	Mr. AbdulFattah Olanrewaju Amoo*	√	√	-	-	-	-	-	-	-

- Alh. (Dr.) Musbahu Bashir retired as Non-Executive Director on May 7, 2024
- Alh Mukhtar Sani Danladi Hanga retired as Non-Executive Director on May 7, 2024
- Alh. (Dr.) Muhammadu Indimi retired as Non-Executive Director on October 24, 2024
- Alh. Tajuddeen Aminu Dantata was appointed as Non-Executive Director effective July 19, 2024
- Sa'adat Hamza Mohammed was appointed as Non-Executive Director effective August 16, 2024
- Mal. Mustapha Ibrahim Ahmad was appointed as Non-Executive Director effective October 3, 2024
- Mr. Abdulfattah Amoo resigned as Executive Director effective June 6, 2024 *

Board Committees

The Board has established various Committees with well-defined Terms of Reference highlighting their scope of responsibilities. The Committees meet quarterly but may hold additional meetings as the need arises.

Committees

- Board Governance, Nominations & Remunerations Committee (BGNRC)
- Board Investment Committee (BIC)
- Board Finance and General Purpose Committee(BFGPC)
- Board Risk Management Committee (BRMC)
- Board Audit Committee (BAC)

In addition to the above committees, and in line with the provisions of the Companies and Allied Matters Act, the Board also established the Statutory Audit Committee with five (5) members drawn from among the shareholders and the Board:

Board Governance, Nominations & Remunerations & Committee (BGRNC)

Membership

Details	Designation
Dr. Aisha Waziri Umar	Chairman
Mustapha Ibrahim*	Member
Alh. Tajudeen Dantata *	Member
Alh. Ibrahim Indimi	Member
Sa'adat Mohammed*	Member
Muhammadu Hadi Abdulmutallab***	Member
Dr. Abdullateef Bello*	Member
Alh. Mukhtar Sani Danladi Hanga**	Member
Alh. (Dr.) Musbahu M. Bashir**	Member

*Became member of BGRNC effective November 13, 2024
**Ceased to be member of BGRNC effective May 8, 2024
***Ceased to be member of BGRNC effective November 13, 2024

The Committee's major responsibilities include:

√ Considering matters relating to Board's remunerations and Appointment;
√ Recommending any proposed change(s) to the Board;
√ Keeping under review the need for appointments;
√ Preparing a description of the specific experience and abilities needed for each Board appointment, considering candidates for appointment as either Executive or Non-Executive Directors and recommending such appointments to the Board.
√ Advising the Board on succession planning regarding the roles of the Chairman, Chief Executive Officer and Executive Directors;
√ Advising the Board on the contents of the Directors Annual Remuneration Report to shareholders.

The Committee held four (4) regular meetings during the financial year and the record of attendance is provided below:

BGRNC Meeting Attendance

Names of Directors	JANUARY 22	FEBRUARY 27	APRIL 25	JUNE 4	JULY 18	JULY 26	OCTOBER 24
Dr. Aisha Waziri Umar	√	√	√	√	√	√	√
Alh. Ibrahim Mohammed Indimi	√	√	√	√	√	√	√
Muhammad Hadi Abdulmutallab	-	-	-	√	√	√	√
Alh. Mukhtar Sani Danladi Hanga	√	√	-	-	-	-	-
Alh. (Dr.) Musbahu M. Bashir	√	√	-	-	-	-	-

Board Investment Committee (BIC)

Membership

Details	Designation
Mustapha Ahmad Ibrahim*	Chairman
Alh. Muhammadu Hadi Abdulmutallab	Member
Dr. Aisha Waziri Umar Ph.D	Member
Sa'adat Mohammed*	Member
Haruna Musa Ph.D.	Member
Alhassan Abdulkarim	Member
Alh. Ibrahim Indimi***	Member
Alh. (Dr.) Musbahu M. Bashir**	Member

*Became member of BIC effective November 13, 2024
**Ceased to be member of BIC effective May 8, 2024
*** Ceased to be member of BIC effective November 13, 2024

The Committee's major responsibilities include:

√ On an ongoing basis review the appropriateness of the Bank's Investment Policy, products, processes and approving authorities and make any recommendations for Board approval as may be appropriate.
√ Articulate the Bank's tolerances with respect to Investment Risk and oversee Management's administration of, and compliance with these policies.
√ Periodically review Management's strategies, policies and procedures for managing investment risks, including investment quality administration, underwriting standards, and the establishment and testing of provisioning for credit losses.
√ Oversee Management's administration of the Bank's investment portfolio including Management's responses to trends in investment risk, investment concentration, and asset quality.
√ Coordinate as appropriate its oversight of investment risk with the Board Risk Management Committee to assist the Committee in its task of overseeing the Bank's overall management and handling of risk.
√ Evaluate and approve all investment beyond the powers of the Executive Management.
√ Ensure that the Bank's investment portfolio is both quantitative and qualitative.
√ Evaluate and recommend to the Board all investments beyond its powers.
√ Review and approve any changes in investment strategy and Plan that would lead to the disposal of the Bank's assets.
√ Review and approve investment risk appetites and limits.
√ Review proposals for investment recovery.
√ Review Management Investment Committee (MIC) reports on the Bank's investment portfolio at least once every quarter.
√ Undertake an annual review of the effectiveness of the Committee.
√ Report to the Board on its consideration of the above matters, identifying those areas where action or improvement is needed, and making recommendations as appropriate.
√ Consider such other matters as the Board requires or the Committee considers appropriate and to make recommendations or reports to the Board as appropriate.

The Committee held five (5) regular meetings during the financial year and the record of attendance is provided below

BIC Meeting Attendance

Names of Directors	FEBRUARY 8	APRIL 22	JUNE 24	JULY 30	AUG. 22(EME.)	SEPT. 26(EME)	OCTOBER 21
Mustapha Ahmad Ibrahim	-	-	-	-	-	-	-
Alh. Muhammadu Hadi Abdulmutallab	√	√	√	√	√	√	√
Dr. Aisha Waziri Umar	√	√	√	√	√	√	√
Sa'adat Mohammed.	-	-	-	-	-	-	-
Alh. Ibrahim Indimi	√	√	√	√	√	√	√
Haruna Musa Ph.D	√	√	√	√	√	√	√
Alhassan Abdulkarim	√	√	√	√	√	√	√
Alh. (Dr.) Musbahu M. Bashir	√	√	-	-	-	-	-

Board Risk Management Committee (BRMC)

Membership

Details	Designation
●Dr. Abdullateef Bello	Chairman
●Alh.Tajuddeen Dantata*	Member
●Sa'adat Mohammed*	Member
●Haruna Musa Ph.D.	Member
●Alhassan Abdulkarim	Member
●Dr. Aisha W. Umar**	Member
●Alh. Muhammad Hadi Abdulmutallab**	Member
●Alh. (Dr.) Muhammadu Indimi***	Member

* Became member of BRMC effective November 13, 2024
** Ceased to be member of BRMC effective November 13, 2024
*** Ceased to be member of BRMC effective October 24, 2024

The Committee's major responsibilities include:

√ Review and make recommendations to the Board regarding the Bank's overall risk appetite.

√ Review reports on the current and prospective macroeconomic and financial environment, including stability assessments from authoritative sources and integrate these into risk appetite assessments.

√ Monitor the Bank's risk profile and its consistency with the approved risk appetite.

√ Review the appropriateness and effectiveness of the Bank's risk management systems and controls.

√ Review reports on the Bank's procedures for satisfying the supervisory requirements of regulators.

√ Oversee the Bank's Anti-Money Laundering/Combating the Financing of Terrorism (AML/CFT) functions, ensuring consistent and proactive oversight of AML/CFT matters and timely and effective follow-up on all agreed corrective actions discussed at each meeting.

√ Consider the implications of proposed changes to regulations and legislation that are material to the Bank's risk appetite, risk exposure, and risk management.

√ In relation to proposed strategic transactions involving material acquisitions or disposals (those requiring Board approval), consider and advise the Board on the due diligence undertaken, with particular focus on the risk aspects and implications for risk appetite.

√ Provide oversight of the Bank's conduct risk management framework, ensuring ethical standards, fair customer treatment and responsible business practices are embedded in the Bank's operations.

√ Ensure the Bank's compliance with applicable consumer protection laws and regulations by reviewing reports on customer complaints, dispute resolution and holding relevant control functions accountable for the effectiveness of consumer protection mechanisms.

√ Consider risk management disclosures.

√ Consider the appointment, resignation, or removal of the Bank's Chief Risk Officer.

√ Undertake an annual review of the effectiveness of the Committee.

√ Review and recommend for Board approval, at least annually, the Company's Information Technology (IT) governance framework to ensure that IT data risks are adequately mitigated and relevant assets are managed effectively.

√ Ensure the Chairman of the Committee or other designated member of the Committee attends the Annual General Meeting of the Bank and answers any questions on the Committee's activities and responsibilities.

√ Report to the Board on its consideration of the above matters, identifying areas where action or improvement is needed, and making appropriate recommendations.

√ Consider such other matters as the Board may require or the Committee deems appropriate, and make recommendations or reports to the Board as necessary.

BRMC Meeting Attendance

Names of Directors	FEBRUARY 12	MAY 3	JUNE 18	AUGUST 8	OCTOBER 29
Dr. Abdullateef Bello	√	√	√	√	√
Alh. Tajuddeen Dantata	-	-	-	-	-
Sa'adat Mohammed	-	-	-	-	-
Haruna Musa Ph.D.	√	√	√	√	√
Alhassan Abdulkarim	√	√	√	√	√
Dr. (Mrs.) Aisha W. Umar.	√	√	√	√	√
Alh. Muhammad Hadi Abdulmutallab.	-	-	-	√	√
Alh. (Dr.) Muhammadu Indimi	√	√	√	-	-

Board Finance & General-Purpose Committee (BF&GPC)

Membership

Details	Designation
● Alh. Ibrahim Indimi*	Chairman
● Alh. Muhammad Hadi Abdulmutallab	Member
● Alh. Tajuddeen Dantata*	Member
● Mal. Mustapha Ahmad Ibrahim*	Member
● Haruna Musa Ph.D.	Member
● Alhassan Abdulkarim	Member
● Dr. Abdullateef Bello**	Member
● Alh. (Dr.) Muhammadu Indimi***	Member
● Alh. Mukhtar Sani Danladi Hanga****	Member

* Became member of BF&GPC effective November 13, 2024
** Ceased to be member of BF&GPC effective November 13, 2024
*** Ceased to be member of BF&GPC effective October 24, 2024
**** Ceased to be member of BF&GPC effective May 8, 2024

The Committee's major responsibilities include:

√ Consider and advise the Board of Directors on all aspects of the Bank's finances;
√ Consider and make recommendations to the Bank on the annual estimates of income and expenditure, other budgets and the financial forecasts for the Bank;
√ Consider and make recommendations to the Board of Directors for its approval, the framework for expenditure on capital items and to review the list of priorities within the framework;
√ Consider, review and report on the periodic management accounts of the Bank, and to also advise the Board of Directors on the year-end accounts.
√ Consider and make representations to the Board of Directors on the solvency of the Bank and the safeguarding of its assets;
√ Consider and advise the Board of Directors on any relevant taxation issues;

The Committee held four (4) regular meetings and one (1) Special meeting during the financial year and the record of attendance is provided below:

BFGPC Meeting Attendance

Names of Directors	JANUARY 9	FEB 13	APRIL 24	AUGUST 6	OCTOBER 23
Alh. Ibrahim Mohammed Indimii	-	√	√	√	√
Alh. Muhammadu Hadi Abdulmutallab	√	√	√	√	√
Alh. Tajudden Dantata	-	-	-	-	-
Mallam Mustapha Ibrahim Ahmad	-	-	-	√	√
Haruna Musa Ph.D	√	√	√	√	√
Alhassan Abdulkarim	√	√	√	√	√
Dr. Abdulateef Bello	√	√	√	√	√
Alh. (Dr.) Muhammadu Indimi	√	√	√	√	√
Alh. Mukhtar Sani Danladi Hangai	√	√	√	-	-

Board Audit Committee

Membership

Details	Designation
● Dr. Abdullateef Bello	Chairman
● Muhammad Hadi Abdulmutallab	Member
● Sa'adat Mohammed*	Member
● Alh. (Dr.) Muhammadu Indimi**	Member
● Alh. (Dr.) Musbahu M. Bashir***	Member
● Alh. Mukhtar Sani Danladi Hanga***	Member

* Became member of BAC effective November 13, 2024
** Ceased to be member of BAC effective October 24, 2024
*** Ceased to be member of BAC effective May 7, 2024

The Committee's major responsibilities include:

√ Develop and keep under review the Bank's accounting policies in order to ensure that they are in consonance with the applicable Accounting Standards;
√ Review the effectiveness of the Bank's system of accounting, reporting, and internal control and ensure compliance with legal and ethical requirements.
√ Review the integrity of the bank's financial reporting and the independence of the external auditors;
√ Review the appropriateness and completeness of the Bank's statutory accounts and other published financial statements.
√ Consider, review and report on the periodic Management Accounts of the Bank; and also advise the Board of Directors on the year-end accounts;
√ Ensure that the Bank complies with all relevant internal policies and procedures as well as regulations governing the Bank;
√ Review the summaries of the whistleblowing cases reported and the result of the investigation from the Head of Internal Audit.
√ Review the internal audit reports and assess the adequacy of the internal controls.
√ Review the Compliance Reports for each quarter.
√ Ensure full and prompt implementation of recommendations of Internal Auditors, Examiners and External Auditors.

The Committee held four (4) regular meetings and one (1) Special meeting during the financial year and the record of attendance is provided below:

BAC Meeting Attendance

Names of Directors	FEBRUARY 7	APRIL 23	AUGUST 5	OCTOBER 21
Dr. Abdullateef Bello	√	√	√	√
Muhammad Hadi Abdulmutallab	√	√	√	√
Sa'adat Muhammad	-	-	-	-
Alh. Ibrahim Mohammed Indimi	√	√	√	√
Alh. (Dr) Muhammadu Indimi	√	√	√	√
Alh. (Dr) Musbahu M. Bashir	√	√	-	-
Alh. Mukhtar Sani Danladi Hanga	√	√	-	-

Statutory Audit Committee

Membership

Details	Designation
● Alh. Shehu Mohammed, FCA	Chairman
● Alh. Lawal Ibrahim Ozomata (Shareholder)	Shareholder
● Alh. Mohammed Shuaibu Gulani (Shareholder)	Shareholder
● Alh. Ibrahim Mohammed Indimi	Non-Executive Director
● Dr. Aisha Umar Waziri	Non-Executive Director

The Committee's major responsibilities include:

√ Ascertain whether the accounting and reporting policies of the Bank are in accordance with legal requirements and agreed ethical practices;
√ Review and approve the scope and planning of audit requirements;
√ Review the findings on management matters in conjunction with the External Auditors and Management's responses thereon;
√ Oversee the independence of the external auditors;
√ Keep under review the effectiveness of the Bank's system of accounting and internal control systems;
√ Oversee management's process for the identification of significant fraud risks across the Bank and ensure that adequate prevention, detection and reporting mechanisms were in place;
√ At least on an annual basis, obtain and review a report by the internal auditor describing the strength and quality of internal controls including any issues or recommendations for improvement raised by the most recent internal control review of the company;
√ Discuss the annual audited financial statements and half yearly unaudited statements with management and external auditors.

The Statutory Audit Committee held four (4) meetings during the Financial year and the record of attendance is provided below:

Names of Directors	FEB 23	APRIL 29	JULY 29	OCTOBER 28
Alh. Shehu Mohammed, FCA	√	√	√	√
Alh. Lawal Ibrahim Ozomata (Shareholder)	√	√	√	√
Alh. Mohammed Shuaibu Gulani (Shareholder)	√	√	√	√
Alh. Ibrahim Mohammed Indimi	√	√	√	√
Dr. Aisha Umar Waziri	√	√	√	√

The Board Audit Committee and Statutory Audit Committee held 3 joint meetings in the course of the 2024 Financial Year on March 8, August 24 and December 12.

Management Committees

The Board Committees are supported by the Bank's management committees, comprising senior officers who are responsible for the day-to-day operation of the Bank as a going concern. They ensure that the policies laid down are followed and that the Bank abides by all relevant regulatory and legal requirements.

The Executive Management Committee is the highest Management Committee comprising the Bank's Executive Directors and Top Management Staff. Other Management Committees include the Assets and Liability Committee (ALCO), Management Investment Committee (MIC), Branch Development Committee, Procurement Committee, IT Steering Committee, Disciplinary Committee, Criticised Asset Committee (CAC), and Operational Risk Management Committee. These Committees review and formulate strategies to implement the Board's broad strategic direction in various areas, including business and financial performance, strategic planning, manpower planning, operations, customer service, investor relations, external relations, and organisational efficiency, amongst others.

Ownership Structure

The ownership structure of the Bank is as follows:

S/N	HOLDER TYPE	HOLDER COUNT	HOLDINGS
1	CORPORATE	456	142,001,312.87
2	FOREIGN	65	251,399,404.8
3	GOVERNMENT	89	979,359,23.2
4	INDIVIDUAL	341,01	266,144,307.53
5	INSTITUTION	250	150,664,10.1
6	JOINT	282	174,425.80
7	PENSION	19	113,388,33.1
	TOTAL	**35,252**	**44,589,410,332.7**

Sustainability Banking

At Jaiz Bank Plc, our primary interest is to conduct business with a solid ethical foundation and a positive social impact. Mindful of the profound implication of our business decisions on the environment, we continually evolve and implement policies geared towards improving the overall quality of life for our stakeholders and community. Our focus extends to safeguarding the environment, while ensuring the sustainable growth of our business.

To solidify our dedication to responsible banking, we have embraced the Nigerian Sustainable Banking Principles (NSBP). These principles serve as a guiding framework, aligning our practices with sustainable and socially responsible initiatives. Through this strategic adoption, we aim to foster the success of our business and the well-being of our people and the broader community, exemplifying our commitment to creating a positive impact on both societal and environmental fronts.

Code of Ethics

The Bank has an Ethical Conduct and Integrity Policy, which all employees are required to abide by. Employees are expected to maintain high ethical standards in all aspects of their professional lives. The Policy also provides sample offences and appropriate disciplinary measures to be adopted.

The Bank also has a Code of Conduct & Ethics for its Directors, which specifies expected behaviours.

Dealing in Company Securities and price-sensitive information

The Bank has adopted a policy on insider trading and market abuse regarding all transactions in the Bank's securities. This policy applies to its Directors, Officers, employees, contractors, and consultants who have access to material internal public information. In line with the policy, affected persons are prohibited from trading on the Bank's security during a closed period.

Whistle Blowing Procedure

The Bank has established a robust whistle-blowing procedure which covers internal whistle-blowers and extends to the conduct of the stakeholders. The Bank has a direct link on its website and intranet to enable stakeholders to report any allegations they want the Bank to investigate. Apart from the direct link, unethical practices can be reported via the email address ***whistleblowing@jaizbankplc.com.***

A team comprising selected members of Top Management is responsible for reviewing reported cases and recommending appropriate action to the Board through the Audit Committee, depending on the severity of the issues involved. However, all whistle-blowing cases are reported quarterly to the Board.

The Bank's Chief Compliance Officer similarly renders quarterly whistle-blowing reports to the Central Bank of Nigeria.

Remuneration Policy

In line with corporate governance best practices, the Board developed a robust policy on remuneration for the Bank. The Policy takes into account the environment in which the Bank operates and the results it achieves at the end of each financial Year. The Bank's remuneration comprises the following elements:

Fixed remuneration: This is primarily based on the level of responsibility and constitutes a relevant part of total compensation. It entails the base salary and allowances payable monthly, in arrears or annually. A wage benchmark is established for each position/level.

Variable remuneration: This is primarily linked to achieving previously established targets and prudent risk management. It comprises profit-sharing/productivity bonuses payable annually.

The combination of these elements serves as the basis for a balanced remuneration system that reflects the Bank's strategy, values, and shareholders' interests.

i. Remuneration to Non-Executive Directors (NEDs):

The remuneration structure for NEDs at the Bank is multifaceted. They receive remuneration in the form of sitting fees for participating in Board and Committee meetings. In addition to sitting fees, NEDs are entitled to reimbursement for travel, hotel accommodations, and other out-of-pocket expenses incurred while fulfilling their responsibilities. NEDs also receive Directors' fees which are paid on a quarterly basis. Upon completion of their tenure, Non-executive Directors also receive one-off payment benefits.

The sitting fees, a compensation component, may be subject to modification or implementation changes, requiring approval from the Board. This approach ensures transparency and aligns with the commitment to periodic review and adjustment of compensation structures in accordance with evolving governance practices and business needs. It is noteworthy that NEDs do not receive any other form of remuneration or commission except those enumerated above.

ii. Remuneration to Executive Directors

The remuneration for Executives comprises fixed remuneration, benefits & perquisites, retirement/exit benefits and performance-based remuneration (short-term and long-term incentives).

Contingency Planning Framework

The framework for contingency planning consists of a set of identified policies, actions and processes necessary for the prevention, management and containment of banking systemic distress and crisis.

The Board has put in place various contingency plans for capital and liquidity restoration, among others, which would enhance the Bank's ability to withstand both temporary and long-term disruptions in its ability to fund its activities in a timely manner.

Shareholders' interest

The Bank, in its bid to protect the interest of its shareholders, including particularly its minority shareholders, ensures that shareholder meetings are convened in a transparent and fair manner. Adequate notice of the general meeting is provided to shareholders, and their rights are always protected. Attendance at the general meeting is open to all shareholders or their proxies. The proceedings are usually monitored by the representatives of the Central Bank of Nigeria, the Corporate Affairs Commission, the Nigerian Deposit Insurance Commission and the Securities and Exchange Commission.

The Bank has an Investor Relations Unit, which deals with communications among the Bank, its shareholders, and the capital market. The Bank also has an Investor Relations Portal on its website, where the Bank's annual reports and accounts and other relevant information are made accessible to its shareholders. The Bank has a dedicated email address through which shareholders and prospective investors can channel their enquiries for a prompt response. The email address is investorrelations@jaizbankplc.com.

Communication Policy

The main objective of the Policy is to support the Bank in achieving its objectives in pursuit of best corporate governance practices. Executive Management ensures that communication and dissemination of information are done in English, which must be clear, relevant, objective, easy to understand, and useful. The Policy also ensures that the Bank delivers prompt, courteous, and responsive service that is sensitive to the needs and concerns of customers and other stakeholders.

Advisory Committee of Experts (ACE)

The independent Committee of Shariah Experts reviews the Bank's operations to confirm that activities were carried out in accordance with Shariah's standards. The ACE is responsible for assuring that the Bank's funds are not invested in prohibited activities or transactions and certifying that all the Bank's products and services are compliant with Shariah.

The members of the Shari'ah Advisory Board are a mixture of Islamic scholars well-versed in Islamic laws, principles, and traditions relating to trade, finance, and economics, as well as financial experts.

Internal Control

Various aspects of the internal control of the Bank are the responsibilities of key officers. The Chief Audit Executive, the Chief Compliance Officer, the Chief Risk Officer, the Chief Finance Officer, and the Company Secretary/Legal Adviser are all responsible for managing the internal control of the Bank.

The control system of the Bank provides adequate assurance that the Bank will not be adversely affected by any event that could be reasonably foreseen.

Company Secretary

The Company Secretary is responsible for assisting the Board and Management in implementing the applicable Codes of Corporate Governance. The Company Secretary serves as a point of reference and support for all Directors. The appointment of the Company Secretary is done through a rigorous process that is similar to that of directors. The Company Secretary is fully empowered to discharge these responsibilities, and the position reports directly to the Board, with a dotted line to the MD/CEO.

Statement of Compliance

The Bank complies with the relevant provisions of the SEC, FRCN and CBN Codes of Corporate Governance. In the event of any conflict between the two Codes regarding any matter, the Bank would refer to the provision of the CBN Code as its primary Regulator.

Monitoring Compliance with Corporate Governance

The Chief Compliance Officer monitors compliance and implementation of the Central Bank of Nigeria (CBN) Code of Corporate Governance as well as the Securities and Exchange Commission (SEC) 's Code of Corporate Governance.

Complaints Management Policy

In line with the Securities and Exchange Commission's rules, the Bank has implements a Complaints Management Policy. The Policy is available in the Investor Relations section on the Bank's website.

STATEMENT OF CORPORATE RESPONSIBILITY FOR FINANCIAL STATEMENTS

In line with the provision of Section 405 of Companies and Allied Matters Act(CAMA),2020, we,the Chief Executive Officer and the Chief Financial Officer of Jaiz Bank Plc. have reviewed the audited financial statements and accept responsibility for the financial and other information within the annual report.

The following certifications and disclosures regarding the true and fair view of the financial statements as well as the effectiveness of the internal controls established within the Bank are hereby provided below:

Financial statements

a) We have reviewed the Bank's audited financial statements for the year ended 31 December, 2024.

b) The audited financial statements do not contain any untrue statement of material fact or omit to state a material fact which would make the statements misleading in the light of the circumstances under which such statement was made.

c) That the audited financial statements and all other financial information included in the statements present, in all material respects the financial conditions and results of operation of the Bank as of and for the year ended 31 December 2024.

Effective Internal Controls

a) Effective internal controls have been designed to ensure that material information relating to the Company and its Subsidiaries is made known by the relevant staff particularly during the period in which the audited financial statement is being prepared.

b) The effectiveness of the Bank's internal controls has evaluated within 90 days prior to 31 December 2024.

c) The Bank certify the internal controls are effective as at 31 December, 2024.

Disclosures

a) There were no significant changes in internal control or in other factors that could significantly affect internal controls subsequent to the date of our evaluation including any corrective action with regard to significant deficiencies and material weaknesses.

b) There were no fraud events involving Senior Management or other employees who have a significant role in the company's Internal control.

c) There was no fraud that involved management or other employees who have a significant role in the Bank's internal control.

Signed by:

Oseni K. Bello
Chief Financial Officer
FRC/2013/ICAN/000000002476

Haruna Musa Ph.D
Managing Director/CEO
FRC/2017/CIBN/00000016515

STATEMENT OF DIRECTORS' RESPONSIBILITIES IN RELATION TO THE FINANCIAL STATEMENTS

The Directors accept responsibility for the preparation of the financial statements that give a true and fair view in accordance with the requirements of the International Financial Reporting Standards, the Financial Accounting Standards issued by AAOIFI, the Financial Reporting Council of Nigeria Act 2011, the Banks and Other Financial Institutions Act 2020, and relevant Central Bank of Nigeria regulations.

The Directors further accept responsibility for maintaining adequate accounting records as required by the Companies and Allied Matters Act 2020 and for such internal control as the Directors determine is necessary to enable the preparation of financial statements that are free from material misstatement whether due to fraud or error.

Going Concern:

The Directors have made assessment of the Company's ability to continue as a going concern and have no reason to believe that the Bank will not remain a going concern in the years ahead.

Resulting from the above, the directors have a reasonable expectation that the company has adequate resources to continue operations for the foreseeable future. Thus, Directors continued the adoption of the going concern basis of accounting in preparing the annual financial statements.

SIGNED ON BEHALF OF THE BOARD OF DIRECTORS BY:



Alhassan Abdulkarim
Executive Director, Business Development
FRC/2024/PRO/DIR/003/690956



Haruna Musa Ph.D
Managing Director/CEO
FRC/2017/CIBN/00000016515

REPORT OF EXTERNAL CONSULTANTS ON THE BOARD PERFORMANCE

MUREGI ASSOCIATES
RC:198593

The Chairman
Board of Directors
Jaiz Bank Plc,
Jaiz Bank House
Plot 1073, JS Tarka Street,
Area 3 Garki
Abuja, Nigeria.

Dear Sir,

RE: 2024 ANNUAL CORPORATE GOVERNANCE PERFORMANCE REVIEW: COVER LETTER

We thank you for inviting Muregi Associates to conduct a comprehensive Annual Corporate Governance Performance Reviewfor the Board of Jaiz Bank Plc, for the year ended December 31, 2024, the report of which we are pleased to submit herewith.

The evaluation was carried out in accordance with the provision of Section 10 of the Central Bank of Nigeria (CBN) "Corporate Governance Guidelines (CGG) for Commercial, Merchant, Non-Interest and Payment Service Banks in Nigeria". Section 10.1 of the 2023 CBN Guidelines, which mandates anannual appraisal of the Board, its Committees, Chairman and individual directors covering all aspects of the Board's structure, composition, responsibilities, processes and relationships, as may be prescribed by the CBN from time to time. In the case of Non-Interest Banks (NIBs), Section 10.2 mandates an annual appraisal of the ACE covering all aspects of its responsibilities, processes, meetings and overall functions. 10.3 requires that appraisals should be conducted by an independent external consultant with adequate experience, knowledge and competence in corporate governance and performance management. For NIBs, such independent consultant should possess knowledge and experience in Islamic Finance or Islamic Commercial Jurisprudence.

As an independent consultant entrusted with the evaluation of governance practices within the esteemed Islamic banking institution, We are pleased to provide insights and recommendations derived from a thorough and impartial assessment conducted over the past year. Our approach included the review of Jaiz Bank's Corporate Governance framework, and all relevant Board documentation on policies and procedures. The documents reviewed included the Board Charters, Minutes of Board and Committee Meetings, Policies, and Board strategy papers. We also conducted one-on-one interviews (facilitated with a written questionnaire) on the Bank's Board members and Committees Chairmen.

On the basis of our findings from the independent assessment of the Board, we certify that the 2024 Corporate Governance Performance Review of Jaiz Bank Plc was indeed a testament to its commitment to upholding the highest standards of governance excellence in alignment with Shariah principles and industry best practices. The outcome of our review and recommendations have been articulated and included in our detailed report to the Board.

We would like to express our gratitude to the Chairman, Board of Directors and Executive Leadership of Jaiz Bank Plc for their cooperation, support, and unwavering commitment to governance best practices throughout the review process. We are confident that with their continued dedication and leadership, the Bank will continue to thrive and excel in the dynamic landscape of banking business in Nigeria.

Once again, we thank the Board for entrusting Muregi Associates with the responsibility of conducting the 2024 Annual Corporate Governance Performance Evaluation of Jaiz Bank Plc.

Please accept the assurances of our highest esteem.
Yours sincerely,
For: Muregi Associates

Dr. Hussaini Muhammed
CEO
FRC/2023/PRO/DIR/003/063376
Muregi Associate Ltd, Abuja

REPORT OF THE STATUTORY AUDIT COMMITTEE

We have examined the Auditors' Report for the year ended 31st December 2024 in accordance with the provisions of Section 404 (7) of the Companies and Allied Matters Act 2020.

In our opinion the Auditors' Report is consistent with our views of the scope and planning of the Audit. The External Auditors' findings as stated in the Management Letter received satisfactory responses from Management. We are also satisfied that the Bank's Accounting Policies are in conformity with the Statutory requirements and agreed with ethical practices.



Alhaji Shehu Mohammed FCA
FRC 2018/ICAN/00000017824
Chairman, Statutory Audit Committee Abuja
14 March, 2025

Members of the Audit Committee

1. Alhaji Shehu Muhammed FC	Chairman
2. Alhaji Muhammed Shuaibu Gulani FCA	Member
3. Mr. Ibrahim Ozomata Lawal FCA	Member
4. Mrs. Aisha Waziri Umar Ph.D	Member
5. Ibrahim Mohammed Indimi	Member

ADVISORY COMMITTEE OF EXPERTS REPORT (ACE)

In the Name of Allah The Most Gracious, The Most Merciful

Praise be to Allah, and may the peace and the blessings be upon our beloved Prophet Muhammad (SAW), his family and companions.

To the Shareholders of Jaiz Bank Plc:

Peace, mercy and blessings of Allah be upon you and Assalamu Alaikum wa Rahmatullahi wa Barakatuh;

According to the letter of assignment, we present the following report:

We have reviewed the products used and the contracts relating to transactions, applications, and practices made by Jaiz Bank Plc during the year ending December 31, 2024. We have also conducted due diligence to determine our opinion regarding whether Jaiz Bank has committed to the principles and rules of Shariah, as well as our advisory opinions, decisions, and directives.

Responsibility of Management:

The management is responsible for ensuring that Jaiz Bank operates in accordance with the provisions and principles of Islamic Law, as the ACE regularly advises on Shariah application and our responsibility is restricted to the expression of an independent opinion based on our observations of the Bank's operations and preparation of the report for you.

Scope of work of the Advisory Committee of Experts:

We have reviewed and adopted forms of contracts and agreements. We have also reviewed various processes relating to all transactions of Jaiz Bank with shareholders, investors, customers, and others. We have selected random samples of such transactions through the Internal Shariah Audit Unit, covering all transactions and reviewing feedback regarding the Shariah Audit, its field visit, the operations and applications of ACE Fatwas, and decisions issued by the Board in this regard. In performing our duties, we have received cooperation and understanding from all levels of Management in the Jaiz Bank, especially the Managing Director and the Shari'ah Audit Department.

We have planned and implemented our task to obtain all the information and explanations that we considered necessary to provide us with sufficient evidence to give reasonable assurance that all transactions by Jaiz Bank did not violate the provisions of the rules and principles of Shariah. Wherever we found any earned income to be from non-permissible sources, we directed that such income be transferred to charity.

Opinions of the ACE:

a) We are of the opinion that the reviewed contracts and transactions conducted by Jaiz Bank during the year ending by 31/12/2024 were in accordance with the rules and principles of Shariah.

b) The distribution of profits on the investment accounts was in line with the basis adopted and approved by the ACE according to the rules and principles of Islamic law.

c) All the gains made from Haram (prohibited by Shariah rules) sources have been set aside in a separate account and/or transferred to Jaiz Foundation for charitable purposes.

d) However, we have noticed a few mistakes in processing some of the transactions, which we communicated to the management for correction. Many of these have already been regularised, and some are still in the process, with management promising to work on regularising all of them.

e) The Advisory Committee of Experts (ACE) of Jaiz Bank Plc has reviewed the financial statement of the Bank and taken note of the Non-Permissible Income (NPI) declared by the Bank during the review period. The ACE hereby confirms that the NPI has been disposed by the bank to the satisfaction.

The Advisory Committee of Experts (ACE) wish to thank the Board of Directors, Management, Departments, and staff of Jaiz Bank for their cooperation with it and their commitment to Islamic banking practices. The ACE prays to Almighty Allah to bring them success.

And Allah knows best.

May Allah's mercy and blessings be upon you.

Date: March, 2024.



Prof. (Dr.) Abdulazeem Abozaid - Chairman

Members of the ACE Committe

Dr. Warshu Tijjani Rabiu - Member

Sheikh Abdulwahab Abdallah -Member

Prof. Ahmad Bello Dogarawa - Member

MANAGEMENT'S REPORT ON THE EFFECTIVENESS OF INTERNAL CONTROL OVER FINANCIAL REPORTING

The management of Jaiz Bank PLC ("the Bank") is responsible for establishing and maintaining adequate Internal Control over Financial Reporting as required by the Securities and Exchange Act, 2007 and the Financial Reporting Council (Amendment) Act, 2023. The management of Jaiz Bank PLC assessed the effectiveness of our Internal Control over Financial Reporting as of December 31, 2024 using the criteria set forth by Internal Control – Integrated Framework (2013) issued by the Committee of Sponsoring Organizations of the Treadway Commission (" the COSO Framework) and in accordance with the SEC Guidance on Implementation of Sections 60 – 63 of Investments and Securities Act, 2007.

As of December 31, 2024, the management of Jaiz Bank PLC did not identify any material weakness in its assessment of Internal Control over Financial Reporting as a result, the management has concluded that, as of December 31, 2024, the Bank's Internal Control over Financial Reporting was effective.

The Bank's independent auditor, Deloitte & Touche, who audited the consolidated and separate financial statements included in this Annual Report, issued an unmodified conclusion on the effectiveness of the Bank's Internal Control over Financial Reporting as of December 31, 2024 based on the limited assurance engagement performed by them. Deloitte & Touche assurance report is also included in this Annual Report.

Changes in Internal Control Over Financial Reporting

There were no changes in our Internal Control over Financial Reporting that occurred subsequent to the date of our evaluation of the effectiveness of Internal Control over Financial Reporting that significantly affected, or are reasonably likely to significantly affect, the Bank's Internal Control over Financial Reporting.

Signed by:



Oseni K. Bello
Chief Financial Officer
FRC/2013/ICAN/00000002476



Haruna Musa Ph.D
Managing Director/CEO
FRC/2017/CIBN/00000016515

CERTIFICATION OF MANAGEMENT'S ASSESSMENT ON INTERNAL CONTROL OVER FINANCIAL REPORTING

In compliance with the provisions of Section 1.1 sec guidance on implementation of Section 60-63 of Investments and Securities act 2007, I hereby make the following statements regarding the Internal Control of Jaiz Bank Plc for the year ended 31 December 2024

I, **Haruna Musa Ph.D,** certify that:

a) I have reviewed this management assessment of Jaiz Bank Plc;

b) Based on my knowledge, this report does not contain any untrue statement of a material fact or omit to state a material fact necessary to make the statements made, in light of the circumstances under which such statements were made, not misleading with respect to the period covered by this report;

c) Based on my knowledge, the financial statements, and other financial information included in this report, fairly present in all material respects the financial condition, results of operations and cash flows of the company as of, and for, the periods presented in this report;

d) The company's other certifying officer(s) and I:

2) Have designed such internal controls and procedures, or caused such internal controls and procedures to be designed under our supervision, to ensure that material information relating to the company, and its consolidated subsidiaries, is made known to us by others within those entities, particularly during the period in which this report is being prepared;

3) Have designed such internal control system, or caused such internal control system to be designed under our supervision, to provide reasonable assurance regarding the reliability of financial reporting and the preparation of financial statements for external purposes in accordance with generally accepted accounting principles;

4) Have evaluated the effectiveness of the company's internal controls and procedures as of a date within 90 days prior to the report and presented in this report our conclusions about the effectiveness of the internal controls and procedures, as of the end of the period covered by this report based on such evaluation.

e) The company's other certifying officer(s) and I have disclosed, based on our most recent evaluation of internal control system, to the company's auditors and the audit committee of the company's board of directors (or persons performing the equivalent functions):

1) All significant deficiencies and material weaknesses in the design or operation of the internal control system which are reasonably likely to adversely affect the company's ability to record, process, summarize and report financial information; and

2) Any fraud, whether or not material, that involves management or other employees who have a significant role in the company's internal control system.

f) The company's other certifying officer(s) and I have identified, in the report whether or not there were significant changes in internal controls or other facts that could significantly affect internal controls subsequent to the date of their evaluation including any corrective actions with regard to significant deficiencies and material weaknesses.

Name: Haruna Musa Ph.D **Designation: Managing Director/CEO**

FRC No: FRC/2017/CIBN/00000016515 **Signature:** 

Date: 14th March 2025

CERTIFICATION OF MANAGEMENT'S ASSESSMENT ON INTERNAL CONTROL OVER FINANCIAL REPORTING

In compliance with the provisions of Section 1.1 SEC guidance on implementation of Section 60-63 of Investments and Securities act 2007,i hereby make the following statements regarding the Internal Control of Jaiz Bank Plc for the year ended 31 December 2024

I, **Oseni Kehinde Bello,** certify that:

a) I have reviewed this management assessment of Jaiz Bank Plc;

b) Based on my knowledge, this report does not contain any untrue statement of a material fact or omit to state a material fact necessary to make the statements made, in light of the circumstances under which such statements were made, not misleading with respect to the period covered by this report;

c) Based on my knowledge, the financial statements, and other financial information included in this report, fairly present in all material respects the financial condition, results of operations and cash flows of the company as of, and for, the periods presented in this report;

d) The company's other certifying officer(s) and I:

1) are responsible for establishing and maintaining internal controls;

2) Have designed such internal controls and procedures, or caused such internal controls and procedures to be designed under our supervision, to ensure that material information relating to the company, and its consolidated subsidiaries, is made known to us by others within those entities, particularly during the period in which this report is being prepared;

3) Have designed such internal control system, or caused such internal control system to be designed under our supervision, to provide reasonable assurance regarding the reliability of financial reporting and the preparation of financial statements for external purposes in accordance with generally accepted accounting principles;

4) Have evaluated the effectiveness of the company's internal controls and procedures as of a date within 90 days prior to the report and presented in this report our conclusions about the effectiveness of the internal controls and procedures, as of the end of the period covered by this report based on such evaluation.

e) The company's other certifying officer(s) and I have disclosed, based on our most recent evaluation of internal control system, to the company's auditors and the audit committee of the company's board of directors (or persons performing the equivalent functions):

1) All significant deficiencies and material weaknesses in the design or operation of the internal control system which are reasonably likely to adversely affect the company's ability to record, process, summarize and report financial information; and

2) Any fraud, whether or not material, that involves management or other employees who have a significant role in the company's internal control system.

f) The company's other certifying officer(s) and I have identified, in the report whether or not there were significant changes in internal controls or other facts that could significantly affect internal controls subsequent to the date of their evaluation including any corrective actions with regard to significant deficiencies and material weaknesses.

Name: Oseni K. Bello **Designation: Chief Financial Officer**

FRC No: FRC/2013/ICAN/00000002476 **Signature:** 

Date: 14th March 2025

Deloitte.

P.O. Box 965
Marina
Lagos
Nigeria

Deloitte & Touche
Civic Towers
Plot GA 1, Ozumba Mbadiwe Avenue
Victoria Island Lagos
Nigeria.

Tel: +234 (1) 904 1700
www.deloitte.com.ng

ASSURANCE REPORT OF INDEPENDENT AUDITOR'S REPORT

To the Shareholders of Jaiz Bank Plc

Assurance Report on management's assessment of controls over financial reporting

We have performed a limited assurance engagement in respect of the systems of internal control over financial reporting of Jaiz Bank Plc as of 31 December 2024, in accordance with the FRC Guidance on assurance engagement report on Internal Control over Financial Reporting and based on criteria established in the Internal Control —Integrated Framework (2013) issued by the Committee of Sponsoring Organizations of the Treadway Commission (COSO) ("the ICFR framework"), and the SEC Guidance on Management Report on Internal Control Over Financial Reporting. Jaiz Bank Plc's management is responsible for maintaining effective internal control over financial reporting and for assessing the effectiveness of internal control over financial reporting including the accompanying Management's Report on Internal Control Over Financial Reporting.

We have also audited, in accordance with the International Standards on Auditing, the financial statements of the Bank and our report dated 20 March 2025 expressed an unmodified opinion.

Limited Assurance Conclusion

Based on the procedures we have performed and the evidence that we have obtained, nothing has come to our attention that causes us to believe that the bank did not establish and maintain an effective system of internal control over financial reporting, as of the specified date, based on the SEC Guidance on Management Report on Internal Control Over Financial Reporting.

Definition of internal control over financial reporting

Internal control over financial reporting is a process designed by, or under the supervision of, the entity's principal executive and principal financial officers, or persons performing similar functions, and effected by the entity's board of directors, management, and other personnel to provide reasonable assurance regarding the reliability of financial reporting and the preparation of financial statements for external purposes in accordance with generally accepted accounting principles.

An entity's internal control over financial reporting includes those policies and procedures that:

I. Pertain to the maintenance of records that, in reasonable detail, accurately and fairly reflect the transactions and dispositions of the assets of the entity;

II. Provide reasonable assurance that transactions are recorded as necessary to permit preparation of financial statements in accordance with generally accepted accounting principles, and that receipts and expenditures of the entity are being made only in accordance with authorizations of management and directors of the entity; and

III. Provide reasonable assurance regarding prevention or timely detection of unauthorized acquisition, use, or disposition of the bank's assets that could have a material effect on the financial statements. Inherent limitations

Our procedures included the examination of historical evidence of the design and implementation of the bank's system of internal control over financial reporting for the year ended 31 December 2024. Because of its inherent limitations, internal control over financial reporting may not prevent or detect all misstatements. Also, projections of any evaluation of effectiveness to future periods are subject to the risk that controls may become inadequate because of changes in conditions, or that the degree of compliance with the policies or procedures may deteriorate.

Directors' and Management's Responsibilities

The Directors are responsible for ensuring the integrity of the entity's financial controls and reporting.

Management is responsible for establishing and maintaining a system of internal control over financial reporting that provides reasonable assurance regarding the reliability of financial reporting, and the preparation of financial statements for external purposes in accordance with the International Financial Reporting Standards (IFRS) and the ICFR framework.

Section 7(2f) of the Financial Reporting Act 2011 (As amended) further requires that management perform an assessment of internal controls, including information system controls. Management is responsible for maintaining evidential matters, including documentation, to provide reasonable support for its assessment of internal control over financial reporting.

Our Independence and Quality Control

We have complied with the independence and other ethical requirements of the Code of Ethics for Professional Accountants issued by the International Ethics Standards Board for Accountants, which is founded on fundamental principles of integrity, objectivity, professional competence and due care, confidentiality, and professional behavior.

The firm applies the International Standard on Quality Management 1, Quality Management for Firms that Perform Audits or Reviews of Financial Statements, or Other Assurance or Related Services Engagements which requires the firm to design, implement and operate a system of quality management including policies or procedures regarding compliance with ethical requirements, professional standards, and applicable legal and regulatory requirements.

Auditor's Responsibility and Approach

Our responsibility is to express a limited assurance opinion on the bank's internal control over financial reporting based on our Assurance engagement.

We performed our work in accordance with the FRC Guidance on Assurance Engagement Report on Internal Control over Financial Reporting and the International Standard on Assurance Engagements (ISAE) 3000, Assurance Engagements other than the Audits or Reviews of Historical Financial Information (ISAE 3000) revised.

Deloitte.

That Standard requires that we comply with ethical requirements and plan and perform the limited assurance engagement to obtain limited assurance on whether any matters come to our attention that causes us to believe that the bank did not establish and maintain an effective system of internal control over financial reporting in accordance with the ICFR framework.

That Guidance requires that we plan and perform the Assurance engagement and provide a limited assurance report on the entity's internal control over financial reporting based on our assurance engagement. The procedures performed in a limited assurance engagement vary in nature and timing from, and are less in extent than for, a reasonable assurance engagement. As a result, the level of assurance obtained in a limited assurance engagement is substantially lower than the assurance that would have been obtained had we performed a reasonable assurance engagement. Accordingly, we do not express a reasonable assurance opinion on whether the bank established and maintained an effective system of internal control over financial reporting.

As prescribed in the Guidance, the procedures we performed included obtaining an understanding of internal control over financial reporting, assessing the risk that a material weakness exists, and testing and evaluating the design and operating effectiveness of internal control based on the assessed risk. Our engagement also included performing such other procedures as we considered necessary in the circumstances.

We believe the procedures performed provides a basis for our report on the internal control put in place by management over financial reporting.





Deloitte & Touche (FRC/2022/COY/091021)
Chartered Accountants
Lagos, Nigeria
24 March 2025
Engagement Partner: Bolaji Saidi
FRC/2021/PRO/00000024025



We serve the best and it shows in every home we finance

Jaiz Home Finance (Ijara-wa-Iqtina) is built for professionals who expect more. With just 20% equity and up to 10 years repayment, we help you unlock premium living—ethically and effortlessly.

**Terms and conditions apply*

www.jaizbankplc.com

Jaiz Bank
...FOR A BETTER LIFE

04

Financial Statements

- Independent Auditor's Report
- Statement of Financial Position
- Statement of Profit & Other Comprehensive Income
- Statement of Charges in Equity
- Statement of Cash flows
- Statement of Sources and Uses of Qard Funds
- Statement of Sources and Uses of Charity Funds
- Notes to the Financial Statement

Deloitte.

P.O. Box 965
Marina
Lagos
Nigeria

Deloitte & Touche
Civic Towers
Plot GA 1, Ozumba Mbadiwe Avenue
Victoria Island Lagos
Nigeria.

Tel: +234 (1) 904 1700
www.deloitte.com.ng

INDEPENDENT AUDITOR'S REPORT
To the Shareholders of Jaiz Bank Plc

Opinion
We have audited the Financial Statements of Jaiz Bank Plc set out on pages 95 - 164 which comprise the statement of financial position as at 31 December 2024, the statement of profit or loss and other comprehensive income, the statement of changes in equity, the statement of cash flows for the period then ended and the notes to the financial statements, including a summary of material accounting policies.

In our opinion, the Financial Statements give a true and fair view of the financial position of Jaiz Bank Plc as at 31 December 2024, and its financial performance and cash flows for the year then ended in accordance with the International Financial Reporting Standards (IFRS) as issued by International Accounting Standards Board, the Accounting and Auditing Organization for Islamic Financial Institutions (AAOIFI), the requirements of Companies and Allied Matters Act, 2020 (CAMA), Banks and Other Financial Institutions Act Cap B3 LFN 2020 (BOFIA), the Financial Reporting Council of Nigeria (Amendment) Act, 2023 and relevant Central Bank of Nigeria Guideline and Circulars.

Basis for Opinion
We conducted our audit in accordance with International Standards on Auditing (ISAs). Our responsibilities under those standards are further described in the Auditor's Responsibilities for the Audit of the Financial statement section of our report. We are independent of the Bank in accordance with the requirements of the International Ethics Standards Board for Accountants' (IESBA), International Code of Ethics for Professional Accountants (including International Independence Standards) (IESBA code) and other independence requirements applicable to performing audits of Financial Statements in Nigeria. We have fulfilled our other ethical responsibilities in accordance with the IESBA Code and other ethical requirements that are relevant to our audit of Financial Statement in Nigeria.

We believe that the audit evidence we have obtained is sufficient and appropriate to provide a basis for our opinion.

Key Audit Matter
Key audit matter is the matter that, in our professional judgment, was of most significance in our audit of the financial statements of the current period.
This matter was addressed in the context of our audit of the financial statements as a whole, and in forming our opinion thereon, and we do not provide a separate opinion on this matter.
The key audit matter below relates to the audit of Jaiz Bank Plc's financial statements.

Key Audit Matter	How the matter was addressed in the audit
Impairment of carrying value of Islamic financing assets as per IFRS 9	
As disclosed in note 7 to the financial statements, in line with the provisions of IFRS 9, the Bank identifies, and measures loss allowances based on Expected Credit loss (ECL) model on the Islamic Financing Assets and inventory Financing Assets which are not measured at Fair Value Through Profit or Loss (FVTPL). The audit of the impairment of Islamic financing assets is a key area of focus because of its size (representing 25% of total assets) and due to the significance and complexity of the estimates and judgments, which were used in classifying Islamic financing assets into various stages and determining the estimated credit losses ("ECL"). Some of the key assumptions used are: - Assessment of significant increase in credit risk. - Calculation of lifetime probabilities of default (PD) as well as lifetime expected credit loss (ECL) - Loss given default (LGD) - Forward looking information macro-economic factors (e.g., unemployment rates, inflation rate etc.) Islamic Financing assets is assessed individually for the significant increase in credit risk (SICR) and measurement of ECL. This requires management to capture all qualitative and quantitative reasonable and supportable forward-looking information while assessing SICR, or while assessing credit-impaired criteria for the exposure. Management judgement may also be involved in manual staging override in accordance with the Bank's policies.	We obtained a detailed understanding of the Bank's Islamic financing assets business processes including the critical accounting estimates and judgments used. We have involved our subject matter experts to assist us in auditing the IFRS 9 ECL models as at 31 December 2024. We tested the design, implementation and operating effectiveness of the relevant controls which included testing: • System-based and manual controls over the timely recognition of impaired Islamic financing and investing assets; • Controls over the ECL calculation models; • Controls over collateral valuation estimates; • Controls over governance and approval process related to impairment provisions and ECL Models including continuous reassessment by the management. We understood and evaluated the theoretical soundness of the ECL model by involving our subject matter experts to ensure its compliance with the requirements of IFRS 9. We tested the mathematical integrity of the ECL model by performing recalculations. We assessed the consistency of various inputs and assumptions used by the Bank's management to determine impairment. For allowances against exposures classified as Stage 1 and Stage 2, we obtained an understanding of the Bank's methodology to determine the allowance, assessed the reasonableness of the underlying assumptions and the sufficiency of the data used by the management. We assessed the appropriateness of the Bank's determination of significant increase in credit risk and the resultant basis for classification of exposures into various stages. For samples of exposures, we checked the appropriateness of the Bank's staging.

The measurement of ECL amounts for exposures classified as Stage 1 and Stage 2 are carried out by the models with limited manual intervention, however, it is important that models (PD, LGD, EAD and macroeconomic adjustments) are valid throughout the reporting period and subject to validation process by an independent reviewer. The exposures are classified as impaired as soon as there is doubt about the borrower's ability to meet payment obligations to the Bank in accordance with the original contractual terms. Impaired Islamic financing assets are measured on the basis of the present value of expected future cash flows including observable market price or fair value of the collateral. The impairment loss is calculated based on the shortfall in the Islamic financing assets carrying value compared to the net present value of future cash flows using original effective profit rate. The factors considered when determining impairment losses on individually assessed accounts include the customer's aggregate borrowings, risk rating, value of the collateral and probability of successful repossession and the costs involved to recover the debts. In view of the aforementioned areas where judgement and significant estimates were made, we have accordingly, for the purposes of our audit, considered identification and measurement of impairment of Islamic financing as a key audit matter.	For forward looking assumptions used by the Bank's management in its ECL calculations, we held discussions with management and corroborated the assumptions using publicly available information. We selected samples of Islamic financing assets and assessed the accuracy of the Exposure at Default (EAD), appropriateness of the Probability of Default (PD) and calculations of the Loss Given Default (LGD) used by management in their ECL calculations. For exposures determined to be individually impaired, we tested samples of Islamic financing assets and examined management's estimate of future cash flows, assessed their reasonableness and assessed the resultant allowance calculations. Further, we challenged the estimates and assumptions used by management around the LGD calculation for individually impaired exposures by testing the enforceability and adequacy of valuation of underlying collaterals and estimated recovery on default. We also, assessed the accuracy of disclosures in the financial statements to determine if they were in compliance with the requirements of IFRSs. The assumptions and judgement applied by the Directors in assessing the required level of impairment of Islamic financingassets supports the related disclosures in note 35.

Emphasis of Matter

We draw attention to the fact that the entity's issued share capital is lower than the authorized share capital as at 31 December 2024. The Bank is currently undergoing the process to enable it to comply with the combined provisions of Section 124 of the Companies and Allied Matters Act 2020 and Paragraph 13 of the Companies Regulation 2021 which stipulate that issued and authorized share capital of an entity should be exactly the same amount. Refer to 18 (iii) to the financial statements for details.

Our opinion is not modified in respect of this matter

Other Information

The Directors are responsible for the other information. The other information comprises the Directors' Report as required by Companies and Allied Matters Act, 2020, Corporate Governance Report, the Statement of Director's Responsibilities, Corporate information, Bank's Secretary Report, Financial Highlight, Board Evaluation Report, the Audit committee's report, Advisory Council of Experts Report, Chief Executive Officer's Statement and the chairman's Statement which we obtained prior to the date of this auditor's Report and the Annual Report, which is expected to be made available to us after that date. The other information does not include the financial statements and our auditor's report thereon.

Our opinion on the Financial Statements does not cover the other information and we do not express any form of assurance conclusion thereon. In connection with our audit of the Financial Statements, our responsibility is to read the other information and, in doing so, consider whether the other information is materially inconsistent with the Financial Statements, or our knowledge obtained in the audit, or otherwise appears to be materially misstated.
If based on the work we have performed on the other information that we obtained prior to the date of this auditor's report, we conclude that there is a material misstatement of this other information, we are required to report that fact. We have nothing to report in this regard.

Responsibilities of the Directors for the Financial Statements

The Directors are responsible for the preparation and fair presentation of the Financial Statements that give a true and fair view in accordance with the International Financial Reporting Standards (IFRS) as issued by the International Accounting Standards Board, the Accounting and Auditing Organization for Islamic Financial Institutions (AAOIFI), the Companies and Allied Matters Act, 2020, Banks and Other Financial Institutions Act Cap B3 LFN 2020 and the Financial Reporting Council of Nigeria (Amendment) Act, 2023 and for such internal control as the directors determine is necessary to enable the preparation of Financial Statements that are free from material misstatement, whether due to fraud or error.

In preparing the Financial Statements, the directors are responsible for assessing the bank's ability to continue as a going concern, disclosing, as applicable, matters related to going concern and using the going concern basis of accounting unless the directors either intend to liquidate the bank or to cease operations, or have no realistic alternative but to do so.

Auditor's Responsibilities for the Audit of the Financial Statements

Our objectives are to obtain reasonable assurance about whether the financial statements as a whole are free from material misstatement, whether due to fraud or error, and to issue an auditor's report that includes our opinion. Reasonable assurance is a high level of assurance but is not a guarantee that an audit conducted in accordance with ISAs will always detect a material misstatement when it exists. Misstatements can arise from fraud or error and are considered material if, individually or in the aggregate, they could reasonably be expected to influence the economic decisions of users taken on the basis of these financial statements.

As part of an audit in accordance with ISAs, we exercise professional judgment and maintain professional skepticism throughout the audit. We also:

- Identify and assess the risks of material misstatement of the Financial Statements, whether due to fraud or error, design and perform audit procedures responsive to those risks, and obtain audit evidence that is sufficient and appropriate to provide a basis for our opinion. The risk of not detecting a material misstatement resulting from fraud is higher than for one resulting from error, as fraud may involve collusion, forgery, intentional omissions, misrepresentations, or the override of internal control.
- Obtain an understanding of internal control relevant to the audit in order to design audit procedures that are appropriate in the circumstances, but not for the purpose of expressing an opinion on the effectiveness of the bank's internal control.
- Evaluate the appropriateness of accounting policies used and the reasonableness of accounting estimates and related disclosures made by the directors.
- Conclude on the appropriateness of the directors' use of the going concern basis of accounting and basedon the audit evidence obtained, whether a material uncertainty exists related to events or conditions that may cast significant doubt on the bank's ability to continue as a going concern. If we conclude that a material uncertainty exists, we are required to draw attention in our auditor's report to the related disclosures in the Financial Statements or, if such disclosures are inadequate, to modify our opinion. Our conclusions are based on the audit evidence obtained up to the date of our auditor's report. However, future events or conditions may cause the bank to cease to continue as a going concern.
- Evaluate the overall presentation, structure, and content of the Financial Statements, including the disclosures, and whether the Financial Statements represent the underlying transactions and events in a manner that achieves fair presentation.

We communicate with those charged with governance regarding, among other matters, the planned scope and timing of the audit and significant audit findings, including any significant deficiencies in internal control that we identify during our audit.

We also provide those charged with governance with a statement that we have complied with relevant ethical requirements regarding independence, and to communicate with them all relationships and other matters that may reasonably be thought to bear on our independence, and where applicable, action taken to eliminate threats or safeguards applied.

From the matters communicated with those charged with governance, we determined the matter that was of most significance in the audit of the financial statements of the current year and is therefore the key audit matter. We describe the matter in our auditor's report unless law or regulation precludes public disclosure about the matter or when, in extremely rare circumstances, we determine that a matter should not be communicated in our report because the adverse consequences of doing so would reasonably be expected to outweigh the benefits derivable by the public from such communication.

We describe the matter in our auditor's report unless law or regulation precludes public disclosure about the matter or when, in extremely rare circumstances, we determine that a matter should not be communicated in our report because the adverse consequences of doing so would reasonably be expected to outweigh the benefits derivable by the public from such communication.

Report on Other Legal and Regulatory Requirements

- In accordance with the Fifth Schedule of the Companies and Allied Matters Act, 2020, we expressly state that:
  i. We have obtained all the information and explanation which to the best of our knowledge and belief were necessary for the purpose of our audit.
  ii. The Bank has kept proper books of account, so far as appears from our examination of those books.
  iii. The Bank's financial position and its statement of profit or loss and other comprehensive income are in agreement with the books of account and returns.
- In accordance with Circular BSD/1/2004 issued by the Central Bank of Nigeria, details of insider- related transactions are as disclosed in note 42.
- Returns on customers' complaints are disclosed in Note 41.2 to the financial statements in compliance with Central Bank of Nigeria circular PDR/DIR/CIR/01/20.
- In accordance with the requirements of the Financial Reporting Council of Nigeria, we performed a limited assurance engagement and reported on management's assessment of the entity's internal control over financial reporting as of 31 December 2024. The work performed was done in accordance with FRC Guidance on Assurance Engagement Report on Internal Control over Financial Reporting and based on the procedures we have performed, and the evidence obtained, we have issued an Unmodified conclusion in our report dated 1st July, 2025. That report is included on page 41 - 43 of the financial statements.

Contraventions

The bank contravened certain sections of the Central Bank of Nigeria Regulations, the Nigerian Stock Exchange Regulations, and the Securities & Exchange Commission during the year. The particulars thereof and penalties paid are as disclosed in Note 50 to the financial statements.



Deloitte & Touche (FRC/2022/COY/091021)
Chartered Accountants
Lagos, Nigeria
1st July, 2025
Engagement Partner: Bolaji Saidi
FRC/2021/PRO/00000024025



STATEMENT OF FINANCIAL POSITION

Assets	Notes	2024 N'000	2023 N'000
Cash and balances with Central Bank of Nigeria	3	238,764,980	173,369,052
Due from banks and other financial institutions	4a	142,401,137	31,048,883
Investment in Sukuk	5a	349,556,203	152,204,830
Interbank Mudarabah Placement	6	48,130,103	5,010,788
Financing Assets(net)	7	215,254,217	172,634,716
Inventory Financing(net)	8	58,340,129	27,479,555
Other assets	12	4,425,638	3,293,998
Property and Equipment (net)	9	20,165,312	11,987,164
Leasehold improvement (net)	10	108,756	59,139
Intangible assets (net)	11	673,262	599,963
Deferred tax asset	13c	2,927,243	2,442,970
Total assets		**1,080,746,982**	**580,131,058**
Liabilities			
Customer current deposits	14	493,599,402	224,463,962
Customers' investment account	15	411,188,555	242,107,237
Other funding	16	28,999,627	41,432,500
Other liabilities	17	73,900,759	32,207,119
Tax payable	13a	1,592,872	605,315
Total Liabilities		**1,009,281,215**	**540,816,133**
Owners' Equity			
Share capital	18	22,294,705	17,270,586
Share premium	19	6,372,565	1,348,446
Retained earnings	20	15,692,261	5,408,868
Risk regulatory reserve	21	8,607,256	5,007,534
Statutory reserve	22	15,757,285	8,712,010
Other reserve	23	2,741,694	1,567,482
Total Equity		**71,465,767**	**39,314,925**
Total Liabilities and Equity		**1,080,746,982**	**540,131,058**

The accompanying notes form an integral part of these financial statements. signed on behalf of the Board of Directors on, 14th March, 2025.



Mohammed Mustapha Bintube
Chairman
FRC/2018/PRO/00000018479



Haruna Musa Ph.D
Managing Director/CEO
FRC/2017/CIBN/000000016515



Oseni K. Bello
Chief Financial Officer
FRC/2013/ICAN/000000002476

STATEMENT OF PROFIT OR LOSS AND OTHER COMPREHENSIVE INCOME

	Notes	2024 N'000	2023 N'000
Gross Earnings		**82,874,821**	**47,237,208**
Income:			
Income from financing contracts	24	32,042,048	27,356,767
Income from investment activities	25	44,366,015	17,158,663
Gross income from financing & Investment transactions		**76,408,063**	**44,515,430**
Impairment (charges)	39 (c)	166,333	(4,320,033)
Net Income after provisions		**76,574,396**	**40,195,397**
Return to equity investment accountholder	28a	(21,285,829)	(11,100,025)
Bank's share as equity investor/ mudarib		**55,288,567**	**29,095,372**
Fee and Commission			
Fees and commission revenue	29a	6,020,522	2,805,240
Fees and commission expense	29b	(547,490)	(470,192)
Net fee and commission revenue		**5,473,032**	**2,335,047**
Other Income			
Other operating income	30	849,626	327,737
Unrealised exchange gain	31	144,099	58,992
Total Income		**61,755,324**	**31,817,149**
Expenses:			
Staff costs	32	13,759,018	9,258,140
Depreciation and amortisation	33	1,834,898	1,389,296
Other operating expenses	34i	21,716,533	10,116,118
Total expenses		**37,310,450**	**20,763,554**
Profit before tax		**24,444,875**	**11,053,595**
Income tax credit/(expense)	13	(960,624)	183,592
Profit for the period		**23,484,251**	**11,237,187**
Other Comprehensive income			
Total comprehensive income for the period		**23,484,251**	**11,237,187**
Earnings per share			
Earnings per share attribute to the equity holders of the Bank during the year (express in naira per share)			
Basic and diluted Earnings per share (kobo)	43	**66.38 kobo**	**32.53 kobo**

31 DECEMBER 2023

	Share Capital N'000	Share Premium N'000	Retained Earnings N'000	Risk Regulatory Reserve N'000	CBN (AGSMEIS) Reserve N'000	Other Comp income N'000	Statutory Reserve N'000	Total N'000
Balance at January 2023	17,270,586	1,348,446	2,284,961	2,554,328	893,310	112,313	5,340,854	29,804,798
Total comprehensive income for the year	-	-	11,237,187	-	-	-	-	11,237,187
Transfer to risk regulatory reserve			(2,453,206)	2,453,206	-	-	-	-
Transfer to statutory reserve		-	(3,371,156)	-	-	-	3,371,156	-
Transfer to AGSMEIS		-	(561,859)	-	561,859	-	-	-
Dividend Paid		-	(1,727,059)	-	-	-	-	(1,727,059)
At 31 December 2023	**17,270,586**	**1,348,446**	**5,408,868**	**5,007,534**	**1,455,169**	**112,313**	**8,712,010**	**39,314,925**

31 DECEMBER 2024

	Share Capital N'000	Share Premium N'000	Retained Earnings N'000	Risk Regulatory Reserve N'000	CBN (AGSMEIS) Reserve N'000	Other Comp income N'000	Statutory Reserve N'000	Total N'000
Balance at 1January 2024	17,270,586	1,348,446	5,408,868	5,007,534	1,455,169	112,313	8,712,010	39,314,925
Additions during the year	5,024,119	5,024,119		-	-	-	-	10,048,238
Total comprehensive income for the year	-	-	23,484,251	-	-	-	-	23,484,251
Transfer to risk regulatory reserve			(3,559,722)	3,559,722	-	-	-	-
Transfer to statutory reserve		-	(7,045,275)	-	-	-	7,045,275	-
Transfer to AGSMEIS		-	(1,174,213)	-	1,174,213	-	-	-
Dividend Paid		-	(1,381,647)	-	-	-	-	(1,381,647)
At 31 December 2024	**22,294,705**	**6,372,565**	**15,692,261**	**8,607,256**	**2,626,382**	**112,313**	**15,757,285**	**71,465,767**

Statutory Reserve

Nigerian banking regulations require Banks to make an annual appropriation to a stipulated to a statutory reserve. As stipulated by section 15(1) of the Financial Institutions Act of 2020, an appropriation of 30% of profit after tax is made if the statutory reserve is less than the paid up share capital and 15% of profit after tax if the statutory reserve is greater than the paid up capital.

Non Distributable Regulatory Reserve

This is a reserve created by comparing impairment of risk assets under IFRS and provisions for risk assets using CBN Prudential Guidelines. Where the impairment amount under IFRS is lower than the provisions amount under Prudential Guidelines, the IFRS impairment figure is used in the the account. However, the difference between the IFRS impairment and Prudential guidelines provisioning is charged to the retained earnings and transferred to a non distributable reserve.

STATEMENT OF CASH FLOWS

	2024 N'000	2023 N'000
Cash flows from operating activities		
Profit for the year	**23,484,251**	**11,237,187**
Adjustments for non - cash items:		
Depreciation	1,689,728	1,259,107
Amortisation of intangible asset	120,118	106,842
Amortisation of leasehold improvement	25,053	23,348
Amortisation of occupancy cost	602,789	482,297
Impairment on financing asset & other Asset	(166,333)	4,320,033
Income tax expense	960,624	(183,592)
Urealised exchange gain/(loss)	9,389,411	(9,507,757)
Net cash flows before changes in working capital	**36,105,640**	**7,737,464**
Working capital movement:		
Financing Asset	(41,777,778)	(38,235,443)
Inventory Financing	(30,860,574)	7,659,639
Other assets	(1,989,528)	(7,429,386)
Customer's current account	269,135,440	83,490,190
Customers investment account	169,081,319	91,464,570
Other funding	(12,432,873)	8,648,403
Other liabilities	41,476,757	6,743,535
Cash from/(used) in operations	**428,738,403**	**160,078,974**
Tax paid	(457,341)	(305,258)
Net cash provided by operating activities	**428,281,062**	**159,773,716**
Investing activities		
Investment in Sukuk	(197,698,880)	(70,805,246)
Investment Mudarabah Placement	(43,119,315)	(5,010,788)
Purchase of property, plant & equipment	(9,867,876)	(4,443,096)
Proceed from disposal of property, plant & equipment	-	158,806
Improvement on leasehold properties	(72,964)	(36,609)
Purchase of intangible assets	(195,122)	(82,131)
Net cash provided by/(used in) Investing activities	**(250,954,157)**	**80,219,063**
Financing activities		
Issue of Ordinary share & Share premium	10,048,238	-
Dividends paid to owners	(1,381,647)	(1,727,059)
Net cash provided by financing activities	**8,666,591**	**(1,727,059)**
Increase/(decrease) In cash and cash equivalents	185,883,495	77,827,590
Effect of Exchange rate changes on cash and cash equivalent	(9,245,312)	9,507,757
Cash and cash equivalents at beginning of year	204,417,935	117,082,588
Cash and cash equivalents At 31st December	**381,166,118**	**204,417,935**

Operating cash flows from profit on balances and deposits with CBN and other financial institutions, financing, customer financing, sukuk and customer deposits are as follows:

Profit received	**76,574,396**	**40,027,627**
Profit paid to depositors	**(21,285,829)**	**(11,100,025)**
Net Profit received/(paid)	**55,288,567**	**28,927,602**

STATEMENT OF SOURCES AND USES OF QARD FUND

	2024 N'000	2023 N'000
Opening balance 1 January	42,608	201,735
Granted to staff	2,941	13,324
Granted to customers	-	356,000
Total uses during the year	**45,549**	**571,058**
Repayments		
Staff repayment	10,825	13,880
Customer repayment	26,068	514,571
Total repayment	**36,883**	**528,451**
Net qard hassan	**8,666**	**42,608**
Impairment allowance	(1,314)	(5,061)
Balance at 31 December	**7,352**	**37,547**

The staff portion is made up of facilities granted to employees to buy the Bank's shares under 2012 Private Placement exercise and facilities taken over by the Bank from their previous employers. Staff under critical situations were also granted this type of facility. The amount granted to staff during the year was N2.94m (2023:N13.3m) while none was granted to customers in 2024 FY .The impairment charged under Qard Hassan is in line with the IFRS Accounting Standards.

STATEMENT OF SOURCES AND USES OF CHARITY FUNDS

	2024 N'000	2023 N'000
Sources of charity funds		
Balance 1 January	6,491	-
Non-permissible income during the year	841,676	19,403
Total sources of charity funds	**848,167**	**19,403**
Uses of charity Funds		
Transfer to Jaiz Fundations	-	-
Philanthropic activities	848,167	12,912
Total uses of charity funds	**848,167**	**12,912**
Balance at 31 December	**-**	**6,491**

This statement details the utilization of non-permissible income. During the year, the Bank allocated N848.17 million to philanthropic activities, primarily derived from non-permissible income generated in the 2024 financial year

NOTE ON THE FINANCIAL STATEMENTS

1. Reporting entity

Jaiz Bank Plc (the "Bank") is the first fully fledged non-interest financial institution in Nigeria. The Bank was granted a banking license to carry on the business of non interest banking and commenced operation on January 6th, 2012 with three branches in two states and the Federal Capital Territory. It was established as a private limited liability Company but was converted to a Public limited liability company in April 2016 and now trades its Stock on the Nigeria Exchange Bank .

The address of the Bank's registered office is Jaiz House, Plot 1073, J.S Tarka Street,Area 3, Garki Abuja, Nigeria. The Financial Statement of the Bank as at 31 December 2024, is only for the Bank as it has no subsidiary and/or Associate company. These audited financial statements were approved and authorized for issue by the Board of Directors on 14th March, 2025. The Directors have the power to amend and issue the financial statements.

2. Basis of preparation

The financial statements have been prepared in accordance with the requirements of IFRS Accounting Standards as issued by International Accounting standards Board (IASB).For matters that are peculiar to Islamic Banking and Finance, the Bank shall rely on the Statement of Financial Accounting ("SFA") and Financial Accounting Standards ("FAS") issued by the Accounting and Auditing Organization for Islamic Financial Institutions ("AAOIFI"), Standards issued by the Islamic Financial Services Board ("IFSB") and Circulars issued by the Central Bank of Nigeria ("CBN") shall also be of guidance.

2.1. Material Accounting Policies

The accounting policies set out below have been applied consistently to all periods presented in these financial statements .

a. Basis of measurement

The Bank's financial statements are to be prepared under the historical cost convention, and may be modified by their valuation of certain investment securities, property, plant and equipment. Financial statements are to be prepared mainly in accordance with the IFRS Accounting Standards issued by the International Accounting Standards Board ("IASB"). For matters that are peculiar to Islamic Banking and Finance, the Bank shall rely on the Statement of Financial Accounting ("SFA") and Financial Accounting Standards ("FAS") issued by the Accounting and Auditing Organization for Islamic Financial Institutions ("AAOIFI"), Standards issued by the Islamic Financial Services Board ("IFSB") and Circulars issued by the Central Bank of Nigeria ("CBN") shall also be of guidance, except for the following:

1. Financial assets measured at fair value through profit or loss.
2. Financial instruments measured at fair value through other comprehensive income.

b. Going Concern

The Bank's management shall be making assessment of the Bank's ability to continue as a going concern and where satisfied that the Bank has the resources to continue in business for the foreseeable future, shall form a judgment and prepare accounting information based on that premise. In any situation whereby the Board of Directors is aware of any material uncertainties that may cast significant doubt upon the Bank's ability to continue as a going concern such issues shall be disclosed in the annual report.

c. Functional and presentation currency

Items included in the financial statements are measured using the currency of the primary economic environment in which the entity operates ('the functional currency'). The consolidated financial statements are presented in Naira', which is the Bank's presentation currency which is further rounded up to the nearest thousand.

d. Use of estimates and judgments

The preparation of the financial statements in conformity with IFRS Accounting Standards requires management to make judgments, estimates and assumptions that affect the application of policies and reported amounts of assets and liabilities, income and expenses. The estimates and associated assumptions are based on historical experience and various other factors that are believed to be reasonable under the circumstances, the results of which form the basis of making the judgements about carrying values of assets and liabilities that are not readily apparent from other sources. Actual Results may differ from these estimates.

The estimates and underlying assumptions are reviewed on an ongoing basis. Revisions to accounting estimates are recognised in the period in which the estimate is revised and in any future periods affected.

e. Use of estimates and judgments

The accounting policies adopted are consistent with those of the previous financial period.

2.2. New and amended standards and interpretations

The accounting policies adopted are consistent with those of the previous financial period except as noted below which became effective for the year ended 31 December 2024.Adoption of the standard did not result in changes in the amounts previously recognised in the financial statements. However the standard affected disclosures of the Bank.

Standards and interpretations effective during the reporting period

Amendments to the following standard(s) became effective in the annual period starting from 1 January, 2024. The new reporting requirements as a result of the amendments and/or clarifications have been evaluated and their impact or otherwise are noted below:

- **Amendments to IAS 1 – Classification of Liabilities as Current or Non-current and Non-current Liabilities with Covenants**

In January 2020, the IASB issued amendment to IAS1 to specify the requirements for classifying liabilities as current or non-current. The amendments are effective for annual reporting periods beginning on or

after 1 January 2024 and must be applied retrospectively. The amendment clarify:

- What is meant by a right to defer settlement.
- That a right to defer must exist at the end of the reporting period.
- That classification is unaffected by the likelihood that an entity will exercise its deferral right.
- That only if an embedded derivative in a convertible liability is itself an equity instrument would the terms of a liability not impact its classification.

The amendment did not have any material impact on the Bank .

- **Amendments to IFRS 16 – Lease Liability in a Sale and Leaseback**

In September 2022, the Board issued Lease Liability in a Sale and Leaseback. The amendment to IFRS 16 specifies the requirements that a seller-lessee uses in measuring the lease liability arising in a sale and

leaseback transaction, to ensure the seller-lessee does not recognise any amount of the gain or loss that

relates to the right of use it retains. information an entity provides related to liabilities subject to these conditions.

iii. Amendment to IAS 7 and IFRS 7 - Supplier finance

These amendments require disclosures to enhance the transparency of supplier finance arrangements and their effects on an entity's liabilities, cash flows and

leaseback transaction, to ensure the seller-lessee does not recognise any amount of the gain or loss that relates to the right of use it retains.

However, the requirements do not prevent the seller-lessee from recognizing any gain or loss arising from the partial or full termination of a lease.
The amendment did not have any impact on the Bank , as there is no such transaction as Sale and Leaseback within the Bank or with external parties.

- **Amendments to IAS 7 & IFRS 7 – Supplier Finance Arrangements**

In May 2023, the Board issued amendments to IAS 7 Statement of Cash Flows and IFRS 7 Financial Instruments.The amendments clarify the characteristics of supplier finance arrangements. In these arrangements, one or more finance providers pay amounts an entity owes to its suppliers.The entity agrees to settle those amounts with the finance providers according to the terms and conditions of the arrangements, either at the same date or at a later date than that on which the finance providers pay the entity's suppliers.

The amendments require an entity to provide information about the impact of supplier finance arrangements on liabilities and cash flows, including terms and conditions of those arrangements, quantitative information on liabilities related to those arrangements as at the beginning and end of the reporting period and the type and effect of non-cash changes in the carrying amounts of those arrangements. The information on those arrangements is required to be aggregated unless the individual arrangements have dissimilar or unique terms and conditions.
The amendment does not have any material impact on the Bank.

a.Amendments to IAS 21 - Lack of Exchangeability (Effective January 1,2025):

This amendment clarifies the situation when a foreign currency transaction or operation is not exchangeable into another currency at a specified measurement date for a particular purpose.As per the explanation,a currency is considered exchangeable if it can be obtained, typically through a market or exchange mechanism, with a normal administrative delay. The amendment would likely apply to entities engaging in transactions with foreign currencies that have specific non-exchangeable characteristics.

Impact on the Bank:

The Bank does not appear to have any immediate or material exposure to such non-exchangeable foreign currencies or related transactions, so this amendment does not have a material impact.

b. IFRS 19 - Subsidiaries Without Public Accountability: Disclosures (Effective May 2024):

IFRS 19 allows eligible subsidiaries to apply reduced disclosure requirements while still following other IFRS recognition, measurement, and presentation standards.To qualify for these reduced disclosures, an entity must meet several conditions, including being a subsidiary without public accountability and having a parent that prepares consolidated financial statements complying with IFRS Accounting Standard.

Impact on the Bank:

The Bank is not an eligible entity under IFRS 19, as it does not meet the criteria for applying the reduced disclosure requirements.Therefore, this standard does not impact the Bank

c.Amendments to IFRS 9 & IFRS 7 - Classification and Measurement of Financial Instruments (Effective May 2024):

These amendments clarify several points related to the classification and measurement of financial instruments, including the derecognition of financial liabilities, the assessment of contractual cash flows for ESG-linked features, and the treatment of non-recourse assets and contractually linked instruments. There are also enhanced disclosure requirements in IFRS 7 for financial assets and liabilities tied to contingent events or ESG features.

Impact on the Bank:

The Bank plans to adopt the amendments when they become effective, which suggests that the amendments will impact the Bank's reporting and financial instruments but are not expected to have a material disruptive impact. The adoption is aligned with the Bank's future operational needs.

d. IFRS 18 - Presentation and Disclosures in Financial Statements (Effective January 1,2027):

IFRS 18 aims to improve the presentation and disclosure of financial statement information, focusing on aggregation, classification, and disaggregation. The standard sets out new requirements for presenting assets, liabilities, income, expenses,and cash flows with greater clarity.

Impact on the Bank:

The Bank plans to adopt IFRS 18 when it becomes effective, as the standard relates to its operations and will enhance its financial statement presentation and disclosures. However, the adoption is scheduled for a later date, and the impact will be more relevant as the effective date approaches.

SIGNIFICANT ACCOUNTING POLICIES(Contd)

a.Transactions in foreign currencies

The financial statements are presented in Nigerian Naira, which is the reporting currency in line with IAS21 (Effects of foreign exchange) Transactions in foreign currencies are recorded in the books at the rate of exchange ruling on the date of the transactions.
Monetary assets and liabilities denominated in foreign currencies are converted into Naira at the rate of exchange ruling at the balance sheet date. Gains and losses on conversion are reported the income statement.
Non-monetary items that are measured in terms of historical cost in a foreign currency are translated into Naira using the exchange rates as at the dates of the initial recognition. Nonmonetary items measured at fair value in a foreign currency are translated into Naira using the exchange rates at the date when the fair value is determined. Exchange gains and losses on nonmonetary items classified as "fair value through statement of income" are taken to the income statement and for items classified at "fair value through equity" such differences are taken to the statement of comprehensive income.

b. Cash and cash equivalents

* Cash in hand
* Balance held with Central Bank of Nigeria
* Balance with banks in Nigeria and outside Nigeria
* Demand deposit denominated in Naira and other foreign currencies

Cash equivalents are short term, highly liquid instruments which are readily convertible into cash, whether in local or foreign currencies; and so near to their maturity dates with original maturities of three months or less as it present insignificant risk of changes in value as a result of changes in
profits rates.

b. Cash and cash equivalents

- Cash in hand
- Balance held with Central Bank of Nigeria
- Balance with banks in Nigeria and outside Nigeria
- Demand deposit denominated in Naira and other foreign currencies

Cash equivalents are short term, highly liquid instruments which are readily convertible into cash, whether in local or foreign currencies; and so near to their maturity dates as to present insignificant risk of changes in value as a result of changes in profits rates.

c. Financial instrument

I. Initial recognition and measurement

Financial assets and liabilities, with the exception of financing to customers, deposits to customers and banks, are initially recognised on the trade date, i.e., the date that the Bank becomes a party to the contractual provisions of the instrument. Financing from customers are recognised when assets purchased are transferred to the customers.The Bank recognises deposits from customers and banks when funds are received.

ii. Classification and measurement

Financial asset or liability are measured initially at fair value plus or minus, for an item not at fair value through profit or loss, direct and incremental transaction costs that are directly attributable to its acquisition or issue.Transaction costs of financial assets and liabilities carried at fair value through profit or loss are expensed in income statement at initial recognition

Financial assets are classified into one of the following measurement categories:

- those to be measured at amortised cost.
- those to be measured at fair value through other comprehensive income
- those to be measured at fair value through profit or loss.

The classification depends on the Bank's business model (i.e. business model test) for managing financial assets and the contractual terms of the financial assets cash flows (i.e. solely payments of principal and return - SPPI test).

Debt instruments
Amortised cost

A financial asset is measured at amortised cost if it meets both of the following conditions and is not designated as at FVTPL.

a.The asset is held within a business model whose objective is to hold assets to collect contractual cash flows; and

b.The contractual terms of the financial asset give rise on specified dates to cash flows that are solely payments of principal and return on the principal amount outstanding.The gain or loss on a debt investment that is subsequently measured at amortised cost and is not part of a hedging relationship is recognised in income statement when the asset.

c. is derecognised or impaired. Returns from these financial assets is determined using the effective rate of return (ERR) method and reported in income statement as 'income'.

The amortised cost of a financial instrument is defined as the amount at which it was measured at initial recognition minus principal repayments, plus or minus the cumulative amortisation using the 'effective rate of return method' of any difference between that initial amount and the maturity amount, and minus any loss allowance.The effective rate of return method is a method of calculating the amortised cost of a financial instrument (or Bank of instruments) and of allocating the income or expense over the relevant period.The effective rate of return (ERR) is the rate that exactly discounts estimated future cash payments or receipts over the expected life of the instrument or, when appropriate, a shorter period, to the instrument's net carrying amount.

Business model assessment

The Bank makes an assessment of the objective of a business model in which an asset is held at a portfolio level because this best reflects the way the business is managed and information is provided to management. The information considered includes:

The stated policies and objectives for the portfolio and the operation of those policies in practice. In particular, whether management's strategy focuses on earning contractual return revenue, maintaining a particular return rate profile, matching the duration of the financial assets to the duration of the liabilities that are funding those assets or realising cash flows through the sale of the assets;

- How the performance of the portfolio is evaluated and reported to management;
- The risks that affects the performance of the business model (and the financial assets held within that business model) and how those risks are managed;
- How managers of the business are compensated e.g. whether compensation is based on the fair value of the assets managed or the contractual cash flows collected; and
- The frequency, volume and timing of sales in prior periods, the reasons for such sales and its expectations about future sales activity. However, information about sales activity is not considered in isolation, but as part of an overall assessment of how the Bank's stated objective for managing the financial assets is achieved and how cash flows are realised

vi. The business model assessment is based on reasonably expected scenarios without taking 'worst case' or 'stress case' scenarios into account. If cash flows after initial recognition are realised in a way that is different from the Bank's original expectations, the Bank does not change the classification of the remaining financial assets held in that business model, but incorporates such information when assessing newly originated or newly purchased financial assets going forward.

Assessment of whether contractual cash flows are solely payments of principal and return.

The Bank assesses the contractual terms of financial to identify whether they meet the SPPI test.

Principal' for the purpose of this test is defined as the fair value of the financial asset at initial recognition and may change over the life of the financial asset (for example, if there are repayments of principal or amortization of the premium/discount).'Return' includes consideration for the time value of money and for the credit risk associated with the principal amount outstanding during a particular period of time and for other basic lending risks and costs (e.g. liquidity risk and administrative costs), as well as profit margin.

The most significant elements of return within a lending arrangement are typically the consideration for the time value of money and credit risk.To make the SPPI assessment, the Bank applies judgement and considers relevant factors such as the currency in which the financial asset is denominated, and the period for which the return rate is set.

Financial liabilities

The Bank's holding in financial liabilities is in financial liabilities at fair value through profit or loss and financial liabilities at amortised cost. Financial liabilities are derecognised when the obligation under the liability is discharged or cancelled or expires.When an existing financial liability is replaced by another from the same lender on substantially different terms, or the terms of an existing liability are substantially modified, such an exchange or modification is treated as the derecognition of the original liability and the recognition of a new liability. The difference in the respective carrying amounts is recognised in income statement. derecognition of the original liability and the recognition of a new liability.The difference in the respective carrying amounts is recognised in income statement.

i. Financial liabilities at fair value through profit or loss

Financial liabilities at fair value through profit or loss are financial liabilities held for trading. A financial liability is classified as held for trading if it is acquired or incurred principally for the purpose of selling or repurchasing it in the near term or if it is part of a portfolio of identified financial instruments that are managed together and for which there is evidence of a recent actual pattern of short-term profit-taking. Derivatives are also categorised as held for trading unless they are designated and effective as hedging instruments. Financial liabilities held for trading also include obligations to deliver financial assets borrowed by the Bank.

Gains and losses arising from changes in fair value of financial liabilities classified as held for trading are included in the income statement and are reported as 'Net gains/(losses) on financial instruments classified as held for trading'. Return expenses on financial liabilities held for trading are included in 'Net income'.

ii. Financial liabilities at amortised cost

Financial liabilities that are not classified at fair value through profit or loss fall into this category and are measured at amortised cost. Financial liabilities measured at amortised cost are deposits from banks or customers, debt securities in issue for which the fair value option is not applied, convertible bonds and subordinated debts.

Modifications of financial assets and financial liabilities

i. Financial assets

When the terms of a financial asset are modified, the Bank evaluates whether the cash flows of the modified asset are substantially different. If the cash flows are substantially different, then the contractual rights to cash flows from the original financial asset are deemed to have expired. In this case, the original financial asset is derecognised and a new financial asset is recognised at fair value. Any difference between the amortised cost and the present value of the estimated future cash flows of the modified asset or consideration received on derecognition is recorded as a separate line item in income statements as 'gains and losses arising from the derecognition of financial assets measured at amortised cost'.

If the cash flows of the modified asset carried at amortised cost are not substantially different, then the modification does not result in derecognition of the financial asset. In this case, the Bank recalculates the gross carrying amount of the financial asset as the present value of the renegotiated or modified contractual cash flows that are discounted at the financial asset's original effective rate of return (or credit-adjusted effective rate of return for purchased or originated credit-impaired financial assets). The amount arising from adjusting the gross carrying amount is recognised as a modification gain or loss in income statement as part of impairment charge for the year.

ii Financial liabilities

The Bank derecognises a financial liability when its terms are modified and the cash flows of the modified liability are substantially different. This occurs when the discounted present value of the cash flows under the new terms, including any fees paid net of any fees received and discounted using the original effective rate of return, is at least 10 per cent different from the discounted present value of the remaining cash flows of the original financial liability. In this case, a new financial liability based on the modified terms is recognised at fair value. The difference between the carrying amount of the financial liability extinguished and the new financial liability with modified terms is recognised in income statement. If an exchange of debt instruments or modification of terms is accounted for as an extinguishment, any costs or fees incurred are recognised as part of the gain or loss on the extinguishment. If the exchange or modification is not accounted for as an extinguishment (i.e. the modified liability is not substantially different), any costs or fees incurred adjust the carrying amount of the liability and are amortised over the remaining term of the modified liability.

Offsetting of financial instruments

Financial assets and financial liabilities are only offset and the net amount reported in the consolidated statement of financial position when there is a legally enforceable right and under Sharia'a framework to set off the recognized amounts and the Bank intends to either settle on a net basis, or to realize the asset and settle the liability simultaneously.

Impairment of financial assets

The Bank recognizes allowance for ECL (expected credit losses) for all risk asset and other debt financial assets not held at FVPL (fair value through profit or loss), together with commitments and financial guarantee contracts, in this section all referred to as 'financial instruments'. Equity instruments are not subject to impairment under IFRS 9.

The ECL allowance is based on the credit losses expected to arise over the life of the asset (the lifetime expected credit loss or LTECL), unless there has been no significant increase in credit risk since origination, in which case, the allowance is based on the 12mECL (12 months' expected credit loss)

The 12m ECL is the portion of LTECLs (lifetime expected credit loss) that represent the ECLs that result from default events on a financial instrument that are possible within the 12months after the reporting date. Both LTECLs and 12mECLs are calculated on either an individual basis or a collective basis, depending on the nature of the underlying portfolio of financial instruments.

Loss allowances for accounts receivable are always measured at an amount equal to lifetime ECL.

The Bank has established a policy to perform an assessment, at the end of each reporting period, of whether a financial instrument's credit risk has increased significantly since initial recognition, by considering the change in the risk of default occurring over the remaining life of the financial instrument.

Based on the above process, the Bank Banks its financing facilities into Stage 1, Stage 2, Stage 3 and POCI, as described below:

Stage 1: When risk asset are first recognised, the Bank recognises an allowance based on 12mECLs. Stage 1 risk asset also include facilities where the credit risk has improved and the risk asset has been reclassified from Stage 2.

Stage 2: When a risk asset has shown a significant increase in credit risk since origination, the

Bank records an allowance for the LTECLs. Stage 2 risk asset also include facilities, where the credit risk has improved and the risk asset has been reclassified from Stage 3. risk asset also include facilities, where the credit risk has improved and the risk asset has been reclassified from Stage 3.

Stage 3: risk asset considered credit-impaired. The Bank records an allowance for the LTECLs

POCI: Purchased or Originated Credit Impaired (POCI) assets are financial assets that are credit impaired on initial recognition. POCI assets are recorded at fair value at original recognition and return is subsequently recognised based on a credit-adjusted ERR. ECLs are only recognised or released to the extent that there is a subsequent change in the expected credit losses.

If, in a subsequent period, credit quality improves and reverses any previously assessed significant increase in credit risk since origination, depending on the stage of the lifetime 2 or stage 3 of the ECL bucket, the Bank would continue to monitor such financial

Bank records an allowance for the LTECLs. Stage 2 risk asset also include facilities, where the credit risk has improved and the risk asset has been reclassified from Stage 3.

Stage 3: risk asset considered credit-impaired. The Bank records an allowance for the LTECLs. A lifetime ECL is calculated for financial assets that are assessed to be credit impaired. The following criteria are used in determining whether the financial asset is impaired:

- default.
- significant financial difficulty of borrower and/or modification.
- probability of bankruptcy or financial reorganisation.
- disappearance of an active market due to financial difficulties.

POCI: Purchased or originated credit impaired (POCI) assets are financial assets that are credit impaired on initial recognition. POCI assets are recorded at fair value at original recognition and return is subsequently recognised based on a credit-adjusted ERR. ECLs are only recognised or released to the extent that there is a subsequent change in the expected credit losses.

If, in a subsequent period, credit quality improves and reverses any previously assessed significant increase in credit risk since origination, depending on the stage of the lifetime 2 or stage 3 of the ECL bucket, the Bank would continue to monitor such financial assets for a probationary period of 90 days to confirm if the risk of default has decreased sufficiently before upgrading such exposure from Lifetime ECL (Stage 2) to 12months ECL (Stage 1). In addition to the 90 days probationary period above, the Bank also observes a further probationary period of 90 days to upgrade from Stage 3 to 2. This means a probationary period of 180 days will be observed before upgrading financial assets from Lifetime ECL (Stage 3) to 12months ECL (Stage 1).

For financial assets for which the Bank has no reasonable expectations of recovering either the entire outstanding amount, or a proportion thereof, the gross carrying amount of the financial asset is reduced. This is considered a (partial) derecognition of the financial asset.

Measurement of Expected credit losses (ECL)

The Bank calculates ECLs based on probability-weighted scenarios to measure the expected cash shortfalls, discounted at an approximation to the expected profit rate. A cash shortfall is the difference between the cash flows that are due to an entity in accordance with the contract and the cash flows that the entity expects to receive.

The mechanics of the ECL calculations are outlined below and the key elements are, as follows:

- **PD:** The Probability of Default is an estimate of the likelihood of default over a given time horizon. A default may only happen at a certain time over the assessed period, if the facility has not been previously derecognised and is still in the portfolio.
- **EAD:** The Exposure at Default is an estimate of the exposure at a future default date, taking into account expected changes in the exposure after the reporting date, including repayments of principal and return, whether scheduled by contract or otherwise, expected draw downs on.
- **LGD:** The Loss Given Default is an estimate of the loss arising in the case where a default occurs at a given time. It is based on the difference between the contractual cash flows due and those that the lender would expect to receive, including from the realisation of any collateral. It is usually expressed as a percentage of the EAD. expressed as a percentage of the EAD.

When estimating the ECLs, the Bank considers three scenarios (a base case, an upside and downside). Each of these is associated with different PDs, EADs and LGDs. When relevant, the assessment of multiple scenarios also incorporates how defaulted risk asset are expected to be recovered, including the probability that the risk asset will cure and the value of collateral or the amount that might be received for selling the asset. Impairment losses and releases are accounted for and disclosed separately from modification losses or gains that are accounted for as an adjustment of the financial asset's gross carrying value.

To estimate the expected credit loss (ECL) for off-balance sheet exposures, the Credit Conversion Factor (CCF) is used. CCF represents the proportion of any undrawn exposure that is expected to be drawn before a default event. It helps convert an off-balance sheet exposure into its credit equivalent exposure. In calculating CCF, the Bank takes into account its account monitoring practices, payment processing policies, and its ability to prevent further drawings when credit risk increases. The CCF is applied to off-balance sheet exposures to determine the Exposure at Default (EAD), and then the ECL impairment model is used on the EAD to calculate the expected credit loss on those exposures.

Financing commitments and letters of credit: When estimating LTECLs for undrawn financing in cash flows if the financing is drawn down, based on a probability-weighting of the four scenarios commitments, the Bank estimates the expected portion of the financing commitment that will be drawn down over its expected life. The ECL is then based on the present value of the expected shortfalls. The expected cash shortfalls are discounted at an approximation to the expected EIR on the financing.

Impairment losses and releases are accounted for and disclosed separately from modification losses or gains that are accounted for as an adjustment of the financial asset's gross carrying value.

Assessment Of Significant Increase In Credit Risk

Assessing significant increases in credit risk (SICR) requires careful judgment. The Bank uses 'backstop' indicators, with the presumption that an instrument's credit risk has increased significantly if payments are more than 30 days overdue. This presumption can be rebutted if there is evidence that credit risk has not increased significantly since initial recognition.

Exceptions to the 30-day rule include:

a) Disputes between the Bank and obligor not exceeding 90 days.

b) Insignificant outstanding amounts compared to the total due.

Assessments of SICR are performed at least monthly and at the instrument level. If credit risk is determined to have increased significantly, the asset will move from Stage 1 to Stage 2. After SICR subsides, assets may revert to Stage 1 or Stage 2, based on specified probationary periods:

Forward looking information

The measurement of expected credit losses for each stage and the assessment of significant increase in credit risk will consider information about past events and current conditions as well as reasonable and supportable projections of future events and economic conditions.

GDP growth

- Unemployment rates
- Exchange rate
- House price indices
- Inflation
- Crude Oil prices

The PD, LGD and EAD inputs to be used in estimating Stage 1 and Stage 2 credit loss allowances are modelled based on the macroeconomic variables (or changes in macroeconomic variables) that are most closely correlated with credit losses in the relevant portfolio. Each macroeconomic scenario used in the expected credit loss calculation includes a projection of all relevant macroeconomic variables applying scenario weights. Macroeconomic variables used in the expected credit loss models include GDP growth rate, foreign exchange rates, inflation rate, crude oil prices and population growth rate.

The estimation of expected credit losses in Stage 1 and Stage 2 is a discounted probability-weighted estimate that considers a minimum of three future macroeconomic scenarios. The base case scenario is based on macroeconomic forecasts published by relevant government agencies. Upside and downside scenarios vary relative to our base case scenario based on reasonably possible alternative macroeconomic conditions. Additional and more severe downside scenarios are designed to capture material non-linearity of potential credit losses in portfolios. Scenario design, including the identification of additional downside scenarios, occurs at least on an annual basis and more frequently if conditions warrant.

The assessment of significant increases in credit risk is based on changes in probability-weighted forward-looking lifetime PD as at the reporting date, using the same macroeconomic scenarios as the calculation of expected credit losses.

In its ECL models, the Bank relies on a broad range of forward looking information as economic inputs, such as:

- GDP growth
- Unemployment rates
- Exchange rate
- House price indices
- Inflation
- Crude Oil prices

To evaluate a range of possible outcomes, the bank formulates three scenarios: a base case, an upward and a downward scenario. The inputs and models used for calculating ECLs may not always capture all characteristics of the market at the date of the financial statements. To reflect this, qualitative adjustments or overlays are occasionally made as temporary adjustments when such differences are significantly material.

Definition of default and credit impaired financial assets

The Bank considers a financial asset to be in default when:

- it is established that due to financial or non-financial reasons the borrower is unlikely to pay its credit obligations to the Bank in full without recourse by the Bank to actions such as realising security (if any is held);
- the borrower is past due 90 days or more on any material credit obligation to the Bank.

In assessing whether a borrower is in default, the Bank considers indicators that are

- qualitative - e.g. material breaches of covenant;
- quantitative- e.g. overdue status and non-payment on another obligation of the same customer/customer Bank to the Banks; and based on data developed internally and obtained from external sources.
- Disappearance of an active market for a security because of financial difficulties.
- Others include death, insolvency, breach of covenants, etc.

Inputs into the assessment of whether a financing exposure is in default and their significance may vary over time to reflect changes in circumstances.

Renegotiated financing facilities

Where possible, the Bank seeks to restructure financing facilities rather than to take possession of collateral. This may involve extending the payment arrangements and the agreement of new conditions. Management continually reviews renegotiated facilities to ensure that all future payments are highly expected to occur. When the terms of a financial asset are renegotiated or modified or an existing financial asset is replaced with a new one due to financial difficulties of the finance customer, then an assessment is made of whether the financial asset should be derecognized and ECL are measured as follows:

- If the expected restructuring will not result in derecognition of the exiting asset, then the expected cash flows arising from the modified financial asset are included in calculating the cash shortfalls from the existing asset.
- If the expected restructuring will result in derecognition of the existing asset, then the expected fair value of the new asset is treated as the final cash flow from the existing financial asset at the time of its derecognition.

Rebuttal Process

The rebuttal process allows the Bank to challenge automated staging classifications, particularly when an account breaches the 30 or 90 days past due criteria (Stage 2 or Stage 3, respectively). Rebuttals are only considered when there is strong, reasonable, and supportable evidence that the credit risk increase does not reflect the customer's actual financial condition.

Criteria for Rebuttal

The presumption of a significant increase in credit risk (SICR) or default can be rebutted under specific conditions, including:

- Temporary Payment Delays: Payment delays due to administrative issues or cashflow timing that not indicative of credit deterioration.
- Strong Financial Position: Customers with solid financial statements or assets demonstrating continued repayment capacity.
- External Factors: Non-credit-related disruptions (e.g., technical or operational issues) beyond the customer's control.
- Collateral Improvements: Additional or improved collateral that lowers the Bank's risk exposure.
- Others: Material information not explicitly mentioned above.

However, for a rebuttal to be granted, there are basic steps that must be met.

When an account breaches the 30 days past due criteria for SICR (Significant Increase in Credit Risk) or the 90 days past due criteria for default, and is transferred to Stage 2 (SICR) or Stage 3 (default), the presumption of the transfer can be rebutted under the following process:

Initiation by Relationship Manager (RM):

The RM identifies a potential rebuttal case and collects relevant evidence, such as updated financials or customer interaction notes, to support the rebuttal. This evidence is then submitted to the Divisional Head for review.

Renegotiated financing facilities

Where possible, the Bank seeks to restructure financing facilities rather than to take possession of collateral.

This may involve extending the payment arrangements and the agreement of new conditions. Management continually reviews renegotiated facilities to ensure that all future payments are highly expected to occur. When the terms of a financial asset are renegotiated or modified or an existing financial asset is replaced with a new one due to financial difficulties of the finance customer, then an assessment is made of whether the financial asset should be derecognized and ECL are measured as follows:

- If the expected restructuring will not result in derecognition of the exiting asset, then the expected cash flows arising from the modified financial asset are included in calculating the cash

Divisional Head Review:

The Divisional Head evaluates the evidence provided by the RM. If the evidence is deemed satisfactory, the Divisional Head escalates the rebuttal to the Credit Risk Management team and the Chief Risk Officer (CRO) for further assessment.

Credit RiskTeam Evaluation:

The Credit Risk team reviews the submitted evidence, considering factors like financial history, collateral, and external influences. Based on this review, they present the case to the CriticizedAsset Committee (CAC).

Criticized Asset Committee (CAC):

The RM and CRO present the rebuttal to the CAC, which reviews the case and recommends approval or rejection to the Managing Director/Chief Executive Officer (MD/CEO).

Final Reclassification:

If the rebuttal is approved by the MD/CEO, the account is reclassified back to its prior stage. If the rebuttal is rejected, the account remains in its current stage unless new, relevant evidence is provided.

This process allows for the reconsideration of the stage reclassification based on new evidence that suggests the account may not warrant such a transfer.

Presentation of allowance for ECL in the statement of financial position.

Financing allowances for ECL are presented in the statement of financial position as follows:

- Financial assets measured at amortised cost: as a deduction from the gross carrying amount of the assets;
- financing commitments and financial guarantee contracts: generally, as a provision;
- Where a financial instrument includes both a drawn and an undrawn component, and the Bank cannot identify the

ECL on the financing commitment component separately from those on the drawn component: the Bank presents a combined loss allowance for both components. The combined amount is presented as a deduction from the gross carrying amount of the drawn component. Any excess of the loss allowance over the gross amount of the drawn component is presented as a provision; and

- Debt instruments measured at FVOCI: no loss allowance is recognised in the statement of financial position because the carrying amount of these assets is their fair value. However, the loss allowance is disclosed and is recognised in the fair value reserve.

Collateral valuation

To mitigate its credit risks on financial assets, the Bank seeks to use collateral, where possible. The collateral comes in various forms, such as cash, securities, letters of credit/guarantees, real estate, receivables, inventories, other non-financial assets and credit enhancements such as netting agreements. The Bank's accounting policy for collateral assigned to it through its lending arrangements under IFRS 9 is the same is it was under IAS 39. Collateral, unless repossessed, is not recorded on the Bank's statement of financial position.

However, the fair value of collateral affects the calculation of ECLs. It is generally assessed, at a minimum, at inception and re-assessed on a quarterly basis. However, some collateral, for example, cash or securities relating to margining requirements, is valued daily.

To the extent possible, the Bank uses active market data for valuing financial assets held as collateral. Other financial assets which do not have readily determinable market values are valued using models. Non-financial collateral, such as real estate, is valued based on data provided by third parties such as mortgage brokers, or based on housing price indices.

Write-off

The Bank has in place Board approved policy that guides write-off of facilities. The Bank will write off financial assets (and any related allowances for impairment losses) when the Criticized Asset Committee(CAC) determines that the assets are uncollectible. In determining financial assets to write off, CAC considers amongst others:

- The occurrence of significant changes in the obliger/issuer's financial position such that the obligor/issuer can no longer pay the obligation;
- That proceeds from the collateral will not be sufficient to pay back the entire exposure.
- The Prudential Guidelines (Section 3.21) d. The Bank's Investment Policy.

Every effort will be made to recover a debt owed to the Bank before it is considered for write off. This includes all the processes prescribed in the ERM policies from collection by the relationship officer once a facility is due, to employing recovery agents, and litigation for those considered to be in terminal default. The BOD is responsible for delegating limits and authority to write off. This limit may be delegated at the discretion of the Board. The BOD is responsible for defining and delegating the approval limits for all balances that meet the criteria to be written off. The following delegated limits applies to the concerned Board and Management committees:

- Recovery cost is expected to be higher than the outstanding debt
- Amount obtained from realisation of credit collateral security leaves a balance of the debt.
- It is reasonably determined that no further recovery on the facility is possible.

All credit facility write-offs require endorsement by the Management Credit and Board Credit Committee, as defined by the Bank. Credit write-off approval is documented in writing and properly initiated by the Management Credit and Board Credit Committee.

S/N	Board/Management	Delegation
1	Crystalized Assets Committee	Five Million (N5,000,000:00) and Below
2	Board Risk Committee	Above N5Million(N5,000,000:00-N50Million (N50,000,000:00)
3	Board of Directors	Above N50 Million (N50,000,000:00), subject to any regulatory limit.

d. Property plant and equipment

The bank recognizes items of property, plant and equipment at the time the cost is incurred. They are stated at historical cost less accumulated depreciation and accumulated impairment losses. Subsequent costs are included in the asset's carrying amount or are recognized as a separate asset, as appropriate, only when it is probable that future economic benefits associated with the asset will flow to the Bank and the cost of the asset can be measured reliably. All other repairs and maintenance are charged to the income statement during the financial year in which they are incurred.

Leasehold improvement over the expected life of the lease

Property, plant and equipment is derecognised on disposal or when no future economic benefits are expected from it use. Gain and losses are recognised in the income statement.

Depreciation is charged when the assets are available for use irrespective of whether they are put to use.

Assets that are subject to depreciation are reviewed for impairment whenever events or changes in circumstances indicate that the carrying amount may not be recoverable. An asset's carrying amount is written down immediately to its

Construction cost in respect of offices is carried at cost as work in progress. On completion of construction, the related amounts are transferred to the appropriate category of fixed assets. Payments in advance for items of fixed assets are included as Prepayments in Other Assets and upon delivery are reclassified as additions in the appropriate category of property and equipment.

Depreciation

Depreciation is to be provided on a straight-line basis to write off the cost of asset over their estimated useful live. The annual rate which should be applied consistently over time are as follows:

Motor vehicle (5 years)
Furniture and fittings (5 years)
Equipment (5 years)
Computer Equipment - General (3 years)
Computer Equipment - Special (5 years)
Computer Software (10 years)
Freehold Buildings (50 years)
Leasehold improvementover the expected life of the lease.

Property, plant and equipment is derecognised on disposal or when no future economic benefits are expected from it use. Gain and losses are recognised in the income statement.

Depreciation is charged when the assets are available for use irrespective of whether they are put to use.

Assets that are subject to depreciation are reviewed for impairment whenever events or changes in circumstances indicate that the carrying amount may not be recoverable. An asset's carrying amount is written down immediately to its recoverable amount if the asset's carrying amount is greater than its estimated recoverable amount. The recoverable amount is the higher of the asset's fair value less costs to sell and value in use.

Gains and losses on disposal are determined by comparing proceeds with carrying amount. These are included in the statement of income for the year.

e. Intangible assets

Intangible assets acquired separately are measured on initial recognition at cost. The cost of intangible assets acquired in a business combination is their fair value at the date of acquisition. Following initial recognition, intangible assets are carried at cost less any accumulated amortisation and accumulated impairment losses. The useful lives of intangible assets are assessed as either finite or indefinite.

Intangible assets with finite lives are amortised over the useful economic life and assessed for impairment whenever there is an indication that the intangible asset may be impaired.

The amortisation period and the amortisation method for an intangible asset with a finite useful life are reviewed at least at the end of each reporting period. Changes in the expected useful life or the expected pattern of consumption of future economic benefits embodied in the asset are considered to modify the amortisation period or method, as appropriate, and are treated as changes in accounting estimates. The amortisation expense on intangible assets with finite lives is recognised in the consolidated statement ofincome in the expense category that is consistent with the function of the intangible assets.

Intangible assets with indefinite useful lives are not amortised, but are tested for impairment annually, either individually or at the cash-generating unit level. The assessment of indefinite life is reviewed annually to determine whether the indefinite life continues to be supportable. If not, the change in useful life from indefinite to finite is made on a prospective basis.

An intangible asset is derecognised upon disposal (i.e., at the date the recipient obtains control) or when no future economic benefits are expected from its use or disposal. Any gain or loss arising upon derecognition of the asset (calculated as the difference between the net disposal proceeds and the carrying amount of the asset is included in the consolidated statement of income. Intangible Asset includes ;

Computer Software

Software

Software licenses acquired by the Bank are stated at cost less accumulated amortization and accumulated impairment loss (if any). Expenditure incurred on internally developed software is recognized as an asset when the Bank is able to complete the software development and use it in such a manner that it will be able to generate economic benefit to the Bank, and that the cost to complete the development can reliably be measured by the Bank.

Internally developed software cost that is capitalized includes cost directly attributable to developing the software, and is amortized over the useful economic life of the software. Amortization is recognized in the income statement on a straight-line basis over the estimated useful life of the software.

f. Inventory

Inventory of stationery and consumables held by the Bank are to be stated at the lower of cost and net realizable value in line with IAS 2. When inventories become old or obsolete, an estimate is to be made of their net realizable value. For individually significant amounts, this estimation is to be performed on an individual basis. For amounts that are not individually significant, collective assessment shall be made and allowance applied according to the inventory type and degree of ageing or obsolescence based on historical selling prices.

g. Islamic financing and investing contracts

The Bank engages in Shari'ah compliant Islamic banking activities through various Islamic instruments such as Ijarah, Murabaha, Musharaka, Istisna'a and Wakala.

I. Ijarah

The Bank shall comply fully with the requirements of Shari'ah in recognition and measurement of Ijarah financing. The periodic lease rentals receivable are treated as rental income during the year they occur and charge thereon is included in operating expenses while initial direct cost incurred are written off to the income statement in the year they are incurred.

ii. Murabaha

This is a sale contract whereby the Bank sells to customer commodities or other asset at an agreed upon profit mark up on cost. The Bank purchases the assets based on a promise received from customer to buy the item purchased according to specific items purchased according to specific terms and conditions. Profit from murabaha is quantifiable at the commencement of the of the transaction.

v Wakala

A contract between a Bank and a customer whereby one party (the principal: the Muwakkil) appoints the other party (the agent:Wakil) to invest certain funds according to the terms and conditions of the Wakalah for a fixed fee in addition to any profit exceeding the expected profit as an incentives for the Wakil for the good performance. Any losses as result of the misconduct or negligence or violation of the the terms and conditions of the Wakalah are borne by the Wakil for otherwise, they are by the principal.

vi Bai-Mu'ajjal

Is a contract between the Bank and the Customer whereby the Bank sells certain/specified goods/assets to the Customer, purchased as per order and specification of the Customer at an agreed price payable within a fixed future date in lump sum or by fixed instalments. Thus it is a credit sale of goods/assets in which ownership of the goods/assets is transferred by the Bank to the Customer but the payment of sale price by the Customer is deferred for a fixed period.

vii Sukuk

Certificates which are equal in value and represent common shares in the ownership of a specific physical asset (leased or to be leased either existing or to be constructed in future), or in the ownership of cash receivables of selling an existing-owned asset, or in the ownership of goods receivables, or in the ownership of the assets of Mudaraba or Partnership companies. In all these cases, the Sukuk holders shall be the owners of their common shares in the leased assets, or in the cash receivables, or the goods receivable, or in the assets of the Partnership or the Mudaraba. These comprise asset backed, Shari'ah compliant trust certificates.

VIII. Quard Hassan

Is non profit bearing financing whereby the customer borrows funds for a period of time with an understanding that the same amount shall be repaid by the end of agreed period.

h. Income/Revenue recognition

The Bank recognised income on Shari'ah compliant Islamic banking activities through various Islamic instruments such as Ijarah, Murabaha, Musharaka, Istisna'a and Wakala.

I. Ijarah

Ijarah income is recognized on a time-apportioned basis, over the lease term. Accrual of income is suspended when the bank believes that the recovery of these amounts may be doubtful.

ii. Murabaha

Profit from Murabaha transactions is recognised when the income is both contractually determinable and quantifiable at the commencement of the transaction. Such income is recognised on a time-apportioned basis over the period of the transaction. Where the income from a contract is not contractually determinable or quantifiable, it is recognised when it is actually realised. Income related to non-performing accounts is excluded from the consolidated income statement.

iii. Mudaraba

Income on Mudaraba financing is recognised when the right to receive payment is established or on distribution by the Mudarib, whereas losses are charged to the consolidated statement of income on declaration by the Mudarib. In case Mudaraba capital is lost or damaged prior to the inception of work without misconduct or negligence on the part of Mudarib, then such losses are deducted from Mudaraba capital and are treated as loss to the Bank. In case of termination or liquidation, unpaid portion by Mudarib is recognized as receivable due from Mudarib.

IV. Musharaka

Income on Musharaka Contracts is recognized when the right to receive payment is established or on distribution by the Musharek.

V. Wakala

Estimated income from Wakala is recognised on an accrual basis over the period, adjusted by actual income when received. Losses are accounted for on the date of declaration by the agent.

VI. Sukuk

Income is accounted for on a time apportioned basis over the terms of the Sukuk.

VII. Fees and commission income

Where a contract is judged to be for the construction of a property, revenue is recognized using the percentage of completion method, as construction progresses. The percentage of work completed is measured based on the costs incurred up until the end of the reporting Year as a proportion of total costs expected to be incurred.

Where the contract is judged to be for the sale of a completed property, revenue is recognized when the significant risks, rewards and control of ownership of the property are transferred to the buyer.

iii. Foreign income

Fees and commission income that are integral to the effective profit rate on a financial asset carried at amortised cost are included in the measurement of the effective profit rate of the financial asset.

Other fees and commission income, including account servicing fees, sales commission, management, arrangement and syndication fees, are recognised as the related services are performed.

VIII. Non-credit related fee income

This is recognized at the time the services have been performed and delivered or the transaction has been completed.

IX. Sale of property under development

Where property is under development and agreement has been reached to sell such property when construction is complete, the bank considers whether the contract comprises: and the amount of revenue can be measured reliably.

vi. Bank's share as a mudarib

The Bank's share as a mudarib for managing the equity of investment account holders is accrued based on the terms and conditions of the related mudaraba agreements whereas, for off balance sheet equity of investment accounts, mudarib share is recognized when distributed

I. Non-credit related fee income

This is recognized at the time the services have been performed and delivered or the transaction has been completed.

ii. Sale of property under development

Where property is under development and agreement has been reached to sell such property when construction is complete, the bank considers whether the contract comprises:

- Contract to construct a property; or
- Contract for the sale of completed property

Where a contract is judged to be for the construction of a property, revenue is recognized using the percentage of completion method, as construction progresses. The percentage of work completed is measured based on the costs incurred up until the end of the reporting Year as a proportion of total costs expected to be incurred.

Where the contract is judged to be for the sale of a completed property, revenue is recognized when the significant risks, rewards and control of ownership of the property are transferred to the buyer.

iii. Foreign income

Commission on negotiation of various letters of credit and overdue Profit on delayed foreign payments are accounted for on receipt.

Other Profit and income earned on the Bank's own funds held outside Nigeria are accounted for on receipt.

considers whether the contract comprises:

- Contract to construct a property; or
- Contract for the sale of completed property

Where a contract is judged to be for the construction of a property, revenue is recognized using the percentage of completion method, as construction progresses. The percentage of work completed is measured based on the costs incurred up until the end of the reporting Year as a proportion of total costs expected to be incurred.

Where the contract is judged to be for the sale of a completed property, revenue is recognized when the significant risks, rewards and control of ownership of the property are transferred to the buyer.

X. Service income

Revenue from rendering of services is recognized when the services are rendered.

XI. Revenue from sale of goods

Revenue from sales of goods is recognized when the significant risks, rewards and control of ownership of the goods have passed to the buyer and the amount of revenue can be measured reliably.

XII. Bank's share as a mudarib

The Bank's share as a mudarib for managing the equity of investment account holders is accrued based on the terms and conditions of the related mudaraba agreements whereas, for off balance sheet equity of investment accounts, mudarib share is recognized when distributed.

Expense recognition

a. Profit on mudaraba payable (banks and non-banks)

Profit on these is accrued on a time-apportioned basis over the year of the contract based on the principal amounts outstanding.

b. Return on equity of investment accountholders

Equity of unrestricted investment account holders is funds held by the Bank, which it can invest at its own discretion. The unrestricted investment account holders authorises the Bank to invest the account appropriate without laying down any restrictions as to where, how and for what purpose the funds should be invested. The Bank charges a management fee (Mudarib fees) to investment account holders. Of the total income from investment accounts, the income attributable to account holders is allocated to investment accounts management of the Bank within the allowed profit sharing limits as per the terms and conditions of the investment accounts. Investment accounts are carried at their book values (amortised cost). Moreso, The bank's share of profit is deducted from the investors' share of income before distribution to investors.

c. Restricted investment accounts

Restricted investment accounts represent assets acquired by funds provided by holders of restricted investment accounts and their equivalent and managed by the Bank as an investment manager based on either a Mudaraba contract or (Wakala) agency contract. The restricted investment accounts are exclusively restricted for investment in specified projects as directed by the investments account holders. Assets that are held in such capacity are not included as assets of the Bank in the consolidated financial statements.

d. Distribution of profit between equity of unrestricted investment account holders and shareholders

The Bank complies agreed terms and conditions as well as sharia ruling:

- Net profit is arrived at after taking into account all income and expenses at the end of the financial year and is distributed between investment account holders and shareholders.
- The share of profit of investment account holders is calculated on the basis of their average daily balances over the year, after reducing the Banks agreed and declared Mudarba fee.
- In case the results of the Bank at the year-end are net losses, then Bank, being the authority responsible for determining the accountability for these losses and how it shall be treated without violation to Islamic sharia rules.
- Due to pooling of investment funds with the Bank's funds for the purpose of investment, no priority has been given to either party in the appropriation of profit.

I Taxation

a. Current income taxation

Income tax is the amount of income tax payable on the taxable profit for the year determined in accordance with current statutory rate. Income tax payable on profits, based on the applicable tax law, is recognized as an expense in the year in which the related profits arise. All taxes related issues including deferred tax are treated in accordance with IAS 12 (Income taxes).

b. Deferred taxation

Provision for deferred taxation is made by the liability method and calculated at the current rate of taxation on the temporary differences between the net book value of qualifying fixed assets and their corresponding tax written down value in accordance with IAS 12 (Income taxes). The principal temporary differences arise from depreciation of property, plant and equipment, provisions for pensions and other post-retirement benefits, provisions for Investment losses and tax losses carried forward. The rates enacted or substantively enacted at the balance sheet date are used to determine deferred income tax. Deferred tax assets are recognized where it is probable that future taxable profit will be available against which the timing differences can be utilized.

j Employee benefits

Defined contribution plans

A defined contribution plan is a pension plan under which the Bank pays fixed contributions to a separate entity. The rate of contribution by the Bank and its employee is 10% and 8% respectively of basic salary, housing and transport allowance in line with the new Pension Reform Act, 2014. The Bank has no legal or constructive obligations to pay further contributions membership of the scheme is automatic upon resumption of duty with the Bank. The Bank has no further payment obligations once the contributions have been paid to Pension Fund Administrators (PFA).

The Bank's liabilities in respect of the defined contribution are to be charged to statement of profit or loss for the year in which they become payable. Payments are made to Pension Fund Administrator (PFA) are financially independent of the bank.

k Provisions

Provisions are recognised when the Bank has a present obligation (legal or constructive) as a result of a past event, it is probable that the Bank will be required to settle the obligation, and a reliable estimate can be made of the amount of the obligation. The amount recognised as a provision is the best estimate of the consideration required to settle the present obligation at the end of the reporting period, taking into account the risks and uncertainties surrounding the obligation. When a provision is measured using the cash flows estimated to settle the present obligation, its carrying amount is the present value of those cash flows (when the effect of the time value of money is material). When some or all of the economic benefits required to settle a provision are expected to be recovered from a third party, a receivable is recognised as an asset if it is virtually certain that reimbursement will be

received, and the amount of the receivable can be measured reliably.

Present obligations arising under onerous contracts are recognised and measured as provisions. An onerous contract is considered to exist where the Bank has a contract under which the unavoidable costs of meeting the obligations under the contract exceed the economic benefits expected to be received from the contract

l .Financial guarantees and financing commitments

Financial guarantees, principally consisting of letters of credit are included within other liabilities. financing commitments are firm commitments to provide credit under pre-specified terms and conditions. The Bank recognises a provision in accordance with IAS 37 if the contract was considered to be onerous. Transactions that are not currently recognized as assets or liabilities in the balance sheet, but which nonetheless give rise to credit risks, contingencies and commitments are reported off balance sheet. Such transactions included letters of credit, bonds, guarantees, acceptances, trade related contingencies such as documentary credits etc.

Outstanding and unexpired commitments at year end in respect of these transactions are to be shown by way of note to the financial statements.

m. Borrowings

Murabaha and due to Banks

This represents funds received from banks on the principles of murabaha contracts and are stated at fair value of consideration received less amounts settled.

Murabaha and due to non-banks

These are stated at fair value of consideration received less amounts settled. Profit paid on borrowings is recognized in the statement of income for the year.

n Fiduciary activities

The Bank acts as trustee in its capacity as a Mudarib when managing the equity of investment account holders. Equity of investment account holders is invested in murabaha and due from banks, sukuk and financing contracts with customers. Equity of investment account holders is carried at fair value of consideration received less amounts settled. Expenses are allocated to investment accounts in proportion of average equity of investment account holders to total average assets of the Bank.

Income is allocated proportionately between equity of investment account holders and owners' equity on the basis of the average balances outstanding during the year and share of the funds invested. Equity and assets of restricted investment account holders are carried off-balance sheet as they are not assets and liabilities of the Bank.

o Segment reporting

The Bank prepares its segment information based on business segments and reported in accordance with IFRS 8 (Operating segments). An operating segment is a component of the Bank engaged in business activities that generate revenues and incur expenses, including those arising from transactions with other components of the Bank. The Executive Management Committee regularly reviews the operating results of each segment to make resource allocation decisions and evaluate performance. Each segment provides discrete financial information to facilitate this review. Costs that are directly traceable to specific operating segments are allocated accordingly, while indirect costs are distributed based on the benefits derived by each segment.

p. Customer deposit

The Bank is required to maintain specific records for all the classes of deposits. The average daily balances for a particular month of all the classes of deposits will be used in the computation of the profitability of the Bank. The average daily balances of each Investment Account holder depositor will also be the basis for the distribution of profits to the depositor. All deposits accepted by Bank shall only be utilised in the provision of finances, investment in securities, inter-bank placements and other business prescribed by CBN that complies with Shari'ah. All division must ensure that all investments complying with the Shari'ah laws.

Share capital and reserves

I. Share premium

Share premium is the excess paid by shareholders over the nominal value for their shares. Moreso, costs directly attributable to the issue of new shares are shown in equity as a deduction, net of tax, from the proceeds which is processed to the share premium.

ii. Statutory reserve

The banking regulations in Nigeria require the Bank to make an annual appropriation to a statutory reserve. As stipulated by Section 16(1) of the Banks and Other Financial Institutions Act of 1991 (amended), an appropriation of 30% of profit after tax is made if the statutory reserve is less than the paid-up share capital and 15% of profit after tax if the statutory reserve is greater than the paid-up share capital.

iii. AGSMIES reserve

The AGSMIES reserve is maintained to comply with the Central Bank of Nigeria (CBN) requirement that all licensed banks set aside 5% of their annual profit after tax for equity investments in permissible activities.

iv. Retained earnings

Retained earnings comprise the undistributed profits from previous periods which have not been reclassified to any specified reserves.

v. Regulatory risk reserve

The regulatory risk reserve represents the difference between the impairment on financing and investments determined using the prudential guidelines issued by the various Central Bank of Nigeria compared with the expected credit loss model used in determining the impairment loss allowance under IFRSs. Where the financing loss impairment determined using the prudential guidelines is greater than the financing loss impairment determined using the expected credit loss model under IFRSs, the difference is transferred to regulatory risk reserve. When the prudential provisions is less than IFRS provisions, the excess charges resulting is transferred from the regulatory risk reserve to retained earnings to the extent of the non-distributable reserve previously recognised. This reserve is not available for distribution to shareholders.

q. Earnings per share

The Bank presents basic earnings per share (EPS) for its ordinary shares. Basic EPS is calculated by dividing the profit or loss attributable to ordinary shareholders of the Bank by the weighted average number of ordinary shares outstanding during the period. Diluted EPS is determined by adjusting the profit or loss that is attributable to ordinary shareholders and the weighted-average number of ordinary shares outstanding for effects of all dilutive potential ordinary shares.

	2024 N'000	2023 N'000
3 Cash and balances with Central Bank of Nigeria		
Cash	12,095,166	13,100,348
Current account with CBN	47,740,052	13,818,826
Deposit with CBN	178,033,572	145,553,687
CBN AGSMEIS Balance	896,191	896,191
At End of Period	**238,764,980**	**173,369,052**
Current	238,764,980	173,369,052
Non-Current	-	-
Total	**238,764,980**	**173,369,052**

a. Cash in hand constitutes the aggregate cash balances in the vaults of the Bank branches.

b. Current account with CBN represent the Bank's Operational Account which is used for daily.

c. Deposits with the Central Bank of Nigeria comprises of Investment in Non-Interest Notes and mandatory Reserves Deposit as prescribed by CBN. The mandatory Reserve Deposit is not available for the Bank's day to day operations.

d. The CBN AGSMEIS Balance represent the Bank's equity contribution to the Agribusiness/Small and Medium Enterprises Investment Scheme. Deposit Money Banks are expected to set aside 5% of the previous year's Profit After Tax for equity investment in the scheme.

4 Due from banks and other financial institutions		
Balances with banks within Nigeria:		
Access Bank	154,900	-
Total (a)	**154,900**	**-**
Balances with banks outside Nigeria:		
First Bank UK	21,585,407	3,625,211
AFRIXIM	43,230,051	1,291,258
Banco De Sabadel	(82)	1,030,253
Standard Chartered	39,784,105	20,068,207
Bank Al-Bilad	1,451,042	878,691
Zenith Bank UK	7,072,677	4,047,146
FCMB UK	599,804	81,344
Bank of Beirut	195,775	26,773
Access Bank	26,732,007	-
AKTIF	1,626,451	-
Total (b)	**142,246,237**	**31,048,883**
At 31 December	**142,401,137**	**31,048,883**

Balances held with Banks outside Nigeria substantially represent the Naira equivalent of Foreign currency balances held on behalf of customers in respect of domiciliary accounts, letters of credit, and bank's induced transactions (for yet-to-be disbursed funds for pass-through financing). The corresponding Liabilities are included in customers' domiciliary deposit, margin deposits under "Other Liabilities" (Note 16) and Other Funding (to the extent of unutilized ICD funds).

4b Cash and cash equivalents		
For the purposes of the cash flow statement, cash and cash equivalents is made up of Cash and balances with Central Bank and Due from banks and other financial institutions .		
The breakdown for the periods is given below:		
Cash balance with Central Bank of Nigeria	238,764,980	173,369,051
Due from banks and other financial institution	142,401,137	31,048,883
	381,166,117	**204,417,934**

5a Summary of Investment in sukuk		
FGN Sovereign Sukuk	230,041,401	146,853,071
State Sukuk	3,904,736	4,529,972
Corporate Sukuk	905,543	925,297
IILM Sukuk	115,155,540	-
Gross investment in Sukuk	**350,007,220**	**152,308,340**
Impairment	(451,017)	(103,510)
At 31 December	**349,556,203**	**152,204,830**

	2024 N'000	2023 N'000
Current	130,693,955	11,447,530
Non- Current	218,862,248	140,860,810
Total	**349,556,203**	**15,2308,340**

5b Investment in sukuk

At 1 January	140,670,825	69,762,069
Addition during the year	89,472,056	98,669,769
Redemption	(11,646,886)	(27,276,839)
Disposal	(3,000,000)	(484,174)
Gross Investment in Sukuk	**215,495,995**	**140,670,825**
Premium	15,279,315	9,901,150
Rental Receivable	4,605,910	1,736,365
At 31 December	**234,851,680**	**152,308,340**

The total sukuk investment is broken down into i ,ii and iii below:

i FGN Sovereign Sukuk

At 1 January	135,495,310	64,006,541
Addition during the year	89,472,056	98,669,769
Redemption	(11,057,485)	(27,181,000)
Disposal	(3,000,000)	-
Gross Investment in FGN Sukuk	**210,909,881**	**135,495,310**
Premium	15,279,315	9,901,150
Rental Receivable	3,852,205	1,456,611
At 31 December	**230,041,401**	**146,853,071**

During the year, the Bank invested a net sum of N89.48 billion in Sukuk issued by the Federal Government of Nigeria (FGN). A pledged Sukuk of N14.1billion Sukuk as collateral for the year to the Nigerian Interbank Settlement System (NIBSS), Interswitch Nigeria Limited, Unified Payment Services Ltd, and other entities for collections and various transactions. The pledge Sukuk are used to maintain continuous access to the collection and settlement platforms, as well as the underlying transactions.

ii State Sukuk

At 1 January	4,298,000	4,782,174
Addition during the year	-	-
Redemption	(531,632)	(484,174)
Gross Investment in State Sukuk	**3,766,368**	**4,298,000**
Rental Receivable	138,368	231,973
At 31 December	**3,904,736**	**4,529,972**

The State sukuk represent the Gombe State Sukuk tagged Jewel Sukuk SPV Limited's N35bn Al-Ijarah Sukuk Issue which was aimed at transforming and reshaping the state as an agrarian state as well improvement and upgrade of economic viable infrastructure.

iii Corporate Sukuk

At 1 January	877,515	973,354
Addition during the year	-	-
Redemption	(57,770)	(95,839)
Gross Investment in Corporate Sukuk	**819,746**	**877,515**
Rental Receivable	85,797	47,781
At 31 December	**905,543**	**925,297**

The corporate Sukuk, comprising the Family Homes Sukuk and Purple Urban Sukuk, was established to finance the construction of housing projects in urban residential areas in Nigeria. These Sukuk are structured under the Sukuk Al Ijarah concept, a lease agreement where the property owner grants another party the right to use and derive income from the property for a specified period and at an agreed price.

iii IILM Sukuk

At 1 January	-	-
Addition during the year	114,262,000	-
Redemption	-	-
Gross Investment in Corporate Sukuk	**114,262,000**	**-**
Rental Receivable	529,540	-
At 31 December	**115,155,540**	**-**

The Bank invested $74 million in Sukuk issued by the International Islamic Liquidity Management Corporation (IILM). The IILM, an international organization formed by central banks and a multilateral institution, issue Shari'ah-compliant financial instruments to support effective cross-border Islamic liquidity management.

6 Interbank Mudarabah Placement

	2024 N'000	2023 N'000
Interbank Mudarabah	48,000,000	5,000,000
Accured profit	130,103	10,788
At 31 December	**48,130,103**	**5,010,788**
Current	48,000,000	5,010,788
Non- current	-	-
Total	**48,130,103**	**5,010,788**

7 Financing Asset

Investment in Musharaka (Net)	-	937
Murabaha receivables (Net)	132,612,319	95,489,215
Investment Bai Mu'ajjal (Net)	1,582,863	2,238,476
Investment in istisna (Net)	11,980,430	12,759,300
Investment in ijara assets (Net)	67,945,148	60,901,841
Qard hassan (Net)	7,351	37,547
Investment in Salam (Net)	1,126,106	1,207,401
Total Financing Assets	**215,254,217**	**172,634,716**

a Investment in Musharaka

Investment in Musharaka	-	1,041
Gross Investment in Musharaka	**-**	**1,041**
Allowance for impairment	-	(104)
As 31 December	**-**	**937**
Current	-	937
Non- Current	-	-
Total	**-**	**937**

b Murabaha receivables

Murabaha retail	32,155,882	15,191,943
Murabaha corporate	108,287,250	80,632,204
Commercial Agric. Credit Scheme	90,616	447,420
Paddy Aggregation Scheme	134,335	203,229
Murabaha Staff	749,050	445,808
Murabaha SME	6,300,153	16,121,763
Gross Murabaha Recievables	**147,717,285**	**113,042,367**
Allowance for impairment	(4,904,425)	(8,084,664)
Deferred profit	(10,200,541)	(9,468,488)
At 31 December	**132,612,319**	**95,489,215**
Current	116,450,440	76,778,542
Non- Current	16,157,879	18,710,673
	132,612,319	**95,489,215**

Murabaha contract, in which the Bank sells to a customer a physical asset, goods, or shares already owned and possessed (either physically or constructively) at a selling price that consists of the purchase cost plus a mark-up profit

c Investment in Bai Mu'ajjal

Bai Mu'ajjal corporate	1,941,015	2,939,103
Gross Bai Mu'ajjal Receivables	**1,941,015**	**2,939,103**
Allowance for imprairement	(29,972)	(227,618)
Deferred Profit	(328,179)	(473,009)
At 31 December	**1,582,863**	**2,238,476**
Current	759,423	635,031
Non- Current	823,440	1,603,445
Total	**1,582,863**	**2,238,476**

	2024 N'000	2023 N'000
d Investment in Istisna		
Istisna recievable	16,454,805	16,206,106
Gross Investment in Istisna	**16,454,805**	**16,206,106**
Allowance for impairment	(223,428)	(84,960)
Deferred Profit	(4,250,948)	(3,361,846)
At 31 December	**11,980,430**	**12,759,300**
Current	5,414,736	4,781,242
Non- Current	6,565,694	7,978,846
Total	**11,980,430**	**12,759,300**
e Investment in Ijara assets		
Ijara wa iqtina	36,541,249	35,782,366
Ijara home finance	-	6,169
Ijara auto & other	14,455,609	10,881,884
Ijara other intervention	10,274,360	10,286,894
Gross Investment in Ijara	**61,271,218**	**56,957,313**
Ijara accrued profit	8,288,374	4,945,183
Impairment allowance	(1,614,444)	(1,000,655)
At 31 December	**67,945,148**	**60,901,841**
Current	15,675,806	5,579,029
Non- Current	52,269,342	55,322,812
Total	**67,945,148**	**60,901,841**

Ijara represent net investment in asset leased for period which is either approximate or cover major parts of the estimated useful lives of such asset. The documentation include a separate undertaking from the Bank to sell the leased assets to the lessee upon the maturity of the lease

f Qard hassan		
At 1 January	42,608	201,735
Granted to staff	2,941	13,324
Granted to customers	-	356,000
Gross qard hassan	**45,549**	**571,058**
Repayments		
Staff repayment	10,825	13,880
Customer repayment	26,058	514,571
Total repayment during the year	**36,883**	**528,451**
Gross receiable	**8,666**	**42,608**
Impairment Allowance	(1,314)	(5,061)
At 31 December	**7,351**	**37,547**
Current	132	18,405
Non- Current	7,219	19,141
Total	**7,351**	**37,547**

A non-profit bearing facility that enables the borrower to use the borrowed amount for a specific period of time, at the end of which the same borrowed amounts would be repaid free of any charges or profits. The staff segment consists of privileges provided to employees for purchasing the Bank's shares through the 2012 Private Placement program, as well as benefits inherited by the Bank from their former employers. In addition, employees facing critical circumstances were also granted this particular facility. Furthermore, the Bank extended qard hassan to customers throughout the year.

g Investment in Salam		
Salam Corporate	1,263,548	1,361,556
Gross Investment in Salam	**1,263,548**	**1,361,556**
Allowance for impairement	(137,443)	(134,156)
Deferred Profit	-	-
At 31 December	**1,126,106**	**1,207,401**
Current	1,126,106	1,076,257
Non- Current	-	131,144
Total	**1,126,106**	**1,207,401**

8 Inventory Financing

	2024 N'000	2023 N'000
Advances for LC murabaha	6,885,059	99,382
Inventory for sale - (Note 8 (i))	53,770,119	32,445,674
Gross Investment in assets held for sale	**60,655,178**	**32,545,055**
Deferred Inventory	(298,820)	(83,013)
Impairment allowance	(2,016,229)	(4,982,487)
At 31 December	**58,340,129**	**27,479,555**

8(I) Schedules of inventory financing

Repossed Properties	-	5,158
Murabaha Investing financing	53,770,119	32,440,575
Total inventory	**53,770,119**	**32,445,674**
Current	44,859,928	27,411,631
Non- Current	8,910,191	67,924
Total	**53,770,119**	**27,479,555**

The product is simply aimed to purchase an asset for resale to its customers or defined buyers at a profit margin.By virtue of their business model, the Bank provide financial intermediation via engaging in direct trade transactions, buying an asset for sale to customers.Different transaction models were identified based on the type of asset being purchased.

The detailed transaction dynamics and trading strategy are meant to guide the Bank on how to structure any business opportunity that comes to it for consideration.

9. Property and Equipment

	Freehold Land N' 000	Building Freehold N' 000	Office Equipment N' 000	Motor Vehicle N' 000	Furnitures & Fixtures N' 000	Computer Equipment N' 000	Fixed Assets WIP N' 000	Total N' 000
Cost								
At 1 January 2023	323,866	1,266,242	1,998,337	1,647,900	486,724	4,052,224	4,006,864	**13,782,157**
Additions	450,966	742,704	458,400	1,351,869	109,846	489,493	998,624	**4,601,903**
Reclassification	-	-	-	-	-	-	-	**-**
Disposals	-	-	-	(271,989)	-	(3,668)	-	**(275,657)**
At 31 December 2023	**774,832**	**2,008,946**	**2,456,737**	**2,727,780**	**596,570**	**4,538,049**	**5,005,488**	**18,108,403**
At 1 January 2024	774,832	2,008,946	2,456,737	2,727,780	596,570	4,538,049	5,005,488	**18,108,403**
Additions	-	2,401,020	615,124	648,581	273,797	1,335,438	4,891,035	**10,164,995**
Reclassification	-	-	-	-	-	-	-	**-**
Disposals	-	-	-	(237,455)	-	(6,766)	-	**(244,221)**
At 31 December 2024	**774,832**	**4,409,966**	**3,071,861**	**3,138,906**	**870,367**	**5,866,722**	**9,896,523**	**28,029,177**
Accum. Dep. & impairment								
At 1 January 2023		90,040	1,124,702	715,311	283,209	2,765,720	-	**4,978,983**
Depreciation		83,402	275,950	388,224	62,758	448,773	-	**1,259,107**
Reclassification		-	-	-	-	-		
Disposals		-	-	(115,895)	-	(956)	-	**(116,851)**
At 31 December 2023		**173,442**	**1,400,653**	**987,640**	**345,967**	**3,213,537**	**-**	**6,121,239**
At 1 January 2024		173,442	1,400,653	987,640	345,967	3,213,537	-	**6,121,239**
Depreciation		87,293	359,667	525,499	98,852	618,418		**1,689,728**
Adjustment/Reclassification		-	-	-	-	111,933	-	**(111,933)**
Disposals		-	-	(59,035)	-	-	-	**(59,035)**
At 31 December 2024		**260,735**	**1,760,319**	**1,454,104**	**444,819**	**3,943,888**	**-**	**7,863,865**
Carrying amount								
At 31 December 2024	**774,832**	**4,149,231**	**1,311,541**	**1,684,802**	**425,549**	**1,922,834**	**9,896,523**	**20,165,312**
At 31 December 2024	**774,832**	**1,835,504**	**1,056,084**	**1,740,140**	**250,604**	**1,324,512**	**5,005,488**	**11,987,164**

The Non-Current Work-in-Progress is associated with the capital expenses that arise from the establishment of new branches. Once these branches are completed and operational, depreciation commences, and they are then transferred to the relevant property, plant, and equipment categories. There were no impairment losses on any class of property and equipment during the year (31 December 2023: Nil).

There were no capitalised borrowing costs related to the acquisition of property and equipment during the year (31 December 2023: Nil).

There were no restrictions on the title of any of the property and equipment.

There were no property and equipment pledged as securities for liabilities.

There was no contractual commitment for the acquisition of P&E.

All property and equipment are non-current. None of the Bank's assets were financed from borrowings.

	2024 N'000	2023 N'000
10. Leasehold improvement		
Cost		
As at 1 January	983,971	947,362
Reclassification	875,017	-
Addition	74,670	36,609
At 31 December	**1,933,657**	**983,971**
Amortisation and impairment		
As at 1 January	924,831	901,484
Adjustments/ Reclassification	875,017	-
Amortisation for the year	25,053	23,348
At 31 December	**1,824,901**	**924,831**
Carrying amount		
At 1 January	**59,139**	**45,878**
At 31 December	**108,756**	**59,139**

The Leasehold Improvement relates to the Bank's leased costs associated with acquisition, upgrade and amortization during the financial year

There were no impairment losses on any class of Leasehold Improvement during the year (31 December 2023: Nil).

There were no capitalised borrowing costs related to the acquisition of Leasehold Improvementt during the year (31 December 2023: Nil).

There were no restrictions on the title of any of the Leasehold Improvement.

There were no Leasehold Improvement pledged as securities for liabilities.

There was no contractual commitment for the acquisition of Leasehold Improvement.

All Leasehold Improvement were financed from borrowings.

11. Intangible assets		
Cost		
As at 1 January	1,362,624	1,280,493
Addition	193,417	82,131
At 31 December	**1,556,041**	**1,362,624**
Amortisation and impairment losses		
As at 1 January	762,661	655,819
Amortisation for the year	120,118	106,842
At 31 December	**882,779**	**762,661**
Carrying amount		
At 1 January	599,963	624.673
At 31 December	**673,262**	**599,963**

The Intangible assets relates to the Bank's Computer software costs associated with acquisition, upgrade and amortization during the financial year.

There were no impairment losses on any class of property and equipment during the year (31 December 2022: Nil).

There were no capitalised borrowing costs related to the acquisition of property and equipment during the year (31 December 2022: Nil).

There were no restrictions on the title of any of the property and equipment. There were no property and equipment pledged as securities for liabilities.

There was no contractual commitment for the acquisition of P&E.

All property and equipment are non-current. None of the Bank's assets were financed from borrowings, consequently no borrowing cost has been capitalized as part of asset cost.

	2024 N'000	2023 N'000
12 Other Assets		
Financial assets		
Sundry debtors	1,932,017	1,338,124
Investment properties - WIP	985,200	985,200
Account receivables	792,219	701,768
Settlement suspense	969,148	-
Investment in financial inclusion centres	400,000	400,000
	5,078,584	**3,425,092**
Non-financial assets		
Inventory and other security items		
Prepaid Rent	499,687	474,090
Prepayments (Licenses and others)	1,084,290	1,533,047
Prepaid staff allowance	573	60,885
Interbranch	-	8,210
Inventory and other security items	172,285	91,454
	1,756,835	**2,167,686**
Total	**6,835,418**	**5,592,778**
Impairment allowance	(2,409,780)	(2,298,780)
At 31 December	**4,425,638**	**3,293,998**
Current	3,693,284	2,036,923
Non- Current	732,255	1,257,075
Total	**4,425,638**	**3,293,998**
Movement in other assets:		
At 1 January	5,592,778	4,493,794
Additions / (Reduction)	1,242,640	1,098,984
Impairment allowance	(2,409,780)	(2,298,780)
At 31 December	**4,425,638**	**3,293,998**
The movement in the Other Asset Impairment during the year was as follows:		
At 1 January	2,298,780	2,211,979
Additions to Impairment Allowance during the year	111,000	86,801
	2,409,780	**2,298,780**

Sundry Debtors: This represents amounts receivable from various debtors to the Bank, arising from services rendered across multiple business segments and in different capacities.

Investment Property - WIP: This represents the total amount spent on property that is still under development. Upon completion, the property will be reclassified under the investment property category, where it is expected to begin generating rental income for the Bank.

Account Receivables: This refers to amounts owed to the Bank by customers for services provided . It represents a claim for payment that is expected to be settled within a specified period. Accounts receivable are considered an asset on the balance sheet since they are expected to result in cash inflows once paid.

Settlement suspense: This represents settlements due from other banks for the use of the Bank's electronic channels by their customers. It includes amounts owed by other financial institutions for transactions processed through the Bank's e-banking platforms, such as online transfers, mobile payments, and other electronic banking services.

Investment in Financial Inclusion Centres: This refers to the Bank's financial commitment towards establishing or supporting centres that aim to provide banking and financial services to the unbanked populations. These centres are designed to promote access to essential financial services, such as savings, loans, payments, and financial education, particularly in rural or low-income areas. The investment reflects the Bank's efforts to enhance financial inclusion and extend its reach to a broader customer base.

Prepayments (Licenses and Others): This represents cost resulted from services that have been paid in advance for the period for which the amortization will be over the relevant period of service. These include rents,Licenses.

Inventory and other security items: Inventory consists of blank debit cards and cheque leaves that held by the Bank which are mostly short tenored.

13a Tax payable

(I) Statement of financial position

	2024 N'000	2023 N'000
Opening balance	605,315	398,656
Charge for the year	1,444,897	511,918
Windfall tax/Levy	102,582	-
	2,152,795	**910,573**
Tax Paid	(559,923)	**(305,258)**
At 31 December	**1,592,872**	**605,315**

(ii) Income statement

Company income tax	875,472	235,891
Education tax	262,642	138,398
Information technology levy	244,449	109,442
Nigerian Police Trust Fund & CGT	1,222	553
NASENI	61,112	27,634
At 31 December	**1,444,897**	**511,918**
Deferred tax expenses (note 13b)		
Deferred tax expenses (origination)/ reversal	(484,273)	(695,510)
At 31 December	**960,624**	**(183,592)**

To the extent that the related tax benefit is likely to be realised through future taxable profits, a deferred tax asset is recognised for the tax losses carried forward.

After reviewing the strategic profit projections, the Bank believes there will be sufficient future profits to offset these losses.

The amount of computed deferred tax asset as at December 31, 2024 is N2.297 million.

(I) Reconciliation of tax expense and the accounting profit

Accounting profit before tax	**24,444,875**	**11,053,595**
Add non-deductible expenses for tax purpose		
Depreciation of ppe	1,689,728	1,259,107
Amortization of intangible and leasehold	145,171	106,842
Collective impairment charge for the period	1,532,159	4,140,811
Other non-deductible expenses	5,785,394	382,284
At 31 December	**33,597,326**	**16,942,639**
Less:		
Exempted income on Sukuk	(21,364,390)	(13,378,584)
Collective impairment write-back	(2,966,258)	-
Gain on Sukuk disposal	(35,543)	-
Technology levy	(244,449)	(109,362)
Tax loss balance	-	-
NASENI	(61,112)	(27,545)
Others	(170,851)	(49,759)
Adjusted Profit/(Loss)	**8,754,723**	**3,377,389**
Unrelieved Loss Utilized	-	(3,377,389)
Assessable Profit/(Loss)	**8,754,723**	**-**
Company income tax		
Tax income	875,472	235,891
Education Tax	262,642	138,398
Technology levy	244,449	109,442
Nigerian Police Trust Fund	1,222	553
NASENI	61,112	27,634
Total tax payable	**1,444,897**	**511,918**

The computation of the Bank's income tax expense and deferred tax was carried out in accordance with the Finance Act, CITA and other relevant tax laws. The changes made by the new act was incorporated in the Bank tax computation and it is believed by the management of the Bank that there is no uncertainty over its Income and Deferred tax treatment that relevant tax authorities may disagree with.The total tax of N960 million for the current year comprises of the Company income tax Education Tax,Nig. Police Trust Fund,Naseni and Information Technology tax of N1,445 million and N484million deferred tax origination arising in the year.The effective tax rate for 2024 financial year is 4.6%(3.6%:2023)

Effective Tax Reconciliation	%	2024 N'000	%	2023 N'000
Profit before tax from continuing operations		**24,44,875**		**11,053,595**
Expected Tax Rate @ 30%	100%	7,333,462	100%	3,316,079
Tax effect of:				
Security expenses	0%	31,396	1%	40,558
Donations	0%	33,764	0%	15,997
Tax expenses	3%	224,600	0%	12,907
Advert and marketing	1%	64,428	1%	19,917
Other non-deduction expenses creating non diferrences	1%	39,159	0%	15,341
Profit from FGN bonds	-87%	(6,409,318)	-104%	(3,454,057)
Gain on Sukuk disposal	-1%	(73,335)	-1%	(26,340)
Other non-taxable income creating non-timing differences	0%	(28,997)	-1%	(34,630)
Adjustment recognised due to differences in CIT (30%) and TET (3%) rates	-11%	(823,962)	0%	1,792
Tertiary Education Tax of Assessable Profit	4%	262,642	4%	138,398
NITDA Levy	3%	244,449	3%	109,442
Police Trust Fund	0%	1,223	0%	553
NASENI	1%	61,112	1%	27,634
Acctual Tax Expenses derived**	**13%**	**960,624**	**6%**	**183,562**
Effective Tax Rate (Derived)**		**13%**		**6%**

These include the tax impact for other expenses adjusted in the Bank's tax computation such as: cash shortages, tax expense, fraud and forgeries, penalties, etc
These include the tax impact for other income adjusted in the Bank's tax computation such as: NITDA levy, NASENI, PTFL, etc. in line with the extant tax laws

Companies Income Tax (CIT)

In compliance with the Companies Income Tax Act (CITA), companies with an annual turnover exceeding N100 million are subject to a 30% income tax on their taxable profits. If a company records no taxable profit or the calculated income tax is lower than the minimum tax, the minimum tax rate of 0.5% of turnover applies.
For the year, the company's income tax amounted to N875 million.

Education Tax (ET)

Education tax is levied under the Tertiary Education Trust Fund Act. The applicable rate for the financial year was 2.5% of assessable profit, which increased to 3% effective 1st September 2023. The education tax charge for the year was N262 million, as the company recorded an assessable profit.

Information Technology Levy or the National Information Technology Development (NITD) levy

The Bank is required to remit 1% of its profit before tax (PBT) as the National Information Technology Development (NITD) levy. This applies to companies with an annual turnover of at least N100 million. The NITD levy for the year was N244 million.

Nigerian Police Trust Fund Levy

This levy, introduced by the Nigeria Police Fund Trust Establishment Act 2019, is imposed at 0.005% of net profit for companies operating in Nigeria.
The levy for the year was N1.2 million.

National Agency for Science and Engineering Infrastructure (NASENI) Levy

The NASENI levy, as mandated by the National Agency for Science and Engineering Infrastructure Act, is 0.25% of profit before tax for specified companies with a turnover exceeding N100 million. The levy charge for the year was N61 million.

Windfall Tax/Levy

The proposed windfall tax is a 70% levy on foreign exchange (FX) profits made by banks. This tax seeks to address the excess profits banks generated from government policies affecting the Naira, ensuring a fairer distribution of tax obligations across industries.

Deferred tax asset	2024 N'000	2023 N'000
At 1 January	2,442,970	1,747,460
Deferred tax expenses note 13b (ii)	484,273	695,510
At 31 December	**2,927,243**	**2,442,970**

To the extent that the related tax benefit is likely to be realised through future taxable profits, a deferred tax asset is recognised for the tax losses carried forward. After reviewing the strategic profit projections, the Bank believes there will be sufficient future profits to offset these losses.

14 Customers' current account

Analysis by type of account

Current account	493,599,402	224,463,962
At 31 December	**493,599,402**	**224,463,962**

The distribution of the depositors' accounts by industry sector, geographic region and currency was as follows:

14a Industry sector:

Government	6,042,630	2,760,488
Corporate	478,444,086	218,570,234
Individual	9,112,686	3,133,241
At 31 December	**493,599,402**	**224,463,962**

14b Geographic region(All deposit are within Nigeria)

Nigeria	493,599,402	224,463,962
At 31 December	**493,599,402**	**224,463,962**

14c Currency

Naira	273,200,955	194,842,450
US Dollar	219,982,054	28,333,654
Euro	261,878	1,106,491
Pound Sterling	154,515	181,366
At 31 December	**493,599,402**	**224,463,962**

14d Current

Current	493,599,402	224,463,962
Non- Current	-	-
Total	**493,599,402**	**224,463,962**

15 Unrestricted Investment account

Saving account	257,012,814	186,189,945
Jaiz term deposit (note 15e)	154,175,742	55,917,292
At 31 December	**411,188,555**	**242,107,237**

The Bank has different JTD tenored deposits which give customers the opportunity to choose from a basket of return available for different tenors.

15a Industry sector

Government	28,932	17,035
Corporate	213,183,443	125,522,108
Individual	197,976,180	116,568,093
	411,188,555	**242,107,237**

15b Geographic region (All deposit are within Nigeria)

Nigeria	**411,188,555**	**242,107,237**

	2024 N'000	2023 N'000
15c Currency		
Naira	411,188,555	242,107,237
	411,188,555	**242,107,237**
15d Current		
Current	397,648,340	238,659,365
Non- Current	13,540,215	3,447,872
Total	**411,188,555**	**242,107,237**
Total Deposit (Note 14 + Note 15)	**904,787,957**	**466,571,199**
15e Analysis of Jaiz Term Deposit maturity by product		
JTD 30 days	113,953,501	32,541,775
JTD 60 days	3,893,556	3,765,588
JTD 90 days	19,141,751	10,194,613
JTD 180 days	3,646,718	5,967,444
JTD above 360 days	13,540,215	3,447,872
At 31 December	**154,175,742**	**55,917,292**

The Bank has different JTD tenored deposits which give customers the opportunity to choose from a basket of return available for different tenors.
The Bank invests all of its investment accounts, including savings accounts and their respective buckets, for financing and investment contracts. With regard to investment deposits, the Bank is liable only in cases of misconduct, negligence, or breach of contract. Otherwise, the responsibility lies with the fund's provider (Rab Al MalThe Equity of Investment Account Holders (UIAH) represents a quasi capital ,the amounts received from investors who authorize the Bank to invest their funds based on the principles of Mudarabah, without imposing restrictions on the specific projects or investments in which the funds are used.

The holders of these accounts and the Bank share the profits according to the terms and conditions outlined in the account opening agreement.
The holders of the accounts bear all losses in proportion to their respective share in the capital, except in cases where the losses arise due to transgression, negligence, or breach of contract by the Bank. In such cases, the Bank is held liable for the losses.

	2024 N'000	2023 N'000
16 Other funding		
I. Central Bank of Nigeria	26,720,153	28,899,036
ii. SMEDAN(Small and Medium Enterprises Development Agency of Nigeria) (Matching Fund Project & Conditional Grant Scheme)	145,200	681,350
iii. Islamic Corporation for Development for the Private Sector (ICD)	-	10,313,567
iv. FMW (Federal Ministry of Works Vocational funds)	1,080	-
v. FMBN (Federal Mortage Bank of Nigeria)	2,133,123	-
vi. Pension Fund (FUND VI)	-	500,000
vii. Restricted Investment Funds	71	955,917
At 31 December	**28,999,627**	**41,432,500**
Movement in other financing during the year		
Opening balance	41,432,500	32,784,097
Additions	20,315,575	64,355,047
Profit payment	(2,552,672)	(2,045,094)
Accrued profit	5,346,504	(53,661,550)
Repayment	(35,542,280)	-
At 31 December	**28,999,627**	**41,432,500**
Current	2,133,123	1,455,917
Non- Current	26,866,504	39,976,583
Total	**28,999,627**	**41,432,500**

16(I)) Central Bank of Nigeria (Schemes)

This represents the balance on the on-lending facilities granted by the Central Bank of Nigeria in collaboration with the Federal Government of Nigeria (FGN) under the Commercial Agriculture Credit Scheme (CACS).The Federal Government of Nigeria is represented by the Federal Ministry of Agriculture and Rural Development) who has the aim of providing concessionary funding for agriculture so as to promote commercial agricultural enterprises in Nigeria.Likewise,The Real Sector Support Facility (RSSF):The Central Bank of Nigeria,as part of the efforts to unlock the potential of the real sector to engender output growth,productivity and job creation has established a N300 billion Real Sector Support Facility (RSSF).The activities targeted by the Facility are manufacturing,agricultural value chain and selected service subsectors.The funds are received from the CBN at 2%,and disbursed at 9% to the beneficiary.The profit rate on the facility is 9% per annum inclusive of all related charges associated with the financing and the profit distribution ratio between the CBN as Capital Provider and the NIFI as the Implementing Party is in the ratio of 2:7.

The following among others shall constitute infractions under the Guidelines:

i.Facility diversion

ii.Delay in disbursement to beneficiaries

iii.Delay in remittance of quarterly repayments

iv.Non-compliance with is tantamount to infraction and will attract a penalty of MPR+2.

16(ii) SMEDAN Conditional Grant Scheme (CGS):

Small and Medium Enterprises Development Agency of Nigeria (SMEDAN) has appointed Jaiz Bank as Fund Manager in the disbursement of funds in the Conditional Grant Scheme (CGS 2020) in Yobe,Kaduna & Delta States and (CGS 2021) in Adamawa,Kebbi,Borno,Plateau & Jigawa States to selected micro-entrepreneurs.Due to the success recorded;Jaiz Bank has been considered in CGS 2022 disbursements in Katsina,Zamfara, Kano,Niger and Rivers States.

This CGS initiative looks to promoting the activities of micro enterprises across the country in the areas of capacity building and the delivery of post-intervention support services such as access to finance (conditional grants),markets,workspace,technology,etc.

16(iii) SMEDAN Matching Fund Project:

This represents the outstanding balance of the amount granted under the USD 20 million line of financing provided by Islamic Corporation for the Development of private sector (ICD) for onward financing to eligible SME's in Nigeria.The facility has a maximum tenor of 3 years inclusive of 6 months moratorium with quarterly repayment at a financing rate of 6.5% p.a.

16(iv) Islamic Corporation for development for the Private Sector (ICD)

The Federal Ministry of Works program is geared towards the promotion of government policy on youth empowerment and job creation and to address the dearth of skilled personnel in various technical trades in Nigeria. Kindly note that Government has earmarked a monthly stipend of N30,000 for trainees' upkeep throughout the program.

16 Other Liabilities Financial liabilities	2024 N'000	2023 N'000
Managers' cheque (a)	1,517,239	1,678,443
Letter of credit deposits (b)	58,536,889	6,249,314
Accounts payable	1,602,709	586,869
Vendors payable	209,618	162,523
Other tax liabilities (c)	1,040,281	482,466
Settlement payables	-	9,003,288
Sundry payables	3,467,822	1,964,972
Deposit for Shares	-	8,355,286
Accrued allowance (e)	4,696,081	2,448,929
Accrued audit fee & other expenses	153,328	84,114
Accrued Expenses	2,171,429	40,113
Sundry deposit	7,702	5,829
Dividend Payable	105,085	105,085
Other payables	94,782	174,842
	71,602,967	**31,342,072**
Non-Financial liabilities		
Unearned income	503,052	15,354
Profit payable in Suspense	1,459,677	731,513
	1,962,729	**746,867**
Total	**73,565,696**	**32,088,939**
Impairment allowance on Off Balance sheet items	335,063	118,180
At 31 December	**73,900,759**	**32,207,119**

a. Manager's Cheque:

This represents balances of cheques issued by the bank on behalf of a customer, often used for secure payments or services.
The bank guarantees the payment, ensuring it is honored when presented to fulfil the intended obligations of the customers.

b. Letter of Credit (LC) Deposits

This represent funds that are held by a bank as collateral or security in relation to a Letter of Credit (LC) issued by the bank. A Letter of Credit is a financial instrument used in international trade to ensure that a seller will receive payment from a buyer, provided that the terms and conditions of the credit are met. It can be seen as a Collateral for LC, Security for Transaction or more. However, These deposits are generally held by the bank until the transaction is completed or the credit.

c. Other Tax liabilities:

This representes taxes deducted from cleints and vendors due to the government in ine with statutory obigations and other reated obligations which is remitted within a stipuated time frame such as VAT, WHT and others.

d. Settlement Payable:

This represent settlements due to other banks use of their electronic channels by the Bank's customers.

e. Accrued Allowance:

These Liabilities represents the allowances that have been earned by employees but not yet paid as of the reporting date. Other related Balances in internal accounts, such as Sundry Payable, Account Payable, Vendor Payabe and more, are utilized to settle obligations owed by the bank. These obligations may arise from bank expenses or customer transaction settlements, such as accruals or provisions for upcoming expenses.

f. Unearned income :

Refers to revenue that the bank has received but has not yet earned because the services or obligations associated with it.
It is recorded as a liability on the bank's balance sheet because the bank still have on obligagtion to fufil in terms of expected return to the customers.

g. Profit Payable in Suspense:

Refers to transactions whose underlying assets have not been delivered to the customer. This usually applies to assets being imported that are yet to be delivered. Upon receipt of shipping documents by the bank, the assets will then be sold to the customer, and suspended profit will be credited to income.

18 Owners' equity

Share capital

(i) Authorised		
50,000,000,000 ordinary shares of N0.50 each	25,000,000	25,000,000
At 31 December	**25,000,000**	**25,000,000**

Ordinary shareholding:

The holders of ordinary shares are entitled to receive dividends as declared from time to time and are entitled to vote rate meetings of the Bank.
All ordinary shares rank pari-passu with the same rights and benefits at meetings of the Bank"

(ii) Issued and fully paid share capital

34,541,172,177 ordinary shares of N0.50 each at 1 January	17,270,586	17,270,586
Additions during the year	5,024,119	-
At 31 December	**22,294,705**	**17,270,586**

The share capital account change in the course of the year by the issuance 10,048,237,955 ordinary share of N0.50 each at an issue price of N1 per share to existing shareholders. THe share issue resulted in a total proceeds of N10,048,237,955 which consegquenly resulted in an additional share premium of N5,024,119. Holders of ordinary shares receive dividends, which are declared on an annual basis, and each shareholder has the right to vote at the Bank's meetings. All ordinary shareholdings are equally weighted in relation to the Bank's remaining assets.
The Bank is in the process of issuing additional ordinary share capital to increase the outstanding number of shares issued to meet up with the 50 billion units of authorized shares. The Bank has obtained all the necessary regulatory approvals to proceed with the issuance process and expects to conclude the share issuance process within the 2025 financial year.

19 Share premium

At 1 January	1,348,446	1,348,446
Movement during the period	5,024,119	-
At 31 December	**6,372,565**	**1,348,446**

Share premium is the excess paid by shareholders over the nominal value for their shares. There was a movement in share premium account in2024 on a private placement of N10.48billion(2023:NIL)

	2024 N'000	2023 N'000
20 Retained earnings		
At 1 January	5,408,868	2,284,961
Profit for the year	23,484,251	11,237,187
Transfer to risk regulatory reserve	(3,599,722)	(2,453,206)
Transfer to statutory reserve	(7,045,275)	(3,371,156)
Transfer to AGSMEIS	(1,174,213)	(561,859)
Dividend Paid	(1,381,647)	(1,727,059)
At 31 December	**15,692,262**	**5,408,868**

Retained earnings are the carried forward recognised income net of expenses plus current year profit attributable to shareholders. This represents the cumulative undistributed profits of the Bank to date, which have not been reclassified to the other reserves

21 Risk regulatory risk reserve

At 1 January	5,007,544	2,554,328
Adjustment against retained earnings	3,599,721	2,453,206
At 31 December	**8,607,256**	**5,007,534**

The regulatory risk reserves warehouses the difference between the allowance for impairment losses on balance on financing and investment based on Central Bank of Nigeria prudential guidelines compared with the expected credit loss model used in calculating the impairment under IFRSs. (See note 32). The following adjustment is required.

i) if the Prudential Provision is greater than IFRS impairment allowance; transfer the difference from the general reserve to a non-distributable regulatory reserve (statutory credit reserve).

ii) If the Prudential Provision is less than IFRS impairment allowance; the excess charges resulting should be transferred from the regulatory reserve account to the general reserve to the extent of the non-distributable reserve previously recognised.

The key component of CBN Prudential Guidelines (PG) is the setting aside of additional 2% provision on all performing loans assessed under the PG.

This 2% provision is not required under IFRS 9. Therefore, it has been recognised in Regulatory Risk Reserve.

The Bank's total balance in Regulatory Risk Reserve is N8.607billion.

22 Statutory reserve

At 1 January	8,712,010	5,340,854
Provision for the year	7,045,275	3,371,156
At 31 December	**15,757,284**	**8,712,010**

Nigerian banking regulations require the Bank to make an annual appropriation to a statutory reserve. As stipulated by S.16(1) of the Banks and Other Financial Institution Act of Nigeria, an appropriation of 30% of profit after tax is made if the statutory reserve is less than paid-up share capital and 15% of profit after tax if the statutory reserve is greater than the paid up share capital..

23 Other reserves

(a) Other comprehensive income

At 1 January	112,313	112,313
At 31 December	**112,313**	**112,313**

(b) Agricultural /small and medium enterprises investment scheme

At 1 January	1,455,169	893,310
Provision for the year	1,174,213	561,859
At 31 December	**2,629,381**	**1,455,169**
Total (a + b)	**2,741,694**	**1,567,482**

The Agri-Business/Small and Medium Enterprise Investment Scheme (AGSMEIS) was established to support the Federal Government's initiative to promote agricultural ventures and small and medium-scale enterprises. In accordance with the scheme's guidelines, and effective from 2017, all Deposit Money Banks (DMBs) are mandated to set aside 5% of their profit after tax (PAT) annually for equity investment in eligible activities.

The fund is domiciled with the Central Bank of Nigeria (CBN).

In compliance with this directive, the Bank contributes 5% of its annual PAT to the AGSMEIS fund. For the year ended 31 December 2024, a provision of N1.174 billion was made (2023: N561 million), representing the Bank's contribution for the year.

24 Income from financing contracts	2024 N'000	2023 N'000
Murabaha transactions		
Murabaha profit - corporate	15,636,145	13,411,809
Murabaha profit - retail	5,541,842	4,047,036
Murabaha income - LC	163,683	442,410
Total profit from murabaha transactions	**21,341,670**	**17,901,255**
Bai Mu'ajjal transactions		
Bai Mu'ajjal	467,836	600,334
Total profit from Bai Mu'ajjal transactions	**467,836**	**600,334**
Ijara transactions		
Ijara Wa Iqtina Profit- Corporate	3,721,267	2,104,031
Ijara Wa Iqtina Profit-Retai	3,100,993	3,008,936
Ijara Finance Lease Profit	581,809	558,605
Ijara Finance LC	-	96,813
Ijara wa Iqtina Profit-others	1,187,629	569,678
Total profit from Ijara transactions	**8,591,698**	**6,338,064**
Others		
Istisna	1,640,185	2,495,564
Salam	-	21,549
Musharaka	660	2
Total profit from other financing/investment contracts	**1,640,844**	**2,517,144**
Total income from financing contracts	**32,042,048**	**27,356,767**
25 Income from investment activities		
Trading assets	6,085,911	2,440,322
Sukuk	22,326,776	13,357,678
Interbank Mudarabah	15,953,327	1,360,663
Total income from investing activities	**44,366,015**	**17,158,663**
26 Impairment Charge		
Impairment Charges (Note 33c)	**(166,333)**	**4,320,033**
27 (i) Net Financing & Investment Income		
Gross Financing & Investment Income net of impairment charges	76,574,396	40,195,397
	76,574,396	**40,195,397**
28(aii) Return on equity investment account holders		
Profit from financing investments paid to mudarabah account holders	**21,285,829**	**11,100,025**
28(biii) Mudarib fees/profit of joint investments		
Bank's Fees as Mudarib	30,660,445	15,159,865
Profit from Bank joint investments	24,628,122	12,574,844
Bank's fees as Mudarib/profit from Bank joint investments	**76,574,396**	**27,561,554**

The Bank operates the Unrestricted type of Mudaraba Investment, in which the Mudarib (the Bank) is authorized by the providers of Funds (Rabbul Mal)to invest their funds in the manner which the Mudarib deems appropriate. Profits are shared as a common Percentage Rate rather than a fixed amount. The amount of N21.3 billion was paid by the Bank to Financial institutions and other Mudaraba Investment Account Holders during the Year ended .

29 Fees and commission 29a Fees and commission	2024 N'000	2023 N'000
Banking services	1,152,420	514, 023
Net income from E-Business	1,683,087	1,408,424
LC/ trade finance income	3,185,014	882,793
Total Fees and commission Revenuer	**6,020,522**	**2,805,240**
29b Fees and commission Expense		
E-Banking Expense	547,490	470,192
Total Fees and commission Expense	**547,490**	**470,192**

The fees and commissions expenses represent the costs incurred by the bank for providing services to customers using alternative banking platforms such as internet banking, mobile banking, and online purchasing services. These expenses also cover the costs associated with the issuance and maintenance of debit and credit cards used for transactions on these platforms.

These expenses include, but are not limited to:

1. The operational and infrastructure costs of internet banking, mobile banking, and online payment systems.
2. The costs associated with the various debit and credit cards issued by the bank, which are used for payments and transactions on these platforms.

In summary, the fees and commissions expense reflects the bank's costs in supporting and maintaining its alternative banking platforms and card services, while the associated income is derived from the transaction fees and services linked to these platforms.

30 Other operating income

Wakala income	-	231,629
Miscellaneous income	849,626	96,109
Total Other operating income	**849,626**	**327,738**

Other Operating income for the Bank includes commission on sales of FGN sukuk, agency fees on wakala arrangements and gains of sales of assets.

31 Unrealized Exchange Gain/(Loss)

Foreign currency revaluation	144,099	58,992
Total Unrealized Exchange Gain/(Loss)	**144,099**	**58,992**

32 Staff costs

Salaries	11,791,361	8,533,794
Staff pension	434,299	335,428
Training and seminar expenses	624,881	129,225
Other staff expenses	908,477	259,693
Total Staff costs	**13,759,018**	**9,258,140**

The Other Staff Expense are costs related to employee recruitment expenses, welfare, relocation, severance, insurance, and associated work-related cost. These expenses support staff development, well-being, and operational efficiency.

33 Depreciation and amortisation

Depreciation of property, plant & equipment	1,689,728	1,259,107
Amortisation of leasehold improvement	25,053	23,348
Amortisation of intangible assets	120,118	106,842
Total Depreciation and amortisation	**1,834,898**	**1,389,296**

34(I) Other operating expenses

Advertising and marketing	871,860	356,514
Administrative - note 34 (iii)	5,930,326	3,573,433
Subscription and professional fees	794,109	319,887
Occupancy Cost- note 34 (ii)	602,789	482,297
Advisory Committee of Expert Expense	120,145	72,604
Licences (b)	4,860,023	1,566,071
Bank charges	160,612	106,298
Audit fee (a)	100,000	50,000
Donations (d)	112,547	100,837
Deposit insurance premium	2,053,930	1,315,063
Productivity,Bonus & Benefits	3,871,449	657,316
Bandwith and connectivity	302,478	170,288
Directors expenses (c)	1,936,266	1,345,511
Total Operating expenses	**21,716,533**	**10,116,118**

a. Auditor's remuneration represents fees paid for the full year audit of the Bank for the year ended 31 December 2024.The Bank also paid the auditors professional fees for non-audit service as disclosed in Note 47 and this relates to Quality Assurances as well as Internal Control Over Financial Reporting fees for the year.

b. Licenses:This relates to license renewal with OEM and other vendors for the Infrastuctures and yearly maintenance.

c.The Directors Expenses are Inclusive of fees,sitting allowances, and other board committee expenses due to the director for the basic strategic meetings for the Bank

d. Donations, this relates to the Bank's contributions to the society as a form of support..

34(ii) Occupancy Cost

Rental Charges	602,789	482,297
Total Occupancy Cost	**602,789**	**482,297**

34(iii) Administrative Cost

Telephone expenses	1,445	3,009
SWIFT/NIBBS charges	107,252	95,638
Courier charges	37,351	44,737
Service contract (HR and Admin) (a)	2,447,062	1,380,834
Local and foreign travels	442,645	189,732
Printing & Stationaries	154,896	220,432
Repairs and maintenance	609,423	379,280
Security related expenses	104,652	135,194
Money and other Insurance	53,209	311,254
Fuel expense	731,400	470,458
Data recovery & IT related expenses	-	36
Newspaper, magazine & periodicals	1,037	-
Entertaiment	40,528	167,344
Communications & Support expenses	136,703	33,957
Sundry expenses	954,506	134,232
Cash shortage written off	767	3,606
Listing expenses	4,867	10
Industry certification	-	3,680
Windfall Tax/Levy	102,582	-
At 31 of December	**5,930,326**	**3,573,433**

A Service contract (HR and Admin) relates to salaries paid for outsourced services for contract staff with the Bank for the financial year

RISK MANAGEMENT

The core business of a bank is to manage risk and provide returns to the shareholders in line with the accepted risk profile. Risk is inherent in all of the Bank's activities and is managed through a process of ongoing identification, measurement and monitoring, subject to risk limits and other controls in accordance with Regulatory and Board requirements. The Bank is exposed principally to credit risk, liquidity risk, market risk and operational risk but other risks such as reputational risk, legal risk and the various risks defined by the Basel accord are also monitored and managed.

Risk management governance structure

The Board of Directors ("Board") continues to have overall responsibility for the establishment and oversight of the Bank's risk management framework, as well as for approving the Bank's overall risk appetite, and ensuring that business is conducted within this framework.
The Board is the ultimate sanctioning authority. There is a charter for the Board Risk Committee in the Bank saddle with the responsibility of Risk management and governance. During the 2024 financial year, the risk management framework was updated and comprehensively refreshed to reflect the overall business environment. The duties and responsibilities of the committee are governed by formally approved charter.

Risk measurement and reporting systems

In order to effectively monitor and control risks, the Risk Management of the Bank maintains a capability that allows it to:
Prepare portfolio reports across a range of indicators such as portfolio concentrations by geography, industry type, product and risk rating, which are used to analyse and monitor overall portfolio quality;

- Monitor the integrity and consistency of data, including risk ratings, risk migrations, exposures and losses, including the maintenance of a central loss database for the monitoring and analysis of losses;
- Set parameters to be used for the calculation of expected loss and risk capital requirements;
- Consolidate portfolio management data and reports for use by Executive Management and the Board; and
- Establish and maintain a set of early warning indicators to identify emerging risks.
- Detailed reporting of industry, customer and geographic risks acquired takes place frequently.

These reports are examined and discussed closely in a series of quarterly portfolio reviews held with risk managers. Decisions on risk appetite, adjustments to financing criteria and other initiatives are taken as a result of these meetings. Risk reports are presented to the Bank Chief Executive Officer, the Board Risk Committee and the Board regularly. Senior management assesses the adequacy of the provision.

Risk concentration

The Bank seeks to manage its credit risk exposure through diversification of financing activities to avoid undue concentrations of risks with individuals or Banks customers or in specific locations or businesses segments. It also obtains security when appropriate.

Basel II / Internal Capital Adequacy Assessment Process ("ICAAP")

The Central Bank fo Nigeria (CBN), as part of the international Basel II regulatory regime, required each bank in Nigeria to submit a report on its internal capital adequacy assessment process – this is known as the "ICAAP". The Bank has prepared and submitted its ICAAP report annually.
The process aligns the Bank's risk appetite with its risk capacity which, in turn, produces an enterprise-wide set of risk limits within and relevant to the Bank's overall strategy.

CREDIT RISK MANAGEMENT

At Jaiz Bank, everyone is involved in Risk Management with ultimate responsibility residing with the Board. We operate the three (3) lines of defense model which enhances the understanding of risk management and control by clarifying roles and responsibilities.
The risk management process of the bank is well fortified to mitigate and/or eliminate any risk event on the bank's business.

The Risk Management Division has continued to take advantage of advancement and innovation in the technology space to automate the management of risk. Credit and analytics tools are in use to enhance the credit decision-making and monitoring processes in the bank.
The Risk Dashboard has been enhanced to present the Bank's measurable risk metrics for ease of decision-making.

Credit risk is the risk that one party to a financial instrument will fail to discharge an obligation and cause the other party to incur a financial loss.
The Bank controls credit risk by the use of a focused target market discipline which defines who the Bank is prepared to deal with from a risk profile perspective and the use of risk acceptance criteria, which define what type and volume of risk the Bank is prepared to undertake with each counterparty.

These critical tools are used in conjunction with close monitoring of credit exposures, limiting transactions with specific counterparties, and continually assessing the creditworthiness of all counterparties. In addition to monitoring credit limits, the Bank manages the credit exposure relating to its trading activities by entering into master netting agreements and collateral arrangements with counter-parties in appropriate circumstances, and limiting the duration of exposure. In certain cases, the Bank may also close out transactions or assign them to other counter-parties to mitigate credit risk.

The Bank has established a credit quality review process to provide early identification of possible changes in the creditworthiness of counterparties, including regular collateral revisions. The credit quality review process allows the Bank to assess the potential loss as a result of the risks to which it is exposed and take corrective action.

All commercial credit risk exposures are risk rated using International Risk Rating and Local rsik rating system, recognized as an industry wide standard. This platform supports a number of different rating models for various businesses which are now well embedded. Facility Risk Ratings are also applied. Consumer exposures are rated using application and behavioral scorecards.

RESPONSIBILITIES OF BUSINESS UNITS AND INDEPENDENT CREDIT RISK MANAGEMENT

In the Bank, Business Units and independent credit risk management have joint responsibility for the overall accuracy of risk ratings assigned to obligors. Business relationship managers are responsible for deriving the Obligor Risk Rating ('ORR') using approved methodologies. However, independent credit risk management officers validate such ratings.

Notwithstanding who derives the risk rating, Credit Risk Management is responsible for reviewing and ensuring the correctness of the obligor risk rating assigned to borrowers. This review includes ensuring the ongoing consistency of the business' risk rating process with the Bank's risk rating policy; ongoing appropriate application of the risk rating process and tools; review of judgmental and qualitative inputs into the risk rating process; ensuring the timeliness and thoroughness of risk rating reviews; and ensuring that the documentation of the risk rating process is complete and current.

The risk rating scale and the external rating equivalent is detailed below:

S/N	RISK GRADING	SHORT NAME	SCORE
1	Superior	SUP	- 100% cash covered - Government guarantee - International Bank guarantee
2	Good	GD	85+
3	Acceptable	ACCPT	75-84
4	Marginal/Watch list	MG/WL	65-74
5	Special Mention	SM	55-64
6	Sub-standard	SS	45-54
7	Doubful	DF	35-44
8	Bad & Loss	The Senior Leadership Development Programme	<35

RISK RATING/ GRADE	DESCRIPTION	CLASSIFICATION
1/AAA	Exceptional	Extremely Low
2/AAA	Superior	Very Low Risk
3/A	Good	Low Risk
4/BBB	Acceptable	Acceptable Risk

RESPONSIBILITIES OF BUSINESS UNITS AND INDEPENDENT CREDIT RISK MANAGEMENT

Business Units and the independent Credit Risk Management function share responsibility for ensuring the accuracy of risk ratings assigned to obligors. Business relationship managers determine the Obligor Risk Rating (ORR) using approved methodologies, while Credit Risk Management validates these ratings.

Credit Risk Management is responsible for reviewing obligor risk ratings to ensure alignment with the Bank's risk rating policies and methodologies. This process includes:

* Ensuring consistent application of risk rating policies and tools
* Reviewing qualitative and judgmental inputs in the rating process
* Ensuring timely and thorough risk rating reviews
* Maintaining up-to-date risk rating documentation

Credit risk measurement

Bank credit risk is measured in terms of expected credit loss (ECL), which is calculated by multiplying three main components, being the probability of default (PD), loss given default (LGD) and the exposure at default EAD), and discounting at the initial effective profit rate.

Credit risk grading

The Bank has designed a master rating scale, which has 22 risk grades reflecting assessment of default probability of the customer.
The master rating scale comprises 19 performing grades and 3 non-performing grades. For the Retail portfolios, the Bank uses behavior scorecards, which includes recent payment behavior and other relevant relationship information available with the bank, to calculate credit score which is calibrated to PiT (Point-in-Time) PD. Non Retail customers are rated using segment specific customer risk rating models, which uses financial and non-financial information related to the customer to arrive at a risk rating. The risk ratings are calibrated to PiT (Point-in-Time) PD for IFRS 9 based calculations.

ECL measurement

The assessment of credit risk and the estimation of ECL are unbiased, probability-weighted and incorporate all available information relevant to the assessment, including information about past events, current conditions and reasonable and supportable forecasts of economic conditions at the reporting date. In addition, the estimation of ECL takes into account the time value of money.

As per the IFRS 9 requirements, Bank calculates Expected credit loss (ECL) for a facility as a forward looking probability weighted present value of the expected losses over the next 12 months or effective remaining life of the facility.

Expected Loss at any point in time of the life of the facility is calculated using the following formula:

Expected Credit Loss (ECL) = PD*EAD*LGD

For each facility the Bank calculates ECL over two forecast periods:
12 Month: ECL is calculated using 12-month forward looking PD, LGD and EAD.
Lifetime: ECL is calculated using Lifetime forward looking PD, LGD and EAD.

12 Month or Lifetime ECL for each facility is used depending on the stage of the facility, as explained below:
Stage 1: where no significant increase in credit risk is observed, 12 month Expected Credit Loss (ECL) is recorded as impairment provision;
Stage 2: where significant increase in credit risk has been observed, Life-time ECL is recorded as impairment provision; and

Significant increase in credit risk ("SICR")

The stage allocation is determined by identifying a significant increase in credit risk since initial origination. The Bank assesses when significant increase in credit risk has occurred based on the quantitative and qualitative assessments. The facilities are classified as stage 2 when they meet following criteria:

MANAGEMENT OVERLAYS

The Bank derecognizes a financial asset only when the contractual rights to the cash flows from the asset expire or when the Bank transfers the right to receive the contractual cash flows on the financial asset in a transaction in which substantially all the risks and rewards of ownership of the financial assets are transferred, or has assumed an obligation to pay those cash flows to one or more recipients.
The Bank derecognises a financial liability when its contractual obligations are discharged or cancelled or expired.

Curing

Assets can move back to Stage 1 from Stage 2 when they no longer meet the significant increase in credit risk criteria and have completed a probation period of 12 months, defined by the Bank . Similarly, for the movement from Stage 3 to Stage 2, for certain portfolios, the Bank 's policy include probation periods whereby assets remain in Stage 3 for periods of between three to twelve months. The policy also ensures that none of the assets can move back directly to Stage 1 from Stage 3.

REBUTTAL PROCESS

The process involves providing additional qualitative information that significantly impacts the credit risk assessment of a customer and their taging classification in compliance with IFRS 9 standards and relevant regulatory requirements.

Rebuttal Grounds

When backstop is used and an account that has breached the 30 days past due criteria for SICR and 90 days past due criteria for default is transferred to stage 2 or stage 3 respectively, the presumption can be rebutted only on the basis of the following:

I. The relationship manager and divisional head must provide reasonable and supportable evidence for the rebuttal. In doing this, evidence must be provided to the CRO and credit risk management team within 10 working days failure of which the transfer will be made.

For accounts that are moved to stage 2, the CRO and credit risk management team will review the evidence provided by the relationship manager and provide feedback to the relationship manager as regards the acceptability of the evidence.

II. For accounts that are moved to stage 3, the CRO and credit risk management team will review the evidence provided by the relationship manager.

The account is then scheduled to be presented to the Criticised Asset Committee (CAC)

III. CAC takes decision with respect to the acceptability of the evidence presented.

IV. Where the evidence is deemed acceptable as stated in (ii) and (iii) above, the account is immediately transferred back to the previous stage.

Where the evidence is not acceptable, the account is left in the new stage except the relationship manager is able to provide fresh evidence which will follow the same step above.

Measuring ECL - Explanations of input, assumptions and estimation techniques

As per IFRS 9, the ECL calculated for a facility should incorporate both current and forward-looking economic outlook over 12 months and over the remaining life of the facility.

The Bank calculates Expected credit loss (ECL) for a facility as a forward looking probability weighted present value of the expected losses over forecast period (next 12 months or effective remaining life of the facility).

At the reporting date, a monthly ECL is estimated for each individual exposure for each month until the end of the forecast period.

This is calculated as a simple multiplication of PD, LGD and EAD at each month. These monthly ECLs are discounted to the reporting date using the effective profit rate and the summation of these discounted monthly ECLs gives the ECL estimate. The lifetime ECL is the sum of the monthly ECLs over the remaining life, while the 12-month ECL is limited to the first 12 Months.

Probability of Default (PD): Retail: The 12 month PD for each facility is based on behaviour scores which are calibrated to recent portfolio performance in order to reflect the Point in Time PDs. In cases where sufficient performance history is not available to calculate the behaviour score, the Bank has used pool level PDs. Based on historical data, the Bank has developed lifetime default rate evolution curves for various portfolios and segments. To get the macro-economic adjusted lifetime PD term structure, the lifetime curves are multiplied by the macro-economic scalars, derived using the macro-economic overlay models developed by the Bank . Non-Retail: PDs for corporate customers are driven by the risk rating generated from respective rating models. Historical default rates of different segments have been used to develop PD macroeconomic overlay models. The PDs forecasted from the models are then converted to cumulative PD using survival analysis concept and a marginal PD is derived.

Loss Given Default (LGD): Retail: The LGD models are based on the cash recovery estimates. For secured products recoveries from collateral are also considered. For unsecured products and segments within, the Bank has developed recovery curves over the workout period based on the historical recovery experience. For each facility the LGD is calculated using those recovery curves with an adjustment for macro-economic outlook.

For secured products, the LGD is based on the current/future collateral value adjusted for depreciation or House Price Index (HPI). Non-Retail: ADIB uses an off-the-shelf model, calibrated on the Bank 's portfolio, to calculate unsecured LGD. Secured LGD is then calculated after taking the benefit of the assigned collaterals. The LGDs are adjusted for macroeconomic outlook.

Exposure at Default (EAD):

The EAD is the amount which the Bank expects a customer to owe in the event of default.

The EAD depends on the product type:

For amortizing products, this is based on the contractual payments over the forecast period; and

For revolving/off-balance products, this is estimated as a combination of current exposure and credit conversion factor applied on the undrawn portion of the limit. The Bank applies a management overlay for cases where models are unable to capture customer's idiosyncrasies.

These overlays are discussed and approved appropriate management committee of the Bank.

Credit risk monitoring

For IFRS 9 ECL computation, credit exposures are monitored and reported as per IFRS 9 requirements. Stage migrations, any exceptions to SICR criteria, other credit and impairment related matters are reviewed and approved by an appropriate management committee.

Risks of the Bank 's credit portfolio are continuously assessed and monitored on the basis of exceptions, management information reports and returns generated by the business and credit units. Credit risk is also monitored on an ongoing basis with formal monthly and quarterly reporting to ensure that senior management is aware of shifts in the credit quality of the portfolio along with changing external factors.

Credit risk mitigation strategy

The Bank operates within prudential exposure ceilings set by the Board in line with Central Bank of Nigeria guidelines.

There are well laid out processes for exception management and escalation.

The Bank has adopted measures to diversify the exposures to various sectors. Diversification is achieved by limiting concentration through setting customer, industry and geographical limit.

Collateral management

Collaterals and guarantees are effectively used as mitigating tools by the Bank .The quality of collateral is continuously monitored and assessed and the Bank seeks to ensure enforce ability of the collateral.

Major categories of collaterals include cash/ fixed deposits, inventories, shares, guarantees (corporate, bank and personal guarantees), immovable properties, receivables and vehicles.

Collaterals are revalued regularly as per the bank's credit policy. In addition, ad hoc valuations are also carried out depending on the nature of collateral and general economic condition.

This enables the Bank to assess the fair market value of the collateral and ensure that risks are appropriately covered. Security structures and legal covenants are also subject to regular review.

Credit-related commitments risks

The Bank makes available to its customers guarantees which may require that the Bank makes payments on their behalf. Such payments are collected from customers based on the terms of the letters of guarantee.

They expose the Bank to similar risks as financing and these are mitigated by the same control processes and policies.

Impairment assessment

With the adoption of IFRS 9 the incurred loss approach for impairment has been replaced by a forward looking expected credit loss (ECL) approach.

The Bank recognizes an allowance for ECL for all financial instruments other than those held at fair value through profit or loss. Financial instruments are classified into three categories as follows:

Stage 1 (performing): where no Significant Increase in Credit Risk (SICR) since origination has been observed. ECL from default events that are possible within the next 12 months is booked as impairment provision.

Stage 2 (underperforming): where a SICR since origination is observed however a default has not occurred. ECL from default events that are possible over the lifetime of the financial instrument is booked as impairment provision.

Stage 3 (non-performing): where a default has occurred, ECL based on the loss expected over the remaining life of the financial instrument is recognized as an impairment provision.

The criteria for SICR have been defined for both the wholesale and retail book.The primary driver of SICR for the wholesale book is the customer risk rating migration since origination.The customer risk rating in turn is determined by the probability of default.

The primary driver of the SICR for the retail book is the past due status and the lifetime probability of default.

The ECL is calculated as a product of the Probability of Default (PD), Loss Given Default (LGD) and Exposure at Default (EAD) which is present valued using the effective profit rate of each facility.The PDs and LGDs are adjusted based on weighted average of three macroeconomic scenarios sourced from an external industry expert.These scenarios are updated quarterly.

Write-off of financing assets

Board approved policies are in place covering the write offs for all the financing portfolios of the Bank.These reflect guides Central Bank of Nigeria rules, accepted international accounting standards, and market and industry best practice and are stringently adhered to.

Collateral and Other Credit enhancements

Investments are secured by acceptable collateral with first charge over assets.Adequate collaterals against the exposure are ensured by considering the forced sale value (FSV) of the property pledged against the investment amount.

The bank ensured enforceability of collaterals by perfecting documentations and other legal areas of documentations.

Appropriate insurance policies are maintained (renewed periodically) on assets pledged and the documents of insurance are preserved and recorded.

The table below shows the collateral value reported against the customers and individually as at the reporting date

2024			
Collateral Type	**Against customer financing not impaired**	**Against individually impaired**	**Grand Total**
(N'000)	**(N'000)**	**(N'000)**	**(N'000)**
Legal Mortgage	101,456,976	4,005,090	105,462,065
Equitable Mortgage	25,555,025	1,087,921	26,642,946
Total Asset Debenture	20,705,504	979,148	21,684,652
Cash and Deposits	21,685,129	1,190,423	22,875,552
Assets - Other	107,605,341	5,027,408	112,632,749
Equity	13,490	475	13,966
Total	**277,021,465**	**12,290,465**	**289,311,930**

2023			
Collateral Type	**Against customer financing not impaired**	**Against individually impaired**	**Grand Total**
(N'000)	**(N'000)**	**(N'000)**	**(N'000)**
Legal Mortgage	86,905,253	5,773,806	92,679,059
Equitable Mortgage	10,950,631	1,002,804	11,953,435
Total Asset Debenture	32,682,701	1,734,075	34,416,776
Cash and Deposits	30,805,301	7,321,796	38,127,097
Assets - Other	38,072,380	7,825,534	45,897,914
Equity	-	869	869
Total	**199,416,266**	**23,658,884**	**223,075,150**

Investment facilities advanced to customers bear many risks. The Bank identifies those risks and takes necessary measures to mitigate them and to keep the overall risks as minimal as possible. The risk so identified through rating/grading is quantified for better understanding and taking appropriate techniques to mitigate the risks. As a bank we measure the risks in a systematic process to grade the risks as accurately as possible.

December 2024

Gross Exposures by rating
Financial instruments carried at amortized cost

	Stage 1 (N'000)	Stage 2 (N'000)	Stage 3 (N'000)	Grand Total (N'000)
A	139,955,313	119,761	25,258	**140,100,331**
AA	13,624,608	-	-	**13,624,608**
AAA	25,658	-	-	**25,658**
B	1,174,613	768,242	-	**1,942,855**
BB	41,636,531	329,001	-	**41,965,532**
BBB	13,818,989	435,902	-	**14,254,891**
C	1,088,529	6,072	-	**1,094,601**
CCC	862,761	-	-	**862,761**
D	-	-	75,440,692	**75,440,692**
Total	**212,187,003**	**1,658,977**	**75,465,950**	**289,311,930**

Contigent Liabilities and Commitments

	Stage 1 (N'000)	Stage 2 (N'000)	Stage 3 (N'000)	Grand Total (N'000)
AA	133,278,065	-	-	133,278,065

December 2023

Gross Exposures by rating
Financial instruments carried at amortized cost

	Stage 1 (N'000)	Stage 2 (N'000)	Stage 3 (N'000)	Grand Total (N'000)
AA	17,897,645	259,033	105	**18,156,783**
A	110,985,567	3,115,138	905,937	**115,006,642**
BBB	3,864,981	354,640	19,459	**4,239,080**
BB	48,226,675	4,695,643	354,569	**53,291,887**
B	7,174,723	2,573	56	**7,177,352**
C	1,789,651	1,049,997	-	**2,839,648**
D	-	-	22,363,758	**22,363,758**
Total	**189,939,242**	**9,477,024**	**23,658,884**	**223,075,150**

Contigent Liabilities and Commitments

	Stage 1 (N'000)	Stage 2 (N'000)	Stage 3 (N'000)	Grand Total (N'000)
AA	53,739,318	-	-	53,739,318

December 2024

Expected Credit Losses (ECL) by rating is as follows:
Financial instruments carried at amortized cost - ECL

	Stage 1 (N'000)	Stage 2 (N'000)	Stage 3 (N'000)	Grand Total (N'000)
A	4,854,562	16,953	27,947	**4,899,462**
AA	235,757	-	-	**235,757**
AAA	3,384	-	-	**3,384**
B	11,118	68,756	-	**79,874**
BB	352,328	175,125	-	**527,453**
BBB	38,325	139,681	-	**178,006**
C	3,996	88,481	-	**92,477**
CCC	4,920	-	-	**4,920**
D	-	-	2,905,922	**2,905,922**
Total	**5,504,389**	**488,996**	**2,933,870**	**8,927,255**

Contigent Liabilities and Commitments

	Stage 1 (N'000)	Stage 2 (N'000)	Stage 3 (N'000)	Grand Total (N'000)
AA	335,063	-	-	335,063

December 2023

Expected Credit Losses (ECL) by rating is as follows:
Financial instruments carried at amortized cost - ECL

	Stage 1 (N'000)	Stage 2 (N'000)	Stage 3 (N'000)	Grand Total (N'000)
AA	386,369	2,422	11	**388,802**
A	2,161,657	34,576	90,593	**2,286,826**
BBB	55,209	2,608	3,034	**60,851**
BB	918,871	193,532	36,933	**1,149,335**
B	50,769	23	6	**50,798**
C	45,218	10,984	-	**56,202**
D	-	-	10,526,891	**10,526,891**
Total	**3,618,093**	**244,145**	**10,657,468**	**14,519,705**

Contigent Liabilities and Commitments - ECL

	Stage 1 (N'000)	Stage 2 (N'000)	Stage 3 (N'000)	Grand Total (N'000)
AA	118,180	-	-	118,180

It is the Bank maintains accurate and consistent risk ratings across the credit portfolio. This facilitates focused management of the applicable risks and the comparison of credit exposures across all lines of business, geographic regions and products. The rating system is supported by a variety of financial and qualitative analysis, combined with processed market information to provide the main inputs for the measurement of counterparty risk.

All internal risk ratings are tailored to the various categories and are derived in accordance with the Bank's rating . The risk ratings models are assessed and updated regularly. The ratings equivalent grades are relevant only for certain of the exposures in each risk rating class. The rating models are constantly aligned to specific business segments during the course of the year.

December 2024

Credit quality per stage for financial assets

Movement in gross exposures stages is as follows:

Financial instruments carried at amortized cost	Stage 1 (N'000)	Stage 2 (N'000)	Stage 3 (N'000)	Grand Total (N'000)
Balance as at 1st January 2024	189,939,242	9,477,024	23,658,884	**223,075,150**
Settlement during the year	(100,330,047)	(2,238,710)	(10,907,799)	**(113,476,556)**
Transfer from stage 1 to stage 2	(5,355,263)	5,355,263	-	**-**
Transfer from stage 1 to stage 3	(6,444,251)	-	6,444,251	**-**
Transfer from stage 2 to stage 1	9,522,556	(9,522,556)	-	**-**
Transfer from stage 2 to stage 3	-	(506,183)	506,183	**-**
Transfer from stage 3 to stage 1	7,608,879	-	(7,608,879)	**-**
Transfer from stage 3 to stage 2	-	1,550,302	(1,550,302)	**-**
Other movements within the same stage	(24,418,390)	4,834,875	559,679	**(19,023,836)**
New financial assets originated	198,737,214	-	-	**198,737,214**
Balance as at 31 December, 2024	**269,259,940**	**8,950,015**	**11,102,017**	**289,311,972**

December 2024

Contigent Liabilities and Commitmentss	Stage 1 (N'000)	Stage 2 (N'000)	Stage 3 (N'000)	Grand Total (N'000)
Balance as at 1st January 2024	53,739,318	-	-	**53,739,318**
Liquidated during the year	(31,988,064)	-	-	**(31,988,064)**
Transfer from stage 1 to stage 2	-	-	-	**-**
Transfer from stage 1 to stage 3	(249,315)	-	249,315	**-**
Transfer from stage 2 to stage 1	-	-	-	**-**
Transfer from stage 2 to stage 3	-	-	-	**-**
Transfer from stage 3 to stage 1	-	-	-	**-**
Transfer from stage 3 to stage 2	-	-	-	**-**
Other movements within the same stage	7,862,945	-	-	**7,862,945**
New financial assets originated	103,633,866		-	**103,663,866**
Balance as at 31 December, 2024	**133,028,750**	**-**	**249,315**	**133,278,065**

December 2023

Credit quality per stage for financial assets

Movement in gross exposures stages is as follows:

Financial instruments carried at amortized cost	Stage 1 (N'000)	Stage 2 (N'000)	Stage 3 (N'000)	Grand Total (N'000)
Balance as at 1st January 2023	162,979,782	8,122,434	20,903,499	**192,005,715**
Settlement during the year	(86,399,694)	(4,709,970)	(745,314)	**(91,854,978)**
Transfer from stage 1 to stage 2	(3,258,331)	3,258,331	-	**-**
Transfer from stage 1 to stage 3	(11,779,811)	-	11,779,811	**-**
Transfer from stage 2 to stage 1	764,242	(764,242)	-	**-**
Transfer from stage 2 to stage 3	-	(1,393,567)	1,393,567	**-**
Transfer from stage 3 to stage 1	3,006,899	-	(3,006,899)	**-**
Transfer from stage 3 to stage 2	-	891,460	(891,460)	**-**
Other movements within the same stage	(30,380,744)	(614,428)	(8,004,691)	**(38,999,863)**
New financial assets originated	155,006,899	4,687,006	2,230,371	**161,924,276**
Balance as at 31 December, 2023	**189,939,242**	**9,477,024**	**23,658,884**	**223,075,150**

December 2023

Contigent Liabilities and Commitmentss	Stage 1 (N'000)	Stage 2 (N'000)	Stage 3 (N'000)	Grand Total (N'000)
Balance as at 1st January 2023	50,759,130	-	-	**50,759,130**
Liquidated during the year	(42,315,809)	-	-	**(42,315,809)**
Transfer from stage 1 to stage 2	-	-	-	**-**
Transfer from stage 1 to stage 3	-	-	-	**-**
Transfer from stage 2 to stage 1	-	-	-	**-**
Transfer from stage 2 to stage 3	-	-	-	**-**
Transfer from stage 3 to stage 1	-	-	-	**-**
Transfer from stage 3 to stage 2	-	-	-	**-**
Other movements within the same stage	(2,987,148)	-	-	**(2,987,148)**
New financial assets originated	48,283,145		-	**48,283,145**
Balance as at 31 December, 2023	**53,739,318**	**-**	**-**	**53,739,318**

Market risk management is designed to limit the amount of potential losses on open positions which may arise due to unforeseen changes in profit rates, foreign exchange rates or equity prices that the Bank can be exposed to due to the nature of services and product offering.
Over the years, the Nigerian financial market has witnessed a dramatic expansion in the array of financial services and products.
This tremendous growth in scale and scope has also generated new risks with global consequences, especially market risk, necessitating an assessment of exposures to the volatility of the underlying risk drivers.

This has prompted the upgrading of the Market Risk Policy; Asset and Liability Management Policy; Liquidity Policy; Stress Testing Policy, and so on, to ensure the risks faced a market risk arises from changes in market rates such as volatility of inflationary pressure, economic index, profit rates, foreign exchange rates and prices, as well as in their correlation and implied volatilities.
The Bank pays considerable attention to market risk. The Bank uses appropriate models, as per standard market practice, for the valuation of its positions and receives regular market information in order to regulate market risk.
The trading market risk framework comprises of the following elements:
Limits to ensure that risk-takers do not exceed aggregate risk and concentration parameters ; and Independent mark-to-market valuation, reconciliation of positions and tracking of stop-losses for trading positions on timely basis.

The policies and procedures and the trading limits are set to ensure the implementation of the Bank's market risk policy in day-to-day operations. These are viewed periodically to ensure they remain in line with the Bank's general market risk policy. The CRO ensure that the market risk management process is always adequately and appropriately staffed.

In addition to its internal procedures and systems, the Bank is required to comply with the guidelines and regulations of the Central Bank Nigeria where applicable. The Bank's capital and earnings are exposed to risk due to adverse changes in market prices. Consequently, the Bank has put in place a comprehensive market risk management framework to manage exposure to adverse changes in interest rates, foreign exchange, and equity prices.
The objective is not to completely avoid these risks but to ensure exposure to these risks through our trading and banking book positions are kept within the Bank's defined risk appetite and tolerance.

MANAGEMENT AND CONTROL

Asset and Liability Management Policy; Liquidity Policy; Stress Testing Policy, and so on, to ensure the risks faced across business activities and on an aggregate basis are within the stipulated risk appetite of the Bank. These policies have been benchmarked with industry-leading practices and CBN regulations.
The Bank runs an integrated and straight-through processing treasury system to enable efficient monitoring and management of interest rate and foreign exchange risks. Liquidity, Exchange Rate, and Interest Rate risks are managed through various approaches, viz. Liquidity Gap Analysis, Dynamic Cash Flow Analysis, Liquidity Ratios, and Sensitivity Analysis. The primary aim of these processes is risk forecasting and impact mitigation through management action and portfolio rebalancing.
The Bank regularly conducts stress testing to monitor its vulnerability to unfavourable shocks. It monitors and controls its risk, using various internal and regulatory risk limits for the trading book and banking book which are set according to several criteria including economic scenario, business strategy, management experience, peer analysis, and the Bank's risk appetite.

The Bank uses a variety of tools to track and manage this risk:
Maturity analysis: Asset and Liabilities structures
Liquidity analysis: This is used in relation to CBN circular to ensure that the Bank is liquid
Sensitivity Analysis: The Bank employs the use of scenario and sensitivity analysis in evaluating its exposures per time. Scenario analysis is the process of predicting the possible balance sheet impact to changes that may occur to existing variables whilst sensitivity analysis is the study of how the outcome of a decision changes due to variations in input.

LIQUIDITY RISK MANAGEMENT

Liquidity risk is the risk that the Bank will be unable to meet its payment obligations when they fall due under normal and stress circumstances.
To limit this risk, management has arranged diversified funding sources in addition to its core deposit base, manages assets with liquidity in mind, and monitors future cash flows and liquidity on a daily basis.
This incorporates an assessment of expected cash flows, the maintenance and monitoring of the inventory of high-grade collateral which could be used to secure additional funding if required. The Bank maintains a portfolio of highly quality and diverse securities that can be easily liquidated and/or used as collateral in the event of an unforeseen stress on of cash flow.
The Bank also has committed lines of credit that it can access to meet liquidity needs. In addition, the Bank maintains statutory deposits with the Central Bank.
The liquidity position is assessed and managed under a variety of stress scenarios, given due consideration to severe yet plausible stress conditions relating to both the market in general and specifically to the Bank.
The high quality of the investment portfolio ensures its liquidity and/or eligibility as acceptable collateral and coupled with the Bank's own funds and "evergreen" customer deposits help these forms a stable funding source. Even under adverse conditions, the Bank has access to the funds necessary to cover customer needs and meet its funding requirements.
The primary tool for monitoring liquidity is the maturity mismatch analysis, which is monitored over successive time bands and across functional currencies. Guidelines are established for the cumulative negative cash flow over successive time bands. In addition, the Bank monitors various liquidity risk ratios and maintains an up-to-date contingency funding plan.
Liquidity risk management strategies include:
Maintaining high-quality, liquid assets.
Establishing committed lines of credit.
Complying with regulatory liquidity requirements.
Conducting stress testing to assess liquidity under adverse conditions.

Asset & Liability Committee ("ALCO")

Asset & Liability Committee ("ALCO") The Asset & Liability Management ("ALM") process focusses on planning, acquiring, and directing the flow of funds through the organization. The ultimate objective of this process is to generate adequate stable earnings and to steadily build equity over time, while taking measured business risk aligned to the overall risk appetite of the Bank. The Bank ALM is well defined which describes the objective, role and function of the ALCO. This process revolves around ALCO, the body within the Bank that holds the responsibility to make strategic decisions relating to the management of financial position related risks. The ALCO consists of the Bank's senior management including the CEO and Executive Director and normally meets monthly.

CAPITAL RISK MANAGEMENT

Capital risk refers to the potential erosion of the Bank's capital base due to inadequate capital management.
Capital risk refers to the potential erosion of the Bank's capital base due to inadequate capital management:
Ensuring compliance with capital ratios required by regulators and the Bank's Board.
Maintaining sufficient capital resources to meet economic capital (EC) requirements.
Generating adequate capital to support asset growth.
Capital Management Strategy: The Bank's strategy revolves around maximizing shareholder value through the optimization of capital resources.
Decisions regarding capital allocation are influenced by factors such as return on economic capital (EC), regulatory capital (RC), and the internal capital adequacy assessment process (ICAAP).

IMPORTANCE OF CAPITAL MANAGEMENT

Capital management is essential to the Bank's sustainability. As such, it is prioritized at the board level, with the Board responsible for overseeing the capital management policy, target levels, and strategy. A structured capital management framework ensures efficient capital planning, issuance, alignment with the Basel Accords, economic capital utilization, and the evaluation of economic profit (EP). The integrated approach aligns the Bank's strategy, risk management, and financial processes with its capital management practices, ensuring that capital usage is planned, measured, and aligned with performance, pricing, and risk appetite.

COMPLIANCE RISK MANAGEMENT

The Bank's compliance function is responsible for managing compliance risk, ensuring alignment with the overall risk management strategy.

Working closely with Internal Audit and Risk Management, the compliance function plays a crucial role in promoting an integrated approach to risk assurance and enhancing visibility of controls across the Bank.

The compliance function continually refines its approach, focusing on regulatory intelligence, compliance monitoring, testing, and strengthening collaboration with business units. Real-time monitoring has been enhanced, enabling the Bank to identify high-risk transactions and detect non-compliance early.

Measurement, Monitoring, and Management of Compliance Risk: Compliance risk is managed through:

- Metrics, incident assessments, regulatory feedback, compliance testing, and external assessments related to Anti-Money Laundering/
- Countering the Financing of Terrorism (AML/CFT) and other compliance vulnerabilities.
- Ongoing monitoring and reporting by the compliance function and the results of audits and regulatory inspections.
- Establishing and communicating policies and procedures, training employees, and monitoring adherence.
- The Bank remains committed to high standards of integrity and compliance with all legal and regulatory obligations.
- This is supported by the 'Three Lines of Defense' model, which ensures integrated risk management across the organization.

Compliance Risk Management Approach:

Business units are required to comply with applicable regulations, with the compliance function supporting them in maintaining systems of internal control and reporting.

In the absence of regulatory requirements, business units implement minimum standards in line with best compliance practices.

INFORMATION AND CYBER SECURITY RISK MANAGEMENT

The evolving global cybersecurity landscape, coupled with the growing sophistication of cyber threats, requires the Bank to maintain a proactive approach to cybersecurity. This includes robust defense mechanisms, threat intelligence, and resilience capabilities.

The Bank's cybersecurity framework employs a defense-in-depth strategy, protecting information assets, human capital, and operations.

Key initiatives include improving incident detection, response, and resilience across all levels of the organization.

The Bank has also established a 24/7 Security Operations Center (SOC) to enhance visibility and mitigate risks.

Strategic Cybersecurity Measures:

Strengthened defenses through global best-practice security frameworks and regular compliance reassessments.

Investment in human capital via continuous training to improve employee awareness and reduce the risk of social engineering attacks.

A commitment to maintaining a moderate overall cyber risk appetite while ensuring compliance and resilience in the face of emerging threats .

ENVIRONMENTAL AND SOCIAL RISK MANAGEMENT

The Bank's Environmental and Social (E&S) risk management strategy focuses on reducing the negative impact of climate change while leveragingthe transition toward a low-carbon economy as an opportunity. We recognize that our customers' activities may impact the environment and surrounding communities.

The Bank has implemented a robust governance framework to ensure resilience in managing E&S risks. We aim to create partnerships with our customers to align on sustainable practices and mitigate environmental risks.

This includes automating E&S lending reviews and pioneering green bonds.

Climate Change and Risk Mitigation: The Bank is committed to addressing climate change, contributing to global carbon reduction goals, and managing climate-related risks within its portfolio. We are actively participating in internationally recognized climate risk initiatives to further mitigate these risks.

REPUTATIONAL RISK MANAGEMENT

Reputational risk arises when the Bank's public image is tarnished due to negative events concerning its business practices, conduct, or financial health.

The Bank's Reputational Risk Management team works proactively to minimize reputational threats and avoid crises that could endanger the Bank's survival.

Framework for Managing Reputational Risk: The Bank has established a comprehensive framework to assess and mitigate reputational risks, particularly in the following contexts:

Operating in a highly regulated financial industry with significant vulnerability to regulatory actions.

Competitive markets where differentiation is minimal, leading to reputational exposure.

The Bank's reputation is intertwined with that of its clients.

The fast-spreading nature of negative news via social media.

Impact of Reputational Risk Events: Reputational risks can lead to:

Loss of customers or business partners.

Erosion of public confidence and employee morale.

Increased costs for financing or regulatory compliance.

Potential regulatory sanctions or loss of business licenses.

The Bank's policy prioritizes the protection of its reputation above all else, ensuring that reputational risk is mitigated through effective management of other risk types.

36 Foreign exchange sensitivity analysis

As at 31 December 2024

Financial assets:	Naira N'000	Dollar N'000	Pound N'000	Euro N'000	Yuan N'000	Others N'000	Total N'000
Cash and balances with Central Bank of Nigeria	235,224,260	3,191,876	78,395	270,449	-	-	**238,764,980**
Due from banks and other financial institutions	30,998	140,804,951	135,938	9,205	-	1,420,044	**142,401,137**
Investment in sukuk	234,371,499	114,626,000	-	-	-	-	**348,997,499**
Interbank Mudaraba	48,130,103	-	-	-	-	-	**48,130,103**
Financing Assets(net)	206,074,647	8,700,195	-	-	-	-	**214,774,842**
Inventory Financing(net)	50,408,853	7,931,276	-	-	-	-	**58,340,129**
Other assets	4,241,617	2,189,026	-	-	-	-	**6,430,643**
Property and Equipment (net)	20,165,312	-	-	-	-	-	**20,165,312**
Leasehold improvement (net)	108,756	-	-	-	-	-	**108,756**
Intangible assets (net)	673,262	-	-	-	-	-	**673,262**
Deferred tax asset	2,927,243	-	-	-	-	-	**2,927,243**
Total assets	**802,356,553**	**277,443,324**	**214,333**	**279,655**	**-**	**1,420,044**	**1,080,746,982**
Financial liabilities:							
Customer current deposits	684,376,551	219,995,014	154,515	261,878	-	-	**904,787,957**
Onward financing	28,999,627	-	-	-	-	-	**28,999,627**
Other liabilities	16,024,319	57,448,310	59,818	17,778	-	1,420,044	**74,970,269**
Tax payable	1,490,289	-	-	-	-	-	**1,490,289**
Equity	71,465,767	-	-	-	-	-	**71,465,767**
Total financial liabilities	**802,356,553**	**277,443,324**	**214,333**	**279,655**	**-**	**1,420,044**	**1,081,713,907**
Net open currency position	**-**	**-**	**-**	**-**	**-**	**-**	**-**

As at 31 December 2023

Financial assets:	Naira N'000	Dollar N'000	Pound N'000	Euro N'000	Yuan N'000	Others N'000	Total N'000
Cash and balances with Central Bank of Nigeria	166,519,818	6,693,461	80,024	75,748	-	-	**173,369,051**
Due from banks and other financial institutions	-	28,747,273	112,134	1,030,276	-	1,159,200	**31,048,883**
Investment in sukuk	152,204,830	-	-	-	-	-	**152,204,830**
Interbank Mudaraba	5,010,788	-	-	-	-	-	**5,010,788**
Financing Assets(net)	164,190,821	8,443,896	-	-	-	-	**172,634,717**
Inventory Financing(net)	27,479,555	-	-	-	-	-	**27,479,555**
Other assets	(5,658,455)	8,950,908	-	1,546	-	-	**3,293,998**
Property and Equipment (net)	11,987,164	-	-	-	-	-	**11,987,164**
Leasehold improvement (net)	59,139	-	-	-	-	-	**59,139**
Intangible assets (net)	599,963	-	-	-	-	-	**599,963**
Deferred tax asset	2,442,970	-	-	-	-	-	**2,442,970**
Total assets	**524,836,593**	**52,835,537**	**192,159**	**1,107,569**	**-**	**1,159,200**	**580,131,058**
Financial liabilities:							
Customer current deposits	436,949,687	28,333,654	181,366	1,106,491	-	-	**466,571,199**
Onward financing	40,672,934	759,566	-	-	-	-	**41,432,500**
Other liabilities	16,119,299	16,075,948	10,793	1,081	-	-	**32,207,121**
Tax payable	605,315	-	-	-	-	-	**605,315**
Equity	39,314,923	-	-	-	-	-	**39,314,923**
Total financial liabilities	**533,662,158**	**45,169,168**	**192,159**	**1,107,573**	**-**	**-**	**580,131,058**
Net open currency position	**(8,825,565)**	**7,666,368**	**-**	**(3)**	**-**	**1,159,200**	**-**

The Bank's exposure to foreign currency risk is low. Movement in exchange rate between the US Dollar and the Euro affects reported earnings through revaluation gain or loss and the statement of financial position size through increase or decrease in the revalued amounts of assets andliabilities denominated in foreign currency.

Foreign exchange sensitivity analysis

The Foreign exchange sensitivity analysis of the Bank is presented below.

The Bank operates internationally and is exposed to foreign exchange risk arising from various currency exposures primarily with respect to the US dollar, UK pound and Euro. Foreign exchange risk represents exposures to changes in the values of current holdings and future cash flows denominated in other currencies. The types of instruments exposed to this risk include investments foreign currency denominated securities, future cash flows in foreign currencies arising from foreign exchange transactions, foreign currency denominated debt amongst others.
The value of these instruments fluctuates with changes in the level or volatility of currency exchange rates or foreign interest rates.
The Bank arrange foreign instruments whose values hedges currency debts to foreign currency securities to eliminate exchange exposures on such deposits.

Foreign exchange profit or loss (Dollars) The Bank carried out the following in determining sensitivity of the Bank's profit to fluctuations in exchange rate of dollars:
Daily dollar exchange rates were obtained for Twelve-month period and trended.
A reasonably possible change from -43.99 to + 711.61 (Dec 2023 -0.15 to +490.79) was determined based on the distribution of 12-month daily change in exchange rates.
The change in exchange rates was then applied to the bank's dollar position at the end of the period.

Foreign exchange profit or loss (Pounds) The Bank carried out the following in determining sensitivity of the Bank's profit to fluctuations in exchange rate of pounds:
Daily pound exchange rates were obtained and trended A reasonably possible change from -66.40 to +896.18.27 (Dec 2023: -0.15 to + 656.43) was determined based on the distribution of 12-month daily change in exchange rates.
The chosen reasonable change in exchange rates was then applied to the bank's position as at end of the period.

Foreign exchange profit or loss (Euros) The Bank carried out the following in determining sensitivity of the Bank's profit to fluctuations in exchange rate of Euro:
Daily Euro exchange rates were obtained and trended
A reasonably possible change from -59.25 to +702.04 (Dec 2023: -4.41 to + 562.59) was determined based on the distribution of 12-month daily change in exchange rates.
The chosen reasonable change in exchange rates was then applied to the bank's position as at end of the period.

As at 31 Dec 2024, if the Naira had strengthened/weakened by -165.45/563.69 against the Dollar, strengthened/weakened by -207.61/715.27 against the Pounds, strengthened/weakened by -281.36/609.97 against the Euro and if Naira had strengthened/weakened by -218.14/629.64 (June 2023: -31.35/270.64) against the other currencies with all other variables held constant at the end of the year would have increased/ (decreased) translation of the Balance sheet.

For each foreign currency net exposure ,it is reasonable to assume a 10% appreciation/depreciation against the functional currency.
If all other variables are held constant, the tables below present the impacts on profit or loss before tax if these currency movements had occurred.

	Dollar	Pound	Euro	Yuan
As at 31 December 2024				
Net foreign currency exposures	(4,631,914)	-	-	-
As at 31 December 2023				
Net foreign currency exposures	7,666,368	-	(3)	1,159,200

The Bank is exposed to the US Dollar and Euro currencies.
The following table details the sensitivity to a 15% increase and decrease in Naira against the US Dollar and Euro. Management believe that a 15% movement in either direction is reasonably possible at the reporting date. The sensitivity analyses below include outstanding US Dollar and Euro denominated assets and liabilities. A positive number indicates an increase in profit where Naira strengthens by 15% against the US Dollar and Euro. For a 15% weakening of Naira against the US Dollar and Euro, there would be an equal and opposite impact on profit, and the balance below would be negative.

Foreign exchange sensitivity analysis (31 December 2024)

Naira strengthens by 15% against the US Dollar Profit/ (loss)	-
Naira weakens by 15% against the US Dollar Profit/(loss)	-
Naira strengthens by 15% against the GBP Pounds) Profit/ (loss)	-
Naira weakens by 15% against the GBP Pounds Profit/(loss)	-
Naira strengthens by 15% against the Euro Profit/ (loss)	-
Naira weakens by 15% against the Euro Profit/(loss)	-
Naira strengthens by 15% against the Yuan Profit/(loss)	-
Naira weakens by 15% against the Yuan Profit/(loss)	-

Foreign exchange sensitivity analysis (31 December 2023)

Naira strengthens by 10% against the US Dollar Profit/ (loss)	**9,474**
Naira weakens by 10% against the US Dolla Profit / (Loss)	**(9,474)**
Naira strengthens by 10% against the GBP Pounds Profit / (Loss)	**201**
Naira weakens by 10% against the GBP Pounds Profit / (Loss)	**(201)**
Naira strengthens by 10% against the Euro Profit / (Loss)	**115**
Naira weakens by 10% against the Euro Profit / (Loss)	**(115)**
Naira strengthens by 10% against the Yuan Profit / (Loss)	**50**
Naira weakens by 10% against the YuanProfit / (Loss)	**(50)**

37. Maturity analysis

The table below analyses financial assets and liabilities of the Bank into relevant maturity based on the remaining period at reporting date to the contractual maturity date.

The table includes both principal and profit earned as at year end.

As at 31 December 2024

	Carrying Amount N'000	Gross nominal inflow/outflow N'000	Up to 1 Month N'000	Up 1 to 3 Month N'000	3 to 6 Month N'000	6 to 12 Month N'000	1 to 3 Month N'000	Over 3 Month N'000
Financial assets:								
Cash and balances with Central Bank of Nigeria	238,764,980	238,764,980	238,764,980	-	-	-	-	-
Due from banks and other financial institutions	142,401,137	142,401,137	142,401,137	-	-	-	-	-
Investment in sukuk	349,556,203	364,343,749	-	115,155,540	-	14,202,963	-	234,985,245
Interbank Mudaraba	48,130,103	48,000,000	48,000,000	-	-	-	-	-
Financing Assets(net)	215,254,217	222,165,243	28,035,249	67,266,282	-	31,724,459	65,402,735	13,367,319
Inventory Financing(net)	58,340,129	60,356,358	9,739,588	16,200,000	22,860,708	4,461,783	10,156,125	1,648,639
Other assets	4,425,638	6,835,418	-	-	18,449,044	-	-	6,835,418
Total assets	**1,056,872,408**	**1,082,866,885**	**466,940,954**	**198,621,822**	**41,309,751**	**50,389,205**	**75,558,860**	**256,836,622**
Financial liabilities:								
Customer current deposits	493,599,402	493,599,402	493,599,402	-	-	-	13,540,215	-
Customers' investment accounts	411,188,555	411,188,555	370,966,315	3,893,556	19,141,751	3,646,718	28,999,627	-
Other Funding	28,999,627	28,999,627	-	-	-	-	-	-
Other liabilities	75,493,630	75,493,631	-	-	-	-	-	75,493,631
Total financial liabilities	**1,009,281,215**	**1,009,281,215**	**864,565,717**	**3,893,556**	**19,141,751**	**3,646,718**	**42,539,842**	**75,493,631**
Gap (asset - liabilities)	**47,591,193**	**73,585,670**	**(397,629,763)**	**194,728,266**	**22,168,000**	**46,742,486**	**33,019,018**	**181,342,991**
Cumulative liquidity gap								

As at 31 December 2023

Financial assets	Carrying Amount N'000	Gross nominal inflow/outflow N'000	Up to 1 Months N'000	1 to 3 Months N'000	3 to 6 Months N'000	6 to 12 Months N'000	1 to 3 Months N'000	Over 3 Years N'000
Cash and balances with Central Bank of Nigeria	173,369,051	173,369,051	173,369,051	-	-	-		-
Due from banks and other financial institutions	31,048,883	31,048,883	31,048,883	-	-	-		-
Investment in sukuk	152,204,830	165,950,402	-	-	-	29,901,782	11,836,138	124,212,482
Interbank Mudaraba	5,010,788	5,010,788	5,010,788	-	-	-	-	-
Financing Assets(net)	172,634,716	190,530,507	33,766,802	24,896,862	20,959,956	24,628,996	34,102,465	52,175,425
Inventory Financing(net)	27,479,555	32,545,055	18,831,507	5,918,038	6,297,845	1,417,221		-
Other assets	599,963	1,225,976	-	-	-	-	-	1,225,976
Total financial assets	**562,347,788**	**599,680,663**	**262,027,032**	**30,814,899**	**27,257,801**	**55,947,999**	**46,019,048**	**177,613,883**
Customer current deposits	224,463,962	224,463,962	224,463,962	-	-	-	-	-
Customers' investment accounts	242,107,237	242,107,237	204,530,232	26,782,906	6,545,454	-	4,248,645	-
Other Funding	41,432,500	41,432,500	-	-	-	-	41,432,500	-
Other liabilities	32,207,119	32,207,119	-	-	-	-	-	32,207,119
Total financial liabilities	**540,210,817**	**540,210,817**	**428,994,194**	**26,782,906**	**6,545,454**	**-**	**45,681,145**	**32,207,119**
Gap (asset - liabilities)	**22,136,970**	**59,469,844**	**(166,967,162)**	**4,031,994**	**20,712,347**	**55,947,999**	**337,903**	**145,406,764**

Cumulative liquidity gap

Management regularly monitors the market value of collateral, requests additional collateral in accordance with the underlying agreement, and assesses the market value of collateral obtained during its review of the adequacy of the provision for impairment losses.

38 Financing analysis

(I) By Security

	2024 N'000	2023 N'000
Legal mortage	105,462,065	92,679,102
Total asset debenture	21,684,652	34,417,232
Cash and deposits	22,875,552	38,127,097
Equitable mortage	26,642,946	11,953,435
Equity	13,966	869
Assets - Other	112,632,749	45,897,914
Total	**289,311,930**	**223,075,649**

Management regularly monitors the market value of collateral, requests additional collateral in accordance with the underlying agreement, and assesses the market value of collateral obtained during its review of the adequacy of the provision for impairment losses.

(ii) By product

Bai Muajjal	1,986,233	2,939,103
Murabaha finance	147,672,111	113,042,367
Salam	1,263,548	1,341,556
Musharaka	-	1,041
Ijara finance	61,271,389	56,957,313
Istisna	16,454,805	16,206,106
Qard hassan	8,665	42,607
Inventory Financing	60,655,178	32,545,055
Total	**289,311,930**	**223,075,649**

(iii) By sector

General	41,800,820	18,952,323
Oil & Gas	45,135,547	26,053,796
Real estate activities	24,152,288	21,068,756
General commerce	37,873,740	40,722,517
Agriculture	56,049,623	44,888,189
Construction	11,629,619	14,395,263
Manufacturing	54,245,745	41,100,740
Education	2,086,083	1,999,029
Information and Communication	2,760,473	2,123,997
Recreation	15,848	25,846
Human health and social work activities	748,655	1,351,125
Transportation and storage	10,568,282	10,073,879
Mining and Quarrying	2,245,208	320,189
Total	**289,311,930**	**223,075,649**

(iii) By Business Unit

Corporate	256,530,249	180,725,631
Retail	32,781,681	42,350,018
Total	**289,311,930**	**223,075,649**

(v) By tenor

0- 60 days	56,442,960	3,223,491
61 - 90 days	64,798,160	9,237,976
91 - 180 days	36,186,241	35,014,461
180 - 360 days	41,309,751	31,219,516
Over 360 days	90,574,818	144,380,205
Total	**289,311,930**	**223,075,649**

39 Credit quality

39 (a) Statement of prudential adjustment

Prudential Adjustment for the year ended 2024.

In compliance with the provisions under the revised Prudential Guidelines issued by the Central Bank of Nigeria, which became effective 1 July, 2010, addresses the variance between the impairment allowance under prudential guidelines and the expected credit loss model required by IFRS 9.

Paragraph 12.4 of the revised Prudential Guidelines for Deposit Money Banks in Nigeria stipulates that Banks would be required to make provisions for loans as prescribed in the relevant IFRS Standards when IFRS is adopted. However, Banks would be required to comply with the following:
Provisions for loans recognized in the profit and loss account should be determined based on the requirements of IFRS. However, the IFRS provision should be compared with provisions determined under prudential guidelines and the expected impact/changes in general reserves should be treated as follows:
Prudential Provisions is less than IFRS provisions; IFRS determined provision is charged to the statement of comprehensive income.
The cumulative balance in the regulatory risk reserve is thereafter reversed to the general reserve account.
As at 31 December 2024, the difference between the Prudential provision and IFRS impairment was N3.60Billion for the Bank (December 2023: N2.453Billion). This requires transfer of N3.60million from retained earnings to regulatory risk reserves for Bank as disclosed in the statement of changes in equity. These amounts represent the difference between provisions for credit and other known losses as determined under the prudential guidelines issued by the Central Bank of Nigeria (CBN) and impairment reserve as determined in line with IFRS 9 as at the year end.

Statement of prudential adjustments

	2024 N'000	2023 N'000	Movement N'000
Total impairment allowance per IFRS 9	12,123,115	17,040,174	(4,917,060)
Total impairment per Prudential Guidelines	20,730,371	22,047,708	(1,317,337)
Risk regulatory reserves balance as at 31 Decemember	**8,607,256**	**5,007,534**	**3,599,722**

39(b) Carrying value of financing and investment

Risk assets summary - 31 Dec 2024

	Stage 1 N' 000	Stage 2 N' 000	Stage 3 N' 000	Deferred/ Accurals N' 000	Total N' 000
Bai-Muajjal	1,936,687	13,774	35,772	(328,179)	**1,658,054**
Murabaha Finance	141,213,833	2,501,960	3,956,318	(10,200,541)	**137,471,570**
Salam	-	-	1,263,548	-	**1,263,548**
Musharaka	-	-	-	-	**-**
Ijara Finance	54,257,138	2,563,535	4,450,716	8,288,374	**69,559,763**
Istisna	8,841,270	7,061,796	551,739	(4,250,948)	**12,203,858**
Qard Hassan	4,420	91	4,155	-	**8,665**
	206,253,348	**12,141,156**	**10,262,248**	**(6,491,294)**	**222,165,458**
Inventory financing	58,460,121	166,840	2,028,217	(298,820)	**60,356,358**
Off balance sheeet	133,278,065	-	-	-	**133,278,065**
TOTAL	**397,991,534**	**12,307,996**	**12,290,465**	**(6,790,114)**	**415,799,881**

Impairment Summary - 31-Dec 2024 — Carrying Amount

	Stage 1 N' 000	Stage 2 N' 000	Stage 3 N' 000	Total N' 000	Total N' 000
Bai-Muajjal	17,685	53	12,235	29,972	**1,628,081**
Murabaha Finance	2,901,141	246,666	1,756,618	4,904,425	**132,567,145**
Salam	-	-	137,443	137,443	**1,126,106**
Musharaka	-	-	-	-	**-**
Ijara Finance	966,603	100,774	547,067	1,614,444	**67,945,319**
Istisna	55,496	88,798	79,134	223,428	**11,980,430**
Qard Hassan	20	1	1,292	1,314	**7,351**
	3,940,945	**436,292**	**2,533,789**	**6,911,025**	**215,254,432**
Inventory financing	1,563,444	52,704	400,081	2,016,229	**58,340,129**
Off balance sheeet	335,063	-	-	335,063	**132,943,001**
TOTAL	**5,839,452**	**488,996**	**2,933,870**	**9,262,318**	**406,537,563**

Carrying value of financing and investment

Risk assets summary - 31 Dec 2023

	Stage 1 N' 000	Stage 2 N' 000	Stage 3 N' 000	Deferred/ Accurals N' 000	Total N' 000
Bai-Muajjal	2,605,262	65,400	268,441	(473,009)	**2,466,094**
Murabaha Finance	98,525,105	4,449,684	10,067,579	(9,468,488)	**103,573,879**
Salam	-	-	1,341,556	-	**1,341,556**
Musharaka	-	-	1,041	-	**1,041**
Ijara Finance	49,252,804	3,586,996	4,117,514	4,945,183	**61,902,496**
Istisna	15,733,531	43,678	428,897	(3,361,846)	**12,844,260**
Qard Hassan	26,475	40	16,092	-	**42,607**
	166,143,176	**8,145,797**	**16,241,121**	**(8,358,160)**	**182,171,934**
Inventory financing	23,796,066	1,331,226	7,417,763	(83,013)	**32,462,043**
Off balance sheeet	53,739,318	-	-	-	**53,739,318**
TOTAL	**243,678,560**	**9,477,024**	**23,658,884**	**(8,441,172)**	**268,373,295**

	Impairment Summary - 31-Dec 2023			Carrying Amount	
	Stage 1 N' 000	Stage 2 N' 000	Stage 3 N' 000	Deferred/ Accurals N' 000	Total N' 000
Bai-Muajjal	63,856	1,767	161,996	227,618	**2,238,476**
Murabaha Finance	2,632,531	191,227	5,260,906	8,084,664	**95,489,215**
Salam	-	-	134,156	134,156	**1,207,401**
Musharaka	-	-	104	104	**937**
Ijara Finance	537,976	50,928	411,751	1,000,655	**60,901,841**
Istisna	41,847	224	42,890	84,960	**12,759,300**
Qard Hassan	113	-	4,948	5,061	**37,546**
	3,276,323	**244,145**	**6,016,750**	**9,537,218**	**172,634,716**
Inventory financing	341,770	-	4,640,717	4,982,487	**27,479,555**
Off balance sheeet	118,180	-	-	118,180	**53,621,138**
TOTAL	**3,736,273**	**244,145**	**10,657,468**	**14,637,885**	**253,735,410**

31 December 2024

	Stage 1 N' 000	Stage 2 N' 000	Stage 3 N' 000	Trading assets N' 000	Total financing & investment N' 000	Off Balance Sheet N' 000	Other assets N' 000	Financial Instrument N' 000	Total N' 000
Balance as at 1 January	3,276,323	244,145	6,016,750	4,982,487	14,519,705	118,180	2,298,780	103,510	17,040,175
Impairment charged/(write back) during the year	664,622	192,147	1,263,933	(2,962,424)	(841,722)	216,884	111,000	347,506	(166,333)
Transfer between stages	-	-	-	-	-	-	-	-	-
Write back/recoveries during the year	-	-	-	-	-	-	-	-	-
	-	-	(4,746,894)	(3,834)	(4,750,728)	-	-	-	(4,750,728)
Write off	-	-	-	-	-	-	-	-	-
Adjustment	-	-	-	-	-	-	-	-	-
Balance as at 31 December	**3,940,945**	**436,292**	**2,533,789**	**2,016,229**	**8,927,255**	**335,063**	**2,409,780**	**451,017**	**12,123,115**

31 December 2023

	Stage 1 N' 000	Stage 2 N' 000	Stage 3 N' 000	Trading assets N' 000	Total financing & investment N' 000	Off Balance Sheet N' 000	Other assets N' 000	Financial Instrument N' 000	Total N' 000
Balance as at 1 January	357,129	50,414	6,556,567	4,982,487	10,483,495	28,866	2,211,979	-	12,724,340
Impairment charged/(write back) during the year	2,919,194	193,731	(535,619)	1,463,102	4,040,408	89,314	190,311	-	4,320,033
Transfer between stages	-	-	137,443	-	-	-	-	-	-
Write back/recoveries during the year	-	-	-	-	-	-	-	-	-
	-	-	-	-	(4,199)	-	-	-	(4,199)
Write off	-	-	(4,199)	-	-	-	-	-	-
Adjustment	-	-	-	-	-	-	(103,510)	103,510	-
Balance as at 31 December	**3,276,323**	**244,145**	**6,016,750**	**4,982,487**	**14,519,704**	**118,180**	**2,298,780**	**103,510**	**17,040,174**

39(d) Impairment allowance

PRODUCT MOVEMENT AND CLASSIFICATIONS

Impairment Summary - 31-Dec 2024

	Stage 1 N' 000	Stage 2 N' 000	Stage 3 N' 000	Total N' 000
Bai-Muajjal	17,685	53	12,235	**29,972**
Murabaha Finance	2,901,141	246,666	1,756,618	**4,904,425**
Salam	-	-	137,443	**137,443**
Musharaka	-	-	-	**-**
Ijara Finance	966,603	100,774	547,067	**1,614,444**
Istisna	55,496	88,798	79,134	**223,428**
Qard Hassan	20	1	1,292	**1,314**
	3,940,945	**436,292**	**2,533,789**	**6,911,025**
Inventory financing	1,563,444	52,704	400,081	**2,016,229**
TOTAL	**5,504,389**	**488,996**	**2,933,870**	**8,927,255**

Impairment Summary - 31-Dec 2023

	Stage 1 N' 000	Stage 2 N' 000	Stage 3 N' 000	Total N' 000
Bai-Muajjal	63,856	1,767	161,996	**120,564**
Murabaha Finance	2,632,531	191,227	5,260,906	**4,404,146**
Salam	-	-	134,156	**683,932**
Musharaka	-	-	104	**10,225**
Ijara Finance	537,976	50,928	411,751	**1,489,940**
Istisna	41,847	224	42,890	**167,179**
Qard Hassan	113	-	4,948	**88,127**
	3,276,323	**244,145**	**6,016,750**	**6,964,110**
Inventory financing	341,770	-	4,640,717	**4,982,487**
TOTAL	**3,618,093**	**244,145**	**10,657,468**	**14,519,705**

PRODUCT MOVEMENT

	Stage 1 N' 000	Stage 2 N' 000	Stage 3 N' 000	Total N' 000
Bai-Muajjal	(46,171)	(1,714)	(149,761)	**(197,646)**
Murabaha Finance	268,610	55,439	(3,504,288)	**(3,180,238)**
Salam	-	-	3,287	**3,287**
Musharaka	-	-	(104)	**(104)**
Ijara Finance	428,627	49,846	135,316	**613,789**
Istisna	13,649	88,574	36,244	**138,467**
Qard Hassan	(93)	1	(3,656)	**(3,747)**
	664,622	**192,147**	**(3,482,962)**	**(2,626,193)**
Inventory financing	1,221,674	52,704	(4,240,636)	**(2,966,258)**
TOTAL	**1,886,296**	**244,852**	**(7,723,598)**	**(5,592,450)**

PRODUCT CLASSIFICATION ON IMPAIRMENT CHARGE

2023

	Stage 1 N' 000	Stage 2 N' 000	Stage 3 N' 000	Total N' 000
Bai-Muajjal	62,344	1,737	42,974	**107,055**
Murabaha Finance	2,435,808	163,073	1,085,835	**3,684,716**
Salam	-	-	(549,776)	**(549,776)**
Musharaka	-	-	(10,121)	**(10,121)**
Ijara Finance	429,509	29,168	(947,962)	**(489,285)**
Istisna	(8,513)	(247)	(73,456)	**(82,216)**
Qard Hassan	46	-	(83,112)	**(83,066)**
	2,919,194	**193,731**	**(535,619)**	**2,577,306**
Inventory financing	284,071	-	1,179,030	**1,463,102**
Off Balance Sheet	89,314	-	-	**-**
Total Impairment on Financing & Investment Asset	**3,292,580**	**193,731**	**643,411**	**4,129,722**
Other Asset	190,311	-	-	**190,311**
Charge for the year	**3,482,890**	**193,731**	**643,411**	**4,320,033**

PRODUCT CLASSIFICATION ON IMPAIRMENT CHARGE

2024

	Stage 1 N' 000	Stage 2 N' 000	Stage 3 N' 000	Total N' 000
Bai-Muajjal	(46,171)	(1,714)	(149,761)	**(197,646)**
Murabaha Finance	268,610	55,439	919,820	**1,243,870**
Salam	-	-	3,287	**3,287**
Musharaka	-	-	-	**-**
Ijara Finance	428,627	49,846	135,316	**613,789**
Istisna	13,649	88,574	36,244	**138,467**
Qard Hassan	(93)	1	(3,656)	**(3,747)**
	664,622	**192,147**	**941,251**	**1,798,020**
Inventory financing	1,221,674	52,704	(3,914,120)	**(2,639,742)**
Off Balance Sheet	216,884	-	-	**216,884**
Total Impairment on Financing & Investment Asset	**2,103,179**	**244,852**	**(2,972,869)**	**(624,838)**
Other Asset	-	-	-	**111,000**
Financial Instrument	-	-	-	**347,506**
Charge for the year	**2,103,179**	**244,852**	**(2,972,869)**	**(166,332)**

40 Related parties

Jaiz Bank Plc has some exposures that are related to its Directors. The Bank however follows a strict process before granting such credits to its Directors. The requirements for creating and managing this category of risk assets include the following amongst others:

Related parties: Parties are considered to be related if one party has the ability to control the other party or exercise influence over the other party in making financial and operational decisions, or one other party controls both. The definition includes investment as well as key management personnel.

Transaction with key management personnel: The Bank's key management personnel, and persons connected with them, are also considered related parties. The definition of key management includes the close family members of key personnel and any entity over which key management exercise control. Close family members are those who may be expected to influence, or be influenced by that individual in their dealings with Jaiz Bank plc and its related entities /parties.

31st December, 2024					
Name	**Related Party**	**Relationship With The Bank**	**Limit Receivable N'000**	**Amount N'000**	**Classification**
ABDULMUTALLAB MUHAMMAD HADI	ABDULMUTALLAB MUHAMMAD HADI	NON-EXECUTIVE DIRECTOR	40,000	1,026	PERFORMING
ALHASSAN ABDULKARIM	ALHASSAN ABDULKARIM	EXECUTIVE DIRECTOR	40,102	25,650	PERFORMING
AMINU A DANTATA	AMINU A DANTATA	SIGNIFICANT SHAREHOLDER	500,000	533,699	PERFORMING
BELLO MUHAMMAD SANI	HRH ENGR. SANI BELLO	NON-EXECUTIVE DIRECTOR	80,250	49,701	PERFORMING
DANTATA FOOD & ALLIED PRODUCTS COY LTD	ALH. (DR.) AMINU ALHASSAN DANTATA	NON-EXECUTIVE DIRECTOR	304,000	200,000	PERFORMING
MOHAMMED MUSTAPHA BINTUBE	MOHAMMED MUSTAPHA BINTUBE	CHAIRMAN	99,710	13,282	PERFORMING
NOBLE HALL LIMITED	ABDULMUTALLAB MUHAMMAD HADI	NON-EXECUTIVE DIRECTOR	279,995	78,973	SUBSTANDARD
At 31 December 2024			**1,344,057**	**902,331**	

Off Balance Sheet

Name	Related Party	Relationship With The Bank	Receivable N'000	Amount N'000	Classification
EQUATORIAL MARINE OIL AND GAS COMPANY LTD	ABDULMUTALLAB MUHAMMAD HADI	NON-EXECUTIVE DIRECTOR	100,350		

31st December 2022					
Name	**Related Party**	**Relationship With The Bank**	**Limit Receivable N'000**	**Amount N'000**	**Classification**
ABDULFATTAH OLANREWAJU AMOO	ABDULFATTAH OLANREWAJU AMOO	EXECUTIVE DIRECTOR	59,400	30,672	PERFORMING
ALHASSAN ABDULKARIM	ALHASSAN ABDULKARIM	EXECUTIVE DIRECTOR	40,102	34,359	PERFORMING
BELLMARI ENERGY LIMITED	DANGOTE INDUSTRIES LTD	SIGNIFICANT SHAREHOLDER	1,500,000	1,781,090	PERFORMING
BELLO MUHAMMAD SANI	HRH ENGR. SANI BELLO	NON-EXECUTIVE DIRECTOR	80,250	49,701	PERFORMING
DANTATA FOOD & ALLIED PRODUCTS COY LTD	ALH. (DR.) AMINU ALHASSAN DANTATA	NON-EXECUTIVE DIRECTOR	304,000	241,512	PERFORMING
MOHAMMED MUSTAPHA BINTUBE	MOHAMMED MUSTAPHA BINTUBE	CHAIRMAN	99,710	26,563	PERFORMING
NOBLE HALL LIMITED	ABDULMUTALLAB MUHAMMAD HADI	NON-EXECUTIVE DIRECTOR	279,995	256,809	LOST
As at 31st December 2023			**2,363,457**	**2,420,705**	

41 SIGNIFICANT SHAREHOLDING (5% & ABOVE)

	2024 Holdings	%	2023 Holding	%
Alhaji (Dr.) Muhammadu Indimi	13,093,099,656	29.34	8,310,736,121	24.06
Dantata Aminu Alhassan	5,102,981,843	11.44	1,567,390,516	4.54
Dantata Inv. & Sec Ltd	3,554,663,358	7.97	4,023,971,327	11.65
Alh. (Dr.) Umaru Abdul Mutallab	4,461,382,06	10.01	3,500,000,000	10.13
Althani Investment Ltd	4,096,154,493	9.19	2,600,000,000	7.53
Dangote Industries Ltd	3,053,458,570	6.85	2,500,000,000	7.24
Islamic Development Bank	2,506,666,588	5.62	2,506,666,588	7.26
Balance as at 31 December	**35,868,406,574**	**80.44**	**23,441,374,036**	**72.40**

42 Insider Trading & Market Abuse Prohibition

The Bank has in place a policy which in general terms prohibits the unauthorized disclosure of any price-sensitive non-public information (Insider Information) acquired in the Bank by its Directors, employees and members of their immediate family and household and the misuse of such information with regard to securities trading. The policy sets standard terms and conditions similar to the standards set out by the Nigerian Stock Exchange on Insider Trading. The Bank ensures that all Directors and Staff are kept informed about the policy as it is periodically circulated to Directors and Staff to serve as a reminder of their obligations under it. Directors, insiders and related parties are therefore prohibited from disposing, selling, buying or transferring their shares in the Bank during a "lock up" period commencing from the date of receipt of such insider information until such a period when the information is released to the public or any other period as defined by the Bank from time to time.

In addition to the above, the Bank commits itself to making necessary disclosures in compliance with Rule 111 of the Securities and Exchange Commission ("SEC") Rules and Regulations which stipulates that Directors and top Management employees and other insiders of public companies shall notify the SEC of any sale or purchase of shares in the Bank, not later than forty-eight (48) hours after such activity.

43 Earnings per share

Basic earnings per share is calculated by dividing the net profit attributable to the company's equity holders by the weighted average number of ordinary shares outstanding during the year, excluding any shares repurchased by the company and held as treasury shares.

Basic earnings per share of 66.38kobo (2023: 32.53kobo) is based on the profit of N23.486billion (31 December 2023: N11.24billion) attributable to shareholders with ordinary shares of 44,589,410(2023:- 34,541,172)

Profit attributable to ordinary shareholders	2024 N'000	2023 N'000
Profit for the period	23,484,251	11,237,187
Profit attributable to ordinary shareholders	**23,484,251**	**11,237,187**

Weighted average number of ordinary shares	2024 In Thousand	2023 In Thousand
Issued ordinary shares at 1 January	44,589,410	34,541,172
Weighted average number of ordinary shares	**35,378,525**	**34,541,172**
Basic and diluted earnings per share (Kobo)	**66.38 kobo**	**32.53 kobo**

There have been no transactions during the year which caused dilution of the earnings per share.

44 Compensation to Directors and Employees

a Emoluments

	2024 N'000	2023 N'000
Fees:		
Chairman	24,000	20,000
Other directors	146,848	185,667
Emolument as executives	364,717	337,371
Highest paid director	175,018	101,060

No. of Directors excluding the Chairman with gross emoluments within the following ranges were:

N		N	Number	Number
5000000	-	10000000	-	-
10000001	-	15000000	9	12
150000001	-	Above	3	3

In line with the provision of S.238 of CAMA 2020, the Remuneration of the managers of the bank for the year ended December 2023.

N	N	Number	Number
Below	2,990,000	-	1
2,990,000	3,990,000	9	248
3,990,000	4,990,000	196	155
4,990,000	5,990,000	124	40
5,990,000	6,990,000	82	14
6,990,000	7,990,000	-	92
7,990,000	8,990,000	-	16
8,990,000	9,990,000	69	16
9,990,000	10,990,000	91	53
10,990,000	15,990,000	168	102
15,990,000	20,990,000	12	54
20,990,000	30,990,000	101	44
30,990,000	40,990,000	20	8
Above	40,990,000	6	7
		878	**850**

The average number of persons other than directors, in employment at the Bank during the year comprise;

	Number	Number
Managerial	7	12
Senior	132	103
Junior	739	735
	878	**850**

45 Card issuance and usage in Nigeria

In line with Sec. 11 of the CBN' Circular on the Guidance for issuance and usage of cards in Nigeria, below is the Bank's in formation on it's Card.

31 DECEMBER 2024

	Transaction Volume Number	Transaction value N'000
1. Verve Debit card	38,456,123	553,632,484,882
Total	**38,456,123**	**553,632,484,882**

31 DECEMBER 2023

	Transaction Volume Number	Transaction value N'000
1. Verve Debit card	9,281,781	205,963,281,583
Total	**9,281,781**	**205,963,281,583**

46 Disclosure of customer complaints

In line with CBN circular Ref FPR/DIR/CIR/GEN/01/020, below are the customer complaints data for the year:

Report as at 31st December 2024

S/N	Description	Number		Amount Claimed (Naira)		Amount Refunded (Naira)		Amount Claimed (Dollar)		Amount Refunded (Dollar)	
		2023	2024	2023	2024	2023	2024	2023	2024	2023	2024
1.	Pending Complaints B/F	1,239	207	36,307,180	57,734,820	-	-	-	20,000	-	-
2.	Received Complaints	129,901	113,014	2,388,673,000	4,978,789,000	-	-	40,000	-	-	-
3.	Resolved Complaints	130,933	113,159	2,294,631,000	4,960,651,954	2,294,631,000	4,960,651,954	20,000	(20,000)	-	-
4.	Unresolved Complaints Escalated to CBN for Interventio	-	-	-	-	-	-	-	–	-	-
5.	Unresolved Complaints Pending with the Bank C/F	207	62	57,734,820	75,871,866	-	-	20,000	-	-	-

47 Segment Reporting

The Bank has six reportable segments, as described below, which are the Bank's strategic business units. The strategic business units offer varied products and services and are managed separately based on the Bank's current management and internal reporting structure. For each of the strategic directorates, the Management Committee reviews internal management reports on a monthly basis.

The following summary describes the operations in each of the Bank's reportable segments:

Corporate banking – The operations of the directorate incorporates Customers' current accounts, Customers' unrestricted investment accounts, Risk Assets and facilities, and foreign currency products offered various customers types offered to very large corporate customers and blue chips.

Commercial banking – The operations of the directorate incorporates Customers' current accounts, Customers' unrestricted investment accounts, Risk Assets and facilities, and foreign currency products offered various customers types offered mid-size and fledgling corporate customers.

Retail banking – The operations of the directorate incorporates Customers' current accounts, Customers' unrestricted investment accounts, Risk Assets and facilities, and foreign currency products offered various customers types offered.

Private banking – The Personal segment is responsible for the end-to-end lifecycle of clients. This segment services individual clients across Nigeria.
We enable our clients' daily lives by providing relevant solutions throughout their life journeys. It also incorporates Customers' current accounts, Customers' unrestricted investment accounts, Risk Assets and facilities, and foreign currency products.

SME banking – The operations of the directorate incorporates Customers' current accounts, Customers' unrestricted investment accounts, Risk Assets and facilities, and foreign currency products offered products for small and medium-size enterprises and ventures.

Public Sector – The operations of the directorate incorporates Customers' current accounts, Customers' unrestricted investment accounts, Risk Assets and facilities, and foreign currency products offered products for Government Ministries, Departments and Agencies.

We have ensured that our customers benefit from our in-depth sector and regional expertise, specialized capabilities, and access to global markets with our wide range of corresponding Banking relationship. This allows us to provide comprehensive support in areas such as advisory services, transactional assistance, trading, and funding.
We leverage our deep understanding of various industries and markets to offer tailored solutions that meet the unique needs of each client, helping them navigate complex financial landscapes and achieve their business objectives.

The results of each segment that needs to be reported are detailed below. Segment profit before income tax, as reported in internal management reports that are examined by the Management Committee, is the basis for measuring performance.

Since segment profit is considered the most pertinent data when comparing the performance of individual segments to other businesses operating in the same industries, management uses it as a means of gauging performance. Arm's length analysis is used to determine inter-segment pricing. Not a single external client makes up more than 10% of the Bank's total income.

Management monitors the operating results of the operating segments separately for the purpose of making decisions about resource allocation and performance assessment. Segment performance is evaluated based on operating profit or loss which in certain respects is measured differently from operating profit or loss in the financial statements . There have been no changes from prior periods in the measurement methods used to determine reported segment profit or loss.

31 DECEMBER 2024

	Bank N'000	Head Office N'000	Retail Banking Bank N'000	Small and Medium Enterprises N'000	Commerical Banking Bank N'000	Private Banking Bank N'000	Corporate banking Bank N'000	Public Sector Bank N'000
Net Income derived from external customers	76,574,396	13,864,580	24,921,820	10,345,447	14,144,307	722,428	10,765,354	1,810,460
Total	**76,574,396**	**13,864,580**	**24,921,820**	**10,345,447**	**14,144,307**	**722,428**	**10,765,354**	**1,810,460**
Return to equity investment accountholder	(21,285,829)	(1,930,354)	(9,513,544)	(3,348,588)	(3,136,876)	(346,529)	((2,451,638)	(558,298
Bank's share as equity investor/ mudarib	55,288,567	11934,225	15,408,276	6,996,859	11,007,431	375,899	8,313,716	1,252,161
Fees and commission	6,466,757	5,425,666	537,045	200,407	83,954	63,895	155,595	194
Total Expense	**(37,310,450)**	**(19,394,643)**	**(9,363,849)**	**(3,828,288)**	**(2,689,957)**	**(183,107)**	**(1,678,759)**	**(171,846)**
Profit Before Tax	**24,444,875**	**(2,034,751)**	**6,581,472**	**3,368,978**	**8,401,428**	**256,687**	**6,790,552**	**1,080,510**
Income tax credit/expense	(960,624)	(960,624)	-	-	-	-	-	-
Profit for the year	**23,484,251**	**(2,995,375)**	**6,581,472**	**3,368,978**	**8,401,428**	**256,687**	**6,790,552**	**1,080,510**
Reportable Segment Assets	671,280,652	387,102,261	43,699,321	30,376,894	109,316,089	533,699	100,744,877	94,984
Reportable Segment Liabilities	493,599,402	-	103,363,287	96,210,691	117,681,593	11,693,748	40,406,708	124,243,376
Reportable Segment customers' investment account	411,188,555	-	193,165,446	45,516,071	56,597,953	8,572,435	41,777,445	65,466,164

December 2023

	Bank N'000	Head Office N'000	Retail Banking Bank N'000	Small and Medium Enterprises N'000	Commerical Banking Bank N'000	Private Banking Bank N'000	Corporate banking Bank N'000	Public Sector Bank N'000
Net Income derived from external customers	40,195,397	7,633,795	12,940,468	5,371,796	7,344,326	375,116	5,589,829	940,068
Total	**40,195,397**	**7,633,795**	**12,940,468**	**5,371,796**	**7,344,326**	**375,116**	**5,589,829**	**940,068**
Return to equity investment accountholder	(11,100,025)	(1,032,651)	(4,948,285)	(1,741,703)	(180,240)	(346,529)	(1,275,172)	(290,388)
Bank's share as equity investor/ mudarib	29,095,372	6,601,144	7,992,183	3,630,093	5,712,740	194,875	4,314,657	649,680
Fees and commission	2,721,778	2,271,125	232,468	86,749	36,341	27,658	67,352	84
Total Expense	**(20,763,554)**	**(10,740,858)**	**(5,238,447)**	**(2,141,671)**	**(1,504,851)**	**(102,436)**	**(939,154)**	**(96,136)**
Profit for the year	**11,053,596**	**(1,868,589)**	**2,986,204**	**1,575,171**	**4,244,230**	**120,097**	**3,442,855**	**553,627**
Income tax credit/expense	183,543	183,543	-	-	-	-	-	-
Profit for the year	**11,237,188**	**(1,685,046)**	**2,986,204**	**1,575,171**	**4,244,230**	**120,097**	**3,442,855**	**553,627**
Reportable Segment Assets	357,329,889	100,138,838	39,467,773	27,435,400	98,730,653	482,019	90,989,420	85,786
Reportable Segment Liabilities	224,463,962	-	52,550,563	48,222,151	51,215,324	7,076,502	23,213,218	42,186,204
Reportable Segment customers' investment account	242,107,237	-	1113,949,618	26,850,242	33,387,520	5,056,938	24,243,980	38,618,938

48 Capital Adequacy Ratio

The Central Bank of Nigeria (CBN) specifies the regulations for Capital Adequacy Ration where Banks are required to maintain a minimum regulatory capital adequacy ratio (CAR) of 10%/15% on an on-going basis.

The Banks with national/regional authorisation are required to maintain minimum CAR of 10% at all times while those with international authorisation are required to maintain minimum CAR of 15 per cent at all times. Jaiz Bank PLC is a national Bank where the 10% rule is applicable.

The Central Bank of Nigeria (CBN) will take into account the relevant risk factors and the internal capital adequacy assessments of each bank to ensure that the capital held by a bank is commensurate with the bank's overall risk profile. This would include, among others, the effectiveness of the bank's risk management systems in identifying, assessing / measuring, monitoring and managing various risks including interest rate risk in the Banking book, liquidity risk, concentration risk and residual risk.

Accordingly, CBN will consider prescribing a higher level of minimum capital ratio for each bank under the Pillar 2 framework on the basis of their respective risk profiles and their risk management systems.

Furthermore, in terms of the Pillar 2 requirements of the capital adequacy framework, banks are expected to operate at a level well above the minimum requirement.

A bank shall compute its regulatory capital adequacy ratio in the following manner:

$$\text{Regulatory CAR} = \frac{\text{Qualifying Capital}}{\text{(Credit Risk Weighted Assets + Market Risk Weighted Assets + Operational Risk Weighted Assets)}}$$

The Bank throughout the year, operated above its targeted CAR range,over the CBN mandated regulatory minimum of 10% for Domestic National Institution.

As at Dec 31, 2024, the Bank 's capital adequacy ratio was 23.87% (December 31, 2023- 17.96%).

The following table shows the composition of regulatory capital and risk weighted assets for the Bank :

The Bank presents details of its regulatory capital resources in line with the Central Bank of Nigeria's guidance on Pillar I capital requirments.

	2024 N'000	2023 N'000
Tier I capital		
Share capital	22,294,705	17,270,586
Share premium	6,372,565	1,348,447
Retained earnings	15,692,261	5,408,868
Statutory reserves	15,757,285	8,712,010
Other reserves	2,629,382	1,455,169
Total	**62,746,198**	**34,195,080**
Less: Deferred tax assets	2,927,243	2,442,970
Intangile assets	673,262	599,963
Total qualifying Tier I capital	**59,145,693**	**31,152,147**
Tier 2 capital		
Qualifying other reserves		
Other comprehensive income	112,313	112,313
Total qualifying Tier 2 capital (100% of qualifying Tier I capital)	**112,313**	**112,313**
Total qualifying capital	**59,258,005**	**31,264,460**
Risk - weighted assets:		
Credit risk	119,407,197	101,230,249
Operational risk	56,316,482	44,548,084
Market risk	72,540,319	28,306,733
Total risk- weighted assets	**248,263,999**	**174,085,066**
Risk-weighted capital adequacy ratio	**23.87%**	**17.96%**

49 Contingencies and commitments

(I) Litigation and claims

Litigation is a common occurrence in the banking industry due to the nature of the business undertaken. The Bank has proper controls and policies for managing legal claims. Once professional advice has been obtained and the amount of loss reasonably estimated, the Bank makes adjustments to account for any adverse effects which the claims may have on its financial standing.

The Bank, in its ordinary course of business, is presently involved in 52 litigation suits (31 December 2023: 47).36 cases were instituted against the Bank (31 December 2023:34), while 16 cases were instituted by the Bank (31 December 2023: 13), NIL judgement against the Bank (31 December 2023: NIL).

The Directors are of the opinion that none of the aforementioned cases is likely to have a material adverse effect on the Bank and are not aware of any other pending or threatened claims and litigations.

(ii) Other contingent liabilities

In the course of business, the Bank enters into various types of transactions that involves several undertakings acceptances, performance bonds and indemnities. The majority of these facilities are offset by corresponding obligations of third parties. Contingent liabilities and commitments comprise letter of credit, guarantees and undrawn financial commitments.

	2024 N'000	2023 N'000
Advanced payment guarantees	16,516,750	20,786,487
Letter of credit	101,082,488	27,789,639
Bonds and guarantees	13,509,553	2,693,919
Wakala guarantees	2,169,274	2,469,274
Balance as at 31 December	**133,278,065**	**53,739,318**
Current	26,814,969	10,680,127
Non - Current	106,463,096	43,059,191
Total	**133,278,065**	**53,739,318**

(iii) Capital commitments

There were no capital commitments at the end of the reporting period of 31 December 2024

(iv) Guarantees and other financial commitments

The Directors are of the opinion that all known liabilities and commitments which are relevant in assessing the company's financial position, financial performance and cash flows have been taken into account in the preparation of these financial statements.

50 Contraventions

Contraventions of the Banks and Other Financial Institutions Act of Nigeria and CBN circulars

31 December 2024

In 2024 financial year, Below are the penalties paid by the Bank;

S/N	Regulatory Body	Description	Amount
1.	Central Bank of Nigeria	Memorandum 8 (1) of the FX Manual and CBN circular referenced FMD/DIR/CIR/GEN/08/003	4,000,000
2.	Central Bank of Nigeria	Memorandum 5, section 3(a) (i & ii) of the CBN FX Manual and CBN circular referenced FMD/DIR/CIR/GEN/08/008	2,000,000
3.	Central Bank of Nigeria	CBN circular with reference number BSD/LDIRE/GEN/LAB/06/025	2,000,000
4.	Central Bank of Nigeria	Section 95(g) of the Bank and Other Financial Institutions Act (BOFIA) 2020	10,000,000
5.	Central Bank of Nigeria	Section8(I) of CBN Guidelines on Governance of Advisory Committees of Expert for NIFI in Nigeria	2,000,000
6.	Central Bank of Nigeria	Contravention of Section 1.5(g) of the CBN Guidelines on Operations of Electronic Payment Channels in Nigeria	5,000,000
7.	Central Bank of Nigeria	Contravention of Section 29(5) of BOFIA 2020	20,000,000

31 December 2023

In 2023 financial year, Below are the penalties paid by the Bank;

S/N	Regulatory Body	Description	Amount
1.	NGX Regulation Limited	Late filing of 2022 Audited Financial Statements with NGX	600,000
2.	Securities & Exchange Commision	Late filing of 2022 Audited Financial Statements with SEC	1,250,000
3.	Central Bank of Nigeria	Breach of ATM security regulation(Section 3.4(G))	2,000,000

51 Proposed Dividends

The Board of Directors proposed Final Dividend of 7 kobo (Seven kobo only) per ordinary share of 50 Kobo (2023: 0.04Kobo) on the 44,589,410,331 issued ordinary shares of 50k each payable to shareholders on the register of shareholding at the closure date.

Withholding Tax will be deducted at the time of payment.

52 Comparatives figures

Certain comparative figures have been restated where necessary for a more meaningful comparison

53 Employee benefit plans

Certain comparative figures have been restated where necessary for a more meaningful comparison.

	2024 N'000	2023 N'000
Opening defined contribution obligation	84,046	15,555
Charge for the year	803,017	651,813
Payment to fund administrator	866,686	583,322
Balance as at 31 December	**20,377**	**84,046**

A defined contribution plan is a pension plan under which the Bank pays contributions at a fixed rate. The Bank does not have any legal obligation to pay further contributions over and above the fixed rate as determined by the Penison Act, 2004 as amended. The total expense charged to income for the year was N803million (2023: N651 million).

54 Restatements

There were no significant events requiring restatements during the reporting period which could have had a material effect on the financial position of the Bank as at 31 December 2024 and on the profit or loss and other comprehensive income for the year then ended.

55 Provision of non-audit services

The Bank also paid for professional fees for non-audit services. These services, in our opinion, did not impair the independence and objectivity of the external auditor.

Non-audit services provided during the year ended 31 December 2024 are stated below:.

S/N	Description of non-audit services	FRC Number	FRC Number	Fee paid (N'000)
1.	Quality Assurance Review	Deloitte	FRC/2020/ICAN/00000020765	3,500,000.00

56 Whistle Blowing

The Bank complied with the provisions of CBN circular FPR/DIR/CIR/GEN/01/004, Code of Corporate Governance for Banks and Discount Houses in Nigeria and Guidelines for Whistle Blowing in Nigeria Banking Industry, for the year ended 31 December 2024.

57 Gender Diversity

Our commitment to gender diversity and inclusion is constantly upheld. We recognises the importance of maintaining and increasing the diversity of our workforce.

Our people and culture are crucial to the success of our business.

	Men	Women	Total
Board Members	7	2	9
Management staff (AGM & Above)	6	1	1
Total	**13**	**3**	**16**

31 December 2023

	Men	Women	Total
Board Members	8	1	9
Management staff (AGM & Above)	9	3	12
Total	**17**	**4**	**21**

58 Professional valuers

The professional valuers engaged for the preparation of the valuation reports are;

S/N	Valuers	FRC No.
1.	DIYA FATIMILEHIN & CO.	FRC/2023/COY/098756
2.	KNIGHT FRANK.	FRC/2013/0000000000584
3.	UBOSI ELAH & CO.	FRC/2024/00000003997
4.	JIDE TAIWO & CO..	FRC/2012/00000000254
5.	TUNJI ADENIYI & CO.	FRC/2014/NIESV/00000007786
6.	OYENTUNJI & OYETUNJI PARTNERSHIP	FRC/2013/NIESV/00000003658
7.	ADEMOLA LAWAL & PARTNERS	FRC/20214/NIESV/00000008752
8.	ROTIMI OLU & CO	FRC/2014/NIESV/00000010437
9.	AMINU & PARTNERS	FRC/2014/NIESV/00000006763
10.	OLADEIDE OLAJIDE ASSOCIATE	FRC/2022/PRO/DIR/003/812817
11.	AUDU & PARTNERS	FRC/2016/00000007226
12.	BELLO & CO	FRC/2022/003/00000020429
13.	MOHAMMED & CO	FRC/2015/00000005966
14.	MUHTARI MADOBI PARTNERSHIP	FRC/2022/002/00000021063
15.	GARBA KIBIYA & CO	FRC/2013/NIESV/00000004267

59 Events after the reporting date

There were no events after the reporting date that could have material effect on the financial condition of the Bank as at 31 December 2024 and the profit and other comprehensive income for the year ended which have not been adjusted or disclosed.

SHAREHOLDING STRUCTURE

Shareholding Structure/Feet Float Status

Company Name	JAIZ BANK PLC
Board Listed	Main Board
Year End	December
Reporting Period	Period Ended December 31,2024

Shareholding Structure/Feet Float Status

	31 - December 2024		31 - December 2023	
Describtion	**Unit**	**Percentage**	**Unit**	**Percentage**
Issued Share Capital	44,589,410,332	100%	34,541,172,377	100%
Substantial Shareholdings (5% and above)				
Alhaji (Dr.) Muhammadu Indimi	13,093,099,656	29%	8,310,736,12	24%
Dantata Aminu Alhassan	5,102,981,843	11%	1,567,390,516	5%
Dantata Inv. & Sec Ltd	3,554,663,358	8%	4,023,971,327	12%
Alh. (Dr.) Umaru Abdul Mutallab	4,461,382,066	10%	3,500,000,000	10%
Althani Investment Ltd	4,096,154,493	6%	2,600,000,000	8%
Dangote Industries Ltd	3,053,458,570	7%	2,506,666,588	7%
Islamic Development Bank	2,506,666,588	6%	2,506,666,588	7%
Total Substantial Shareholdings	**35,868,406,574**	**80%**	**25,008,764,552**	**56%**
Director's Shareholdings (direct and indirect) excluding directors with substantial interests				
Mohammed Mustapha Bintube	24,470,000	0%	20,000,000	0%
Alh. Musbahu M. Bashir	-	0%	-	0%
Alh. Mukhtar Sani Hanga	-	0%	-	0%
Mr. Saedy Mohammed Nije	-	0%	-	0%
Muhammad Hadi Abdulmutallab	4,893,000	0%	-	0%
Ibrahim Mohammed Indimi	-	0%	-	0%
Mrs. Aisha Waziri Umar (Ph.D)	-	-	-	0%
Abdullateef Bello (Ph.D)	4,000	0%	4,000	0%
Haruna Musa (Ph.D)	11,000,000	0%	1,000,000	0%
Alhassan Abdulkarim	11,475,000	0%	10,475,000	0%
Total Director's Shareholdings	**51,842,000**	**0%**	**31,479,000**	**0%**
Other Influential Shareholdings				
Linear Power Ltd	1,418,189,886	3%	1,418,189,886	4%
FPCNL/NPF FUND II INVEST A/C - MAIN	3,487,141	0%	-	0%
Total Other Influential Shareholdings	1,421,677,027	3%	1,421,677,027	3%
Free Float in Units and Percentage	7,247,484,731	16%	8,082,738,939	23%
Free Float in Value	N21,742,454,193		N15,680,513,542	

Declaration

Jaiz Bank PLC with free float value of **N15,680,513,541.66 (23.40%)** as at 31 December 2023 is compliant with the Nigerian Exchange Bank's free float requirements for companies listed on the Main Board.

Jaiz Bank PLC with free float value of **N21,742,454,193.00 (16.25%)** as at 31 December 2024 is compliant with the Nigerian Exchange Bank's free float requirements for companies listed on the Main Board.

Note;

Share price as at December 31, 2024 3
Share price as at December 31, 2023 1.94

Mal. Mohammed Shehu
Company Secretary
FRC/2017/NBA/00000016416



Make Your House Feel Like Home

A better life doesn't have to wait.
Jaiz Appliance Financing (MURABAHA)
lets you bring comfort home—without
compromising your values or your budget.

**Terms and conditions apply*

www.jaizbankplc.com

Jaiz Bank
...FOR A BETTER LIFE

05

Other National Disclosures

- Value Added Statement
- 5 Years Financial Summary



VALUE ADDED STATEMENT

	31 December 2024 N'000	%	31 December 2023 N'000	%
Gross Earnings	82,874,821	-	47,237,207	-
Return on Equity of Investment Account Holders	(21,285,829)	-	(11,100,025)	-
	61,588,992		**36,137,182**	
Impairment Charges against non-performing Financing and Investment	166,333	-	(4,320,033)	-
	61,755,324		**31,817,149**	
Bought in goods and services	**(21,716,533)**	-	**(9,633,821)**	-
Value Added	**40,038,791**	**100**	**22,183,328**	**100**
Distribution				
Employees				
Salaries and other benefits	13,759,018	34	19,258,140	51
Government				
Taxation	960,624	2	(183,592)	2
Retained in the Bank				
Re-invested in non-current asset & development of operation	**1,834,898**	**5**	**1,389,296**	**7**
To pay proposed dividend	-	-	-	-
Profit for the year (inclusive of all Statutory reserves)	23,484,251	59	11,237,187	43
Total Value Added	**40,038,791**	**100**	**21,701,031**	**100**

Value added statement reports shows the activities of stakeholders in the Bank. This shows the total wealth which the Bank has created by its own and employees efforts. It takes into account the distributions and reinvestment in the Bank for the replacement of assets and development of operations.

5 YEAR FINANCIAL SUMMARY

		2024 N'000	2023 N'000	2022 N'000	2021 N'000	2020 N'000
Assets						
Cash and balances with Central Bank of Nigeria	3	238,764,980	173,369,051	92,983,775	48,113,817	45,869,170
Due from banks and other financial institutions	4	142,401,137	31,048,883	24,098,813	21,680,400	14,839,178
Investment in sukuk	5	349,556,203	152,204,830	75,654,990	63,473,239	73,795,575
Interbank Mudaraba	12	-	-	-	-	1,603,513
Interbank Mudarabah Placement		48,130,103	5,010,788	-	-	-
Financing Assets(net)		215,254,217	172,634,716	136,976,580	113,287,760	71,620,128
Inventory Financing(net)	13	58,340,129	27,479,555	36,602,296	20,767,542	18,975,452
Other assets	17	4,425,638	3,293,998	2,281,815	3,445,684	2,611,415
Property and Equipment (net)	14	20,165,312	11,987,164	8,803,174	6,642,247	2,926,153
Leasehold improvement (net)	15	108,756	59,139	45,878	41,462	47,526
Intangible assets (net)	16	673,262	599,963	624,673	574,840	475,815
Deferred tax asset	18b	2,927,243	2,442,970	1,747,460	1,248,588	832,253
Total assets		**1,080,746,982**	**580,131,058**	**379,819,455**	**279,275,581**	**233,596,177**
Liabilities						
Customer current deposits	19a	493,599,402	224,463,962	140,814,965	111,559,434	74,580,714
Customers' unrestricted investment accounts	19b	411,188,555	242,107,237	150,642,667	97,529,175	100,932,427
Onward financing	20	28,999,627	41,432,500	32,784,097	31,536,491	15,405,242
Other liabilities	21	73,900,759	32,207,119	25,374,271	13,724,375	24,273,971
Tax payable	18a	1,592,872	605,315	398,656	620,938	558,770
Total liabilities		**1,009,281,215**	**540,816,133**	**350,014,656**	**254,970,413**	**215,751,124**
Total Deposits		**904,787,957**	**466,571,199**	**291,457,632**	**209,088,609**	**175,513,141**
Owners' equity						
Share capital	22	22,294,705	17,270,586	17,270,586	17,270,586	14,732,125
Share premium	23	6,372,565	1,348,446	1,348,447	1,348,447	627,365
Retained earnings	24	15,692,261	5,408,868	2,284,961	(680,247)	(2,538,887)
Risk regulatory reserve	25	8,607,256	5,007,534	2,554,328	2,28,354	2,175,084
Statutory reserve	26	15,757,285	8,712,010	5,340,854	3,276,470	2,108,624
Other reserves	27	2,741,694	1,567,482	1,005,623	661,559	740,742
Total Equity		**71,465,767**	**39,314,925**	**29,804,799**	**24,305,168**	**17,845,053**
Total Equity and Liabilities		**1,080,746,982**	**580,131,058**	**379,819,455**	**279,275,581**	**233,596,177**

5 YEAR FINANCIAL SUMMARY

		2024 N'000	2023 N'000	2022 N'000	2021 N'000	2020 N'000
Income						
Income from Financial Contracts	24	32,042,048	27,356,767	21,588,665	15,205,240	10,757,796
Income from Investment Activities	25	44,366,015	17,158,663	9,861,802	8,972,187	8,003,175
Gross Income from financing transactions		**76,408,063**	**44,515,430**	**31,450,467**	**24,177,427**	**18,760,971**
Impairment charged	39 (c)	166,333	(4320,033)	(3,888,913)	(3,720,926)	(3,027,892)
Bank's share as a Mudarib/Equity investor		**76,574,396**	**40,195,397**	**27,561,554**	**20,556,502**	**15,733,079**
Return on Equity of Investment Account Holders	28 (a)	(21,285,829)	(11,100,025)	(6,905,436)	(4,939,957)	(3,789,440)
Net Spread after Provision		**55,288,567**	**29,095,372**	**20,656,119**	**15,516,544**	**11,943,639**
Fee and commisssion(Net)	29b	5,473,032	2,335,047	1,638,830	1,108,774	500,930
		60,761,599	**31,430,419**	**22,294,949**	**16,625,318**	**12,444,569**
Other Income						
Other Operating Income	30	849,626	327,738	340,086	557,162	352,040
Unrealised exchange loss		144,099	58,992	(142,998)	(214,728)	273,825
Total Income		**61,755,324**	**31,817,150**	**22,492,036**	**16,967,752**	**13,070,434**
Expenses:						
Staff costs	32	13,759,018	9,258,140	8,100,245	7,238,222	4,902,366
Depreciation and Amortisation	33	1,834,898	1,389,296	1,631,594	781,980	811,624
Other Operating Expenses	34 (i)	21,716,533	10,116,118	6,127,463	4,789,475	4,016,643
Total Expenses		**37,310,450**	**20,763,554**	**15,859,302**	**12,809,678**	**9,730,633**
Operating profit/(loss) before tax		**24,444,875**	**11,053,596**	**6,632,734**	**4,158,074**	**3,339,801**
Income tax expenses	13a	(960,624)	183,543	248,542	(73,575)	(162,764)
Profit/(loss) for the year after tax		**23,484,251**	**11,237,139**	**6,881,276**	**4,084,499**	**3,177,037**
Other Comprehensive Income						
Item that may be reclassified to profit or loss						
Net gain on gifted property						
Foreign currency translation difference						
Total comprehensive income for the year		**23,484,251**	**11,237,139**	**6,881,276**	**4,084,499**	**3,177,037**
Basic and diluted Earning per share (Kobo)		**66.38 kobo**	**32.53 kobo**	**19.92 kobo**	**13.8 kobo**	**9.85 kobo**

06

Corporate Information

- Branch Location.
- Jaiz Bank Agents.

ABUJA REGION

Branch	Address
ABUJA MAIN	Ground floor Kano House 73 Ralph Shodeinde Street CBD, Abuja
WUSE	No 36 Douala Street Off Herbert Maculay Way, Erisco Bompet Plaza, Zone 5 Abuja.
NNPC	Ground Floor, Block B Room 16, NNPC Towers, Abuja.
BANEX	Bannex Plaza, Wuse II, Abuja.
NATIONAL ASSEMBLY	National Assembly Complex, 3 Arms Zone Abuja.
GWARIMPA	1st Avenue, DBB Plaza, Gwarimpa, FCT - Abuja.
NAHCON	Plot 991/992 Zakari Maimalari street, Hajj House, (NAHCON) Central Business District, Abuja
MARARABA	Plot 644 Cadastral Zone A11, Mararaba Gurku, Karu, Nasarawa State.
GARKI	Jaiz Bank House, Plot 1073 J.S Tarka Street, Garki Area 3, FCT Abuja.

NORTH WEST

Branch	Address
KANO 1	No 55 Tafawa Balewa Way, Off Murtala Muhammad Way, Kano
KANO 2	No. 13E Bello Road Kano.
KATSINA	No 109b IBB Way, Kofar Kaura Katsina.
KABUGA	kabuga Shopping Complex, Along BUK/ Gwarzo Road, Kano.
GUSAU	No 21 Canteen Road, Opposite CBN Gusau, Zamfara State.
SOKOTO	No 5 Ahmadu Bello Way, Former Finbank Building, Sokoto.
HOTORO	Plot 140, Opposite NNPC Depot, Maiduguri Road, Hotoro Kano.
KEBBI	Plot 20 Ahmadu Bello Way, Birnin-Kebbi, Kebbi State.
DAURA	No 11, Mamman Bashar Road, Daura, Katsina State.
FUNTUA	No 69, Sokoto Road, Funtua, Katsina State.
ZOO ROAD	11 Zoo Road, Opposite Trade Fair Complex, Kano State.
KEC	Kano Economic Development City, Dangwauro, Zaria Road, Kano State.
IBB WAY	No. 1 Kano City, IBB Way Kano, Kano State.
DUTSE	Plot 10/11, Sani Abacha Way, Dutse, Jigawa State.

NORTH CENTRAL

Branch	Address
KADUNA	11a Ali Akilu Road, Kaduna State.
KADUNA 2	Farida Ventures Building, Kano Road, Kaduna State.
SAMARU	Ahmadu Bello University Road, Opposite Main Gate, Samaru, Zaria, Kaduna State.
PZ ZARIA	No. 2 Crescent Road, Sabon Gari, Zaria-Kaduna State.
LOKOJA	No. 4 John Holt Road, Along Paparanda Square, Lokoja, Kogi State.
JOS	No. 25, Ahmadu Bello Way, Jos, Plateu State.
MINNA	Jaiz House, Mobil Roundabout, Minna City Center, Minna, Niger State.
RIGASA	No. 1 Zango Road, Rigasa Kaduna, Kaduna State.

NORTH EAST

Branch	Address
GOMBE	No 8 New Market Road, Commercial Area Gombe State.
BAUCHI	No. 2 Mohammed Bello Kirfi Road, Off Ahmadu Bello Way Bauchi, Bauchi State.
ATBU	Abubakar Tafawa Balewa University Bauchi, Bauchi State.
MAIDUGURI	No 18 Shehu Laminu Way, Maiduguri, Borno State.
DAMATURU	No. 10 Bukar Abba Ibrahim Way, Opposite Yobe Islamic Centre, Damaturu, Yobe State.
YOLA	No. 14, Mohammed Mustapha Way, Opposite Jimeta Modern Market, Yola, Adamawa State.
JALINGO	No. TS/6739, Hammaruwa Way, Jalingo, Taraba State..

SOUTH WEST

Branch	Address
DUGBE	No. 3 Fajuyi Road, Dugbe Ibadan, Oyo State.
ILORIN	No. 11 Unity Road, (Beside Kamag Transport) Ilorin, Kwara State.
UNILORIN	Main Campus University of Ilorin, Kwara State.
SAKI	Oke-Dio Junction, Secretariat Road, Saki, Oyo State.
OSOGBO	No. 4 Gbongan Road, Oshogbo, Osun State.
IWO ROAD	S7/264, Iwo Road, Ibadan, Oyo State.
AKURE	Plot D, Along Akure Oba-Ile Road Alagbaka, Akure, Ondo State.
ABEOKUTA	No. 9 Bridge Street Lafenwa Abeokuta, Ogun State..

LAGOS AND SOUTH

Branch	Address
IKEJA	De Plazaville Shopping Complex, 119 Awolowo Way, (Allen Roundabout) Ikeja, Lagos State.
APAPA	No. 17 Wharf Road, Opposite Elegaza Plaza, Apapa, Lagos State.
IKOYI	39, Awolowo Road, Ikoyi, Lagos State.
MARINA	No. 2/4 Davies Street, Kingsway Building, Marina, Lagos State.
AGEGE	No. 309 Old Abeokuta Road Oko-Oba Agege Lagos.
PORT HARCOURT	186 Abba Road, (Opposite Water Line) Port Harcourt, River State.

JAIZ BANK AGENTS AS AT 31 DECEMBER 2024

Information on the Banks list of agents forms can be found on the company's website **https://jaizbankplc.com/agency-banking-network-locator/**

Jaiz Mobile Plus Upgrade is here!

Download on the App Store

Get it on Google Play

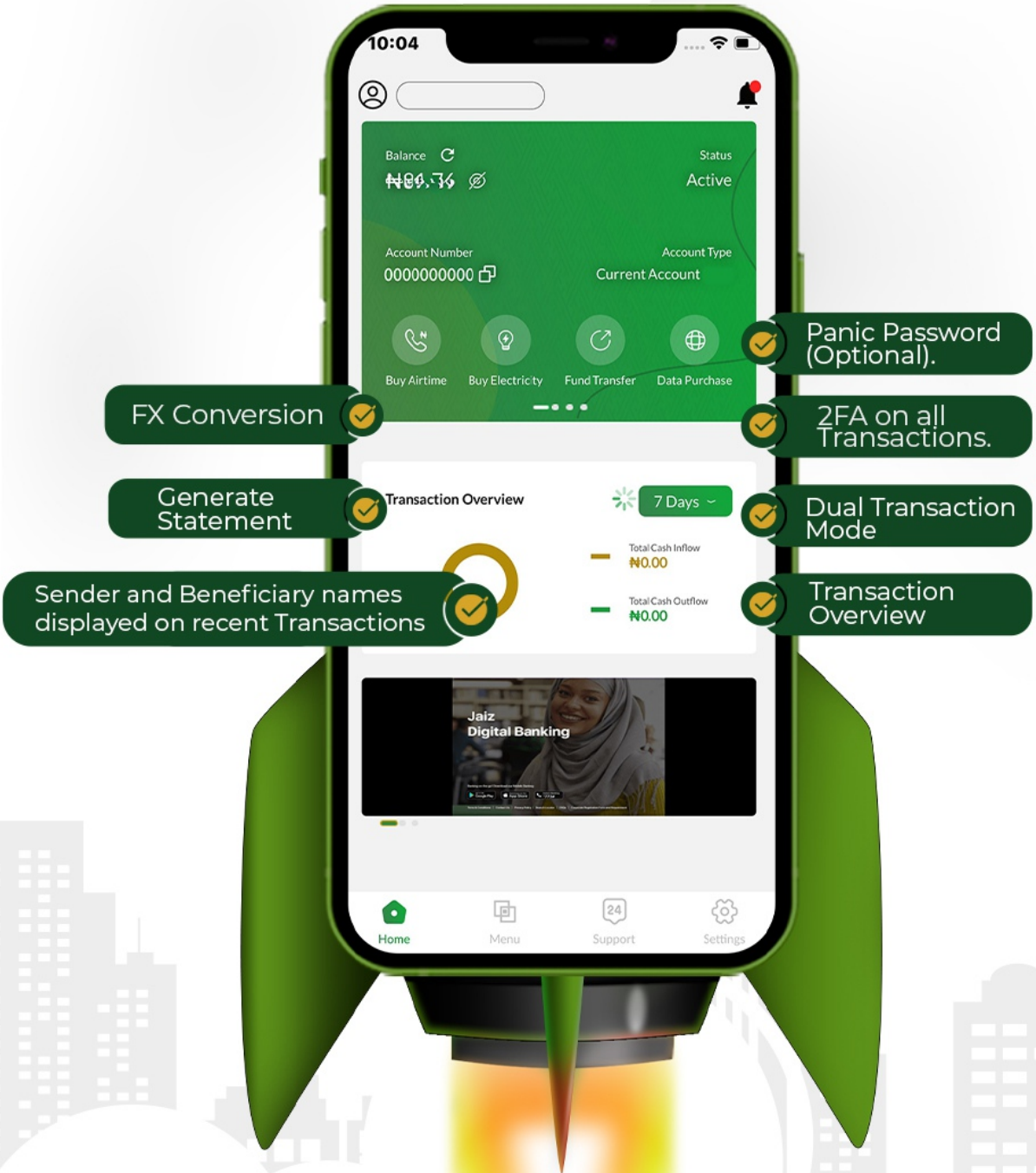

- Panic Password (Optional).
- FX Conversion
- 2FA on all Transactions.
- Generate Statement
- Dual Transaction Mode
- Sender and Beneficiary names displayed on recent Transactions
- Transaction Overview

Download and **Sign up** today

www.jaizbankplc.com

Jaiz Bank
...FOR A BETTER LIFE

07

Shareholders Information

- Shareholders Engagement
- Dividend History
- Notice of Annual General Meeting
- Explanatory Notes to the Proposed Resolutions
- Shareholders Information Update Form
- e-Dividend Mandate Form
- Proxy Form



SHAREHOLDERS ENGAGEMENT

The Bank maintains an effective communication with its shareholders by providing them with a continuous flow of financial and non-financial information to ensure that their expectations are aligned with the Bank's corporate objectives.

The Bank has employed the following channels of communication to provide information to its shareholders:

Channel	Description
Annual Report and Accounts	The Annual report is an encompassing report of the Bank's financial and corporate governance activities throughout the preceding financial year. It is an annual publication made in hard copy and electronic formats, with same dispatched to shareholders and other stakeholders 21 days before the Annual General Meeting.
Website	www.jaizbankplc.com is the Bank's official website, where relevant information on a wide range of issues are provided for all stakeholders
Result Announcement	The Bank ensures its financial performance is easily accessible by making quarterly publication in the national papers in line with the disclosure requirements of the Nigerian Exchange Group.
Shareholder Association Meeting	In an effort to ensure that minority Shareholders are protected and carried along, the Bank goes further to interact with representatives of various Shareholder Associations to address any concerns they may have as well as receive feedbacks and recommendations
INVESTOR RELATIONS CONTACT DETAILS	
Email	cxc@africaprudential.com investorrelations@jaizbankplc.com
Phone	+2348106705793, +2347080635555, +234708063 5500
Contact Address	Investor Relations Team Company Secretariat, Jaiz Bank Plc, Jaiz Bank House Plot 1073,J.S.Tarka Street Area 3,Garki P.M.B 31Garki,Abuja,Ngeria. The Registrars: Africa Prudential Plc 220B, Ikorodu Road, Palmgrove Lagos.

Rights and Responsibilities of Shareholders

Shareholders are encouraged to key into the Bank's Corporate Values, with a collective effort of achieving the mission and vision of the Bank by exercising their right which includes but are not limited:

- Attending and participating in Stakeholders' Meetings
- Vote at Meetings
- Electing and Removing of Directors
- Approving Resolutions, bylaws and Changes thereto
- Appointing the Bank's External Auditor
- Perusal of Corporate records, statements and reports
- Approving fundamental changes to the Bank
- Sharing in the property of the Bank upon dissolution.

Shareholder Enquiries and Complaints Management

This policy recognises the obligation of the Bank to provide shareholders with timely access to relevant information regarding their Bank and their equity holding, addressing the concerns of shareholders efficiently and effectively. It provides clear and detailed procedure through which shareholders may file complaints or make enquiries as well as the Bank's procedures for acknowledging and addressing those complaints and the timely within which a given enquiry or complaint shall be addressed.

UNCLAIMED DIVIDEND HISTORY

DIVIDEND HISTORY INFORMATION							
	DIVIDEND PAYMENT	YEAR ENDED	DATE RECIEVED	AMOUNT DECLARED	DIV PER SHARE	UNCLAIMED AS AT 31 DECEMBER 2024	CLAIMED AS AT 31 DECEMBER 2024
1	Dividend 1	2019	7/16/2020	883,929,479.00	0.03	34,923,669.78	1,305,299.26
2	Dividend 2	2020	6/23/2021	883,927,479.00	0.03	64,712,835.41	8,382,440.45
3	Dividend 3	2021	8/16/2022	1,381,646,895.08	0.04	69,574,765.18	7,251,001.07
4	Dividend 4	2022	7/27/2023	1,727,058,618.08	0.05	78,094,376.14	7,535,980.94
5	Dividend 5	2023	7/27/2024	1,381,646,895.08	0.04	N/A	1,741,515.14

Information on the unclaimed dividend is available on the company's website www.africaprudential.com/jaizundivclaim

NOTICE OF ANNUAL GENERAL MEETING

NOTICE IS HEREBY GIVEN that the 13th Annual General Meeting of Jaiz Bank Plc will hold virtually on Wednesday, 20th August, 2025, at 11.00a.m via the link: https://www.jaizbankplc.com/AGM/ to transact the following business:

ORDINARY BUSINESS:

1. To lay before the members, the Audited Financial Statements of the Bank for the period ended 31 December, 2024, together with the Reports of the Directors, Auditors, and Statutory Audit Committee thereon.
2. To declare a dividend
3. To re-elect non-executive Directors.
4. To elect Non-Executive Directors.
5. To authorize the Directors to fix the remuneration of the Auditors.
6. To disclose the remuneration of Managers of the Bank
7. To elect Shareholder Representatives of the Statutory Audit Committee.

SPECIAL BUSINESS

8. To consider and if thought fit pass the following resolution as a special resolution, which was approved at the 55th meeting of the Board of Directors held on 17th June, 2025:

"That the Directors' Fees for the financial year ending December 31, 2025 be and is hereby fixed at N48million per annum for the Chairman and N40Million per annum for every other Non-Executive Director."

By Order of the Board



Mohammed Shehu
Company Secretary
FRC/2017/NBA/00000016416
Plot 1073 J. S. Tarka Street
Area 3, Garki, Abuja, FCT.

NOTES:

1. Proxy

A member of the Company entitled to attend and vote at the Annual General Meeting is entitled to appoint a proxy in his/her stead. A proxy need not be a member of the Company.

For the appointment of the proxy to be valid, a proxy form must be completed and deposited at the office of the Company's Registrar, Africa Prudential Plc, 220B Ikorodu Road, Palmgrove, Lagos, Nigeria, or via email at cfc@africaprudential.com not later than 48 hours before the time fixed for the meeting. A blank proxy form is attached to the Annual Report and may also be downloaded from the Company's website at https://www.jaizbankplc.com. Payment of Stamp Duties on the proxy forms shall be at the Bank's expense.

2. Virtual Meeting Link

Pursuant to the provisions of the Business Facilitation (Miscellaneous Provisions) Act, 2022, which allows public companies to hold general meetings electronically, the 13th Annual General Meeting will be held virtually. The link for the meeting is https://www.jaizbankplc.com/AGM/ and can also be accessed through the Bank's website www.jaizbankplc.com and social media platforms. The meeting will be livestreamed online on the Bank's website.

3. Dividend

If the dividend recommended by the Directors is approved by the shareholders at the AGM, dividend will be paid by August 20, 2025. Given the previous notice to shareholders and the investing public by the Company on the closing period for the purpose of dividend payment. Dividend approved at the AGM will be paid to shareholders whose names appear in the Company's Register of members by close of business on 14th July, 2025.

4. Re-Election of Directors

Pursuant to Section 285 of the Companies and Allied Matters Act 2020, the following Directors shall retire by rotation and being eligible, have offered themselves for re-election:

i. Dr. Abdullateef Bello
ii. Dr. Aisha Waziri Umar
iii. Mr. Seedy Njie

The biographical details of the Directors standing re-election are provided in the Annual Report as well as the Bank's website stated above.

Special notice is hereby given, Pursuant to Section 274 of the Companies and Allied Matters Act 2020, that Mohammed Mustapha Bintube has attained (70) years of age in the month of August 2025 and has indicated his willingness to continue in office.

5. Election of Directors

Pursuant to Section 274 of the Companies and Allied Matters Act 2020, the following Directors are being proposed for election as Non-Executive Directors of the Bank:

i. Tajuddeen Aminu Dantata
ii. Sa'adat Hamza Mohammed
iii. Mustapha Ibrahim Ahmad
iv. Ahmed Mohammed Indimi
v. Nike Kolawole

The appointments have been approved by the Central Bank of Nigeria and would be presented to Shareholders for approval at the 13th Annual General Meeting.

6. Closure of Register of Members

As previously notified to shareholders and the investing public, the Register of Members and Transfer Books of the Bank will be closed from 15th July, 2025 for the purpose of dividend payment and updating the Register.

7. Nomination to the Audit Committee

In accordance with Section 404 of the Companies & Allied Matters Act, any member may nominate a shareholder as a member of the Statutory Audit Committee by giving notice in writing of such nomination to the Company Secretary at least 21 days before the Annual General Meeting. Such notice of nominations should be sent via email to investorrelations@jaizbankplc.com for the attention of the Company Secretary. A member of the Statutory Audit Committee is required to be financially literate and be knowledgeable in internal control processes. Consequently, a detailed resume disclosing requisite qualifications should be submitted with each nomination.

8. e-Dividend

Notice is hereby given to all shareholders to open bank accounts, stockbroking accounts and CSCS accounts for the purpose of receiving dividend payment electronically. Application form for e-dividend could be downloaded from our Registrars website at https://africaprudential.com/forms-offers/ to enable shareholders furnish particulars of their accounts to the Registrar as soon as possible. Detachable forms in respect of mandate for e-dividend payment and shareholder's data update are attached to the Annual Report for convenience.

9. Unclaimed Share Certificates

Shareholders with share certificates that have remained unclaimed or are yet to be returned for validation are advised to complete the e-dividend registration or contact the Company's Registrars at the address stated above, or the Company Secretary at the Bank's Registered address stated below, or any of the Bank's Branches. Shareholders are also encouraged to update their contact information in the event of a change of such information. Change of Address Form can be downloaded from our Registrar's Website stated above. Requests may be addressed to the Registrars of the Bank or the Company Secretary at the Bank's registered address stated below.

10. e-Report

In order to improve delivery of our Annual Reports, we hereby request that shareholders who wish to receive Annual Reports and other statutory reports of Jaiz Bank Plc in electronic format should download the e-Report Request Form from the Bank's Website stated above, complete and return the form to the Company Secretary for further processing or simply email the Company Secretary at investorrelations@jaizbankplc.com.

11. Website

A copy of this Notice, Biographical details of Directors standing for election, re-election, and other information relating to the meeting, as well as the full version of the Annual Reports and Financial Statements can be downloaded from the Bank's website stated above.

12. Rights of Shareholders to Ask Questions

Shareholders have a right to ask questions at the Annual General Meeting. Shareholders may also submit questions prior to the Meeting in writing to the Company, and such questions must be submitted to the Company through email at investorrelations@jaizbankplc.com on or before 13th August, 2025.

EXPLANATORY NOTES TO THE PROPOSED RESOLUTIONS

The Notes below explain the proposed resolutions.

All the resolutions are being proposed as ordinary resolutions. This means that for each resolution to be passed, a simple majority of votes in favour of the resolution is required.

Resolution 1: Annual Report and Accounts

Under Section 388 (1) of the Companies and Allied Matters Act 2020, the directors are required to lay before the company in the General Meeting for each financial year copies of the company's financial statements made up to a date not exceeding nine months prior to the date of the meeting.
This provides the shareholders with the opportunity to ask questions about the content of the Annual Report and Financial Statements.

Resolution 2: Declaration of Dividend

By virtue of the Companies and Allied Matters Act 2020 provision, the General Meeting has the power to approve or reduce the dividend recommended by the directors but cannot increase it. If the dividend per ordinary share recommended by the Directors is approved, the dividend net of withholding tax will be payable on 23rd July, 2025 to those shareholders whose names appear on the Company's register of shareholders as of 23rd July, 2025.

Resolution 3: Election and Re-Election of Directors

In line with the provisions of Section 285 (1) of the Companies and Allied Matters Act 2020, one-third of all Non-Executive directors and Directors appointed by the board since the last annual general meeting (AGM) are to stand for re-election every year. In line with this requirement, Dr. Abdullateef Bello, Dr. (Mrs.) Aisha Waziri Umar and Mr. Seedy Njie will retire at this AGM and being eligible for re-election, the Directors hereby present themselves for re-election.
Pursuant to Section 274 of the Companies and Allied Matters Act 2020, Alh. Tajuddeen Dantata, Hajiya Sa'adat Hamza Mohammed, Mal. Mustapha Ibrahim Ahmad, Alhaji Ahmed Mohammed Indimi and Nike Kolawole are being proposed for election as the Bank's Non-Executive Directors. The Central Bank of Nigeria has approved their appointments, which will be tabled before the shareholders for approval at this meeting.

The profiles of the directors are contained in the Annual Report. The Board recommends the re-election/approval of the Directors to maintain the needed balance of skill, knowledge, and experience.

Resolution 4: Remuneration of Auditors

Pursuant to the provision of Section 408(1) (a) of the Companies and Allied Matters Act 2020, the shareholders will be required to authorize the directors to fix the remuneration of the Auditors for the financial year ending December 31, 2025.

Resolution 5: To disclose the Remuneration of Managers

The Companies and Allied Matters Act provides that the compensation of managers of a company shall be disclosed to members of the company at the Annual General Meeting. In accordance, shareholders will be requested to note the disclosure on the remuneration of the company's managers as contained in Page 150 of the Annual Report.

Resolution 6: Election of the Shareholder Representatives of the Statutory Audit Committee

In accordance with Section 404 (6) of the Companies and Allied Matters Act 2020, any member may nominate a shareholder for election as a member of the Audit Committee by giving notice in writing of such nomination to the Company Secretary at least 21 days before the Annual General Meeting.

Members will be required to vote at the Annual General Meeting to elect members of the Bank's Statutory Audit Committee.

Resolution 7: Approval of Directors' Fees

Your company is required by law to seek approval for the annual fees payable to the Non-Executive Directors. Therefore, shareholders will be required to approve the annual fees for the Non-Executive Directors for the 2025 financial year. The remuneration is N48 million per annum for the Chairman and N40 million per annum for every other Non-Executive Director.

Africa Prudential
RC 649007

Affix
Recent Passport
Photograph

USE GUM ONLY
NO STAPLE PINS

(to be stamped by your banker)
ONLY CLEARING BANKS ARE ACCEPTABLE

E-DIVIDEND MANDATE ACTIVATION FORM

INSTRUCTION

Please complete all section of this form to make it eligible for processing and return to the address below.

The Registrar
Africa Prudential Plc
220B, Ikorodu Road, Palmgrove, Lagos.

I/We hereby request that henceforth, all my/our Dividend Payment(s) due to me\us from my/our holdings in all the companies ticked at the right hand column be credited directly to my /our bank detailed below:

Bank Verification Number (BVN):

Bank Name:

Bank Account Number:

Account Opening Date: DD MM YYYY

SHAREHOLDER ACCOUNT INFORMATION

Gender: Male Female Date Of Birth D D M M Y Y Y Y

Surname/Company's Name First Name Other Name

Address

Previous Address

City State Country

Clearing House Number (CHN) (if any) Name of Stockbroking Firm

C

Tax Identification Number (TIN)

Mobile Telephone 1 Mobile Telephone 2

E-mail Address

DECLARATION

I/We hereby declare that the information I have provided is true and correct and that I shall be held personally liable for any of my personal details.

I/We also agree and consent that Africa Prudential Plc ("Afriprud") may collect, use, disclose, process and deal in any manner whatsoever with my/our personal, biometric and shareholding information set out in this form and/or otherwise provided by me/us or possessed by Afriprud for administration of my/our shareholding and matters related thereto.

Signature: Signature:

Joint/Company's Signatories

Company Seal *(if applicable)*

Please tick against the company(ies) where you have shareholdings

CLIENTELE

1. ABBEY MORTGAGE BANK PLC ☐
2. ADAMAWA STATE GOVERNMENT BOND ☐
3. AFRILAND PROPERTIES ☐
4. AFRICA PRUDENTIAL PLC ☐
5. BECO PETROLEUM PRODUCTS PLC ☐
6. BUA CEMENT ☐
7. BUA FOODS ☐
8. BENUE STATE GOVERNEMENT BOND ☐
9. CAP PLC ☐
10. CAPPA AND D'ALBERTO PLC ☐
11. CHAMPION BREWERIES ☐
12. CSCS ☐
13. CORDROS MONEY MARKET FUND ☐
14. EBONYI STATE GOVERNMENT BOND ☐
15. GOLDEN CAPITAL PLC ☐
16. INFINITY TRUST MORTGAGE ☐
17. INVESTMENT & ALLIED ASSURANCE PLC ☐
18. JAIZ BANK ☐
19. KADUNA STATE GOVERNMENT BOND ☐
20. LIVING TRUST MORTGAGE BANK ☐
21. GLOBAL SPECTRUM ENERGY SERVICES PLC ☐
22. MIXTA REAL ESTATE PLC ☐
23. NEXANS KABLE METAL NIG. PLC ☐
24. OMOLUABI MORTGAGE BANK PLC ☐
25. PERSONAL TRUST & SAVINGS LTD ☐
26. P.S. MANDRIDES PLC ☐
27. PORTLAND PAINTS & PRODUCTS NIG. PLC ☐
28. PREMIER BREWERIES PLC ☐
29. TRANSCORP HOTELS PLC ☐
30. TRANSCORP POWER PLC ☐
31. TRANSCORP PLC ☐
32. TOWER BOND ☐
33. UACN PLC ☐
34. UNITED BANK FOR AFRICA PLC ☐
35. UNITED CAPITAL PLC ☐
36. UNITED CAPITAL BALANCED FUND ☐
37. UNITED CAPITAL BOND FUND ☐
38. UNITED CAPITAL EQUITY FUND ☐
39. UNITED CAPITAL MONEY MARKET FUND ☐
40. UNITED CAPITAL NIGERIAN EUROBOND FUND ☐
41. UNITED CAPITAL WEALTH FOR WOMEN FUND ☐
42. UAC PROPERTIES DEVELOPMENT COMPANY PLC ☐
43. VFD GROUP PLC ☐
44. WEST AFRICAN GLASS IND PLC ☐

OTHERS:

Africa Prudential

E-SERVICE/DATA UPDATE FORM

KINDLY FILL AND RETURN FORM TO ANY OF OUR OFFICE ADDRESSES STATED BELOW | * = COMPULSORY FIELDS

1. *SURNAME/COMPANY NAME

2. *FIRST NAME 3. OTHER NAME

4. *GENDER M F 5. E-MAIL

6. ALTERNATE E-MAIL

7. *DATE OF BIRTH

8. *MOBILE (1) (2) D D M M Y Y Y Y

9. *ADDRESS

10. OLD ADDRESS *(if any)*

11. *NATIONALITY 12. *OCCUPATION

13. *NEXT OF KIN NAME MOBILE

14. *MOTHER'S MAIDEN NAME

15. BANK NAME 16. A/C NO.

17. A/C NAME 18. A/C OPENING DATE D D M M Y Y Y Y

19. BANK VERIFICATION NO. (BVN) 20. NAME OF STOCKBROKING FIRM

21. TAX IDENTIFICATION NUMBER (TIN)

22. CSCS CLEARING HOUSE NO. (CHN) C

DECLARATION

I/We hereby declare that the information I have provided is true and correct and that I shall be held personally liable for any of my personal details.

I/We also agree and consent that Africa Prudential Plc ("Afriprud") may collect, use, disclose, process and deal in any manner whatsoever with my/our personal, biometric and shareholding information set out in this form and/or otherwise provided by me/us or possessed by Afriprud for administration of my/our shareholding and matters related thereto.

Signature:

Signature:

Joint/Company's Signatories

Company Seal *(if applicable)*

Please tick against the company(ies) where you have shareholdings

CLIENTELE

1. ABBEY MORTGAGE BANK PLC
2. ADAMAWA STATE GOVERNMENT BOND
3. AFRILAND PROPERTIES
4. AFRICA PRUDENTIAL PLC
5. BECO PETROLEUM PRODUCTS PLC
6. BUA CEMENT
7. BUA FOODS
8. BENUE STATE GOVERNEMENT BOND
9. CAP PLC
10. CAPPA AND D'ALBERTO PLC
11. CHAMPION BREWERIES
12. CSCS
13. CORDROS MONEY MARKET FUND
14. EBONYI STATE GOVERNMENT BOND
15. GOLDEN CAPITAL PLC
16. INFINITY TRUST MORTGAGE
17. INVESTMENT & ALLIED ASSURANCE PLC
18. JAIZ BANK
19. KADUNA STATE GOVERNMENT BOND
20. LIVING TRUST MORTGAGE BANK
21. GLOBAL SPECTRUM ENERGY SERVICES PLC
22. MIXTA REAL ESTATE PLC
23. NEXANS KABLE METAL NIG. PLC
24. OMOLUABI MORTGAGE BANK PLC
25. PERSONAL TRUST & SAVINGS LTD
26. P.S. MANDRIDES PLC
27. PORTLAND PAINTS & PRODUCTS NIG. PLC
28. PREMIER BREWERIES PLC
29. TRANSCORP HOTELS PLC
30. TRANSCORP POWER PLC
31. TRANSCORP PLC
32. TOWER BOND
33. UACN PLC
34. UNITED BANK FOR AFRICA PLC
35. UNITED CAPITAL PLC
36. UNITED CAPITAL BALANCED FUND
37. UNITED CAPITAL BOND FUND
38. UNITED CAPITAL EQUITY FUND
39. UNITED CAPITAL MONEY MARKET FUND
40. UNITED CAPITAL NIGERIAN EUROBOND FUND
41. UNITED CAPITAL WEALTH FOR WOMEN FUND
42. UAC PROPERTIES DEVELOPMENT COMPANY PLC
43. VFD GROUP PLC
44. WEST AFRICAN GLASS IND PLC

OTHERS:

HEAD OFFICE: 220B, Ikorodu Road, Palmgrove, Lagos.
ABUJA: Infinity House (2nd Floor), 11 Kaura Namoda Street, Off Faskari Crescent, Area 3, Garki, Abuja.
PORT-HARCOURT: Oklen Suite Building (2nd Floor), No. 1A, Evo Road, GRA Phase 2.
TEL: 0700 AFRIPRUD (0700 2374 7783) | E-MAIL: cxc@africaprudential.com | www.africaprudential.com | @afriprud

SCAN

To Download Shareholders' Forms

PROXY FORM

Proxy Form for the Annual General Meeting of Members of Jaiz Bank Plc to be held virtually via the link: https://www.jaizbankplc.com/AGM/ at 11:00am on Wednesday 20th August, 2025.

I/WE.....

(Name of Shareholder in block letters)

Being a member(s) of Jaiz Bank Plc hereby appoint Mr./Mrs./Chief or failing him the Chairman of the Meeting as my/our proxy to vote for me/us on my/our behalf at the Annual General Meeting of our Company As my/our proxy to vote for me/us on my /our behalf at the 13th Annual General Meeting of our Company to be held on 20th August 2025, at 11:00am and at any adjournment thereof.

Unless otherwise instructed, the Proxy will vote or abstain from voting as he/she thinks fit.

Signed this.....**day of.**.....**2025**

Shareholder's Signature.....

IMPORTANT NOTES

A member of the Company entitled to attend and vote at the Annual General Meeting is entitled to appoint a proxy in his/her stead. A proxy need not be a member of the Company. For the appointment of the proxy to be valid, a proxy form must be completed and deposited at the office of the Company's Registrar, Africa Prudential Plc, 220B Ikorodu Road, Palmgrove, Lagos, Nigeria, or via email at cfc@africaprudential.com not later than 48 hours before the time fixed for the meeting. A blank proxy form is attached to the Annual Report and may also be downloaded from the Company's website at https://www.jaizbankplc.com. Payment of Stamp Duties on the proxy forms shall be at the Bank's expense.

No	Resolution	For	Against	Abstain
1	To lay before the members, the Audited Financial Statements of the Bank for the period ended 31 December, 2024, together with the Reports of the Directors, Auditors, and Statutory Audit Committee thereon.			
2	To declare a dividend.			
3	To re-elect Non-Executive Directors.			
	i. Dr. Abdullateef Bello			
	ii. Dr. Aisha Waziri Umar			
	iii. Mr. Seedy Njie			
4	To elect Non-Executive Directors.			
	i. Tajuddeen Aminu Dantata			
	ii. Sa'adat Hamza Mohammed			
	iii. Mustapha Ibrahim Ahmad			
	iv. Ahmed Mohammed Indimi			
	v. Nike Kolawole			
5	To disclose the remuneration of Managers of the Bank;			
6	To elect Shareholder Representatives of the Statutory Audit Committee.			
7	To consider and if thought fit pass the following resolution as special resolution: "That the Directors' Fees for the financial year ending 31 December, 2025 be and is hereby fixed at N48million per annum for the Chairman and N40Million per annum for every other Non-Executive Director.";			

Please indicate with an **"X"** in the appropriate column how you may wish your votes to be cast on the resolutions set above. Unless otherwise instructed, the proxy will vote or abstain from voting at his/her discretion.

Signature of Person Attending.....

Send by post to:

Africa Prudential Plc. (Formerly UBA Registrars Limited) 220B Ikorodu Road, Palmgrove Lagos, Nigeria Or by email to: investorrelations@jaizbankplc.com

PLEASE AFFIX A STAMP HERE

Africa Prudential Registrars Plc

(Formerly UBA Registrars Limited)
220B Ikorodu Road,Palmrove, Lagos, Nigeria.

Or by email to:
investorelations@jaizbankplc.com

Savings as Simple as Their Smile.

Your child's dreams are big—even if their hands are small.
A Jaiz Children's Account gives them a safe place to start learning and saving for all that lies ahead..



www.jaizbankplc.com

Jaiz Bank
...FOR A BETTER LIFE



customercare@jaizbankplc.com
+234 (0) 700 773 0000
www.jaizbankplc.com
JaizBankPlc JaizBankNG